

Results
1500m Women
Round 1

12 AUG 2014

EUROPEAN RECORD	3:52.47	KAZANKINA Tatyana	URS	Zürich (SUI)	13 AUG 1980
CHAMPIONSHIP RECORD	3:56.91	TOMASHOVA Tatyana	RUS	Göteborg (SWE)	13 AUG 2006

Heat 1 Start Time: 10:35

Rank	Name	Nat	Date of Birth	Order	Result
1	AREGAWI Abeba	SWE	5 JUL 1990	9	4:11.64 Q
2	TERZIC Amela	SRB	2 JAN 1993	11	4:11.75 Q
3	KARAMASHEVA Svetlana	RUS	24 MAY 1988	1	4:12.94 Q
4	MÅKESTAD BOVIM Ingvill	NOR	7 AUG 1981	7	4:13.02 Q
5	MISHCHENKO Anna	UKR	25 AUG 1983	12	4:14.24
6	MUIR Laura	GBR	9 MAY 1993	6	4:14.69
7	KOSTER Maureen	NED	3 JUL 1992	8	4:15.11
8	ROMAN Sonja	SLO	11 MAR 1979	4	4:16.38
9	AYDEMIR Esmâ	TUR	1 JAN 1992	3	4:16.90
10	MAGNANI Margherita	ITA	26 FEB 1987	10	4:17.19
11	STRAUSA Agata	LAT	2 DEC 1989	5	4:17.61
12	MACÍAS Isabel	ESP	11 AUG 1984	2	4:17.76
Intermediate times:		400m	1:11.86	TERZIC Amela (SRB)	
		800m	2:22.63	TERZIC Amela (SRB)	
		1200m	3:27.41	AREGAWI Abeba (SWE)	

Heat 2 Start Time: 10:45

Rank	Name	Nat	Date of Birth	Order	Result
1	HASSAN Sifan	NED	1 JAN 1993	3	4:09.55 Q
2	PLIS Renata	POL	5 FEB 1985	11	4:10.33 Q
3	DEL BUONO Federica	ITA	12 DEC 1994	4	4:10.47 Q
4	WEIGHTMAN Laura	GBR	1 JUL 1991	5	4:10.55 Q
5	ENGLAND Hannah	GBR	6 MAR 1987	7	4:10.73 q
6	SUJEW Diana	GER	2 NOV 1990	10	4:11.27 q
7	SHCHAGINA Anna	RUS	7 DEC 1991	6	4:11.27 q
8	PRYSHCHEPA Nataliya	UKR	11 SEP 1994	2	4:11.42 q
9	GEĞA Luiza	ALB	5 NOV 1988	13	4:12.25
10	KLOCOVÁ Lucia	SVK	20 NOV 1983	1	4:14.77
11	MEZULIÁŇIKOVÁ Diana	CZE	10 APR 1992	12	4:15.40
12	BULUT Gamze	TUR	3 AUG 1992	8	4:18.28
13	TŠERNOV Liina	EST	28 DEC 1987	9	4:25.18
Intermediate times:		400m	1:08.43	PLIS Renata (POL)	
		800m	2:18.35	PLIS Renata (POL)	
		1200m	3:23.84	HASSAN Sifan (NED)	

Qualified: First 4 in each heat (Q) and 4 best performers (q) advance to the Final


Weather conditions at the beginning of the 1st heat

Temperature: 17 °C Humidity: 66 % Conditions: Sunny

Legend

Q Qualified by place q qualified by time

INTERNET Service: www.european-athletics.org

Timing, Measurement & Data Service by  OMEGA

printed at TUE 12 AUG 2014 10:56

Page 1 of 1

Results
1500m Women
Round 1

12 AUG 2014

EUROPEAN RECORD	3:52.47	KAZANKINA Tatyana	URS	Zürich (SUI)	13 AUG 1980
CHAMPIONSHIP RECORD	3:56.91	TOMASHOVA Tatyana	RUS	Göteborg (SWE)	13 AUG 2006


Rank	Name	Nat	Date of Birth	Heat	Order	Position	Time
1	HASSAN Sifan	NED	1 JAN 1993	2	3	1	4:09.55 Q
2	PLIS Renata	POL	5 FEB 1985	2	11	2	4:10.33 Q
3	DEL BUONO Federica	ITA	12 DEC 1994	2	4	3	4:10.47 Q
4	WEIGHTMAN Laura	GBR	1 JUL 1991	2	5	4	4:10.55 Q
5	ENGLAND Hannah	GBR	6 MAR 1987	2	7	5	4:10.73 q
6	SUJEW Diana	GER	2 NOV 1990	2	10	6	4:11.27 q
7	SHCHAGINA Anna	RUS	7 DEC 1991	2	6	7	4:11.27 q
8	PRYSHCHEPA Nataliya	UKR	11 SEP 1994	2	2	8	4:11.42 q
9	AREGAWI Abeba	SWE	5 JUL 1990	1	9	1	4:11.64 Q
10	TERZIC Amela	SRB	2 JAN 1993	1	11	2	4:11.75 Q
11	GEGA Luiza	ALB	5 NOV 1988	2	13	9	4:12.25
12	KARAMASHEVA Svetlana	RUS	24 MAY 1988	1	1	3	4:12.94 Q
13	MÅKESTAD BOVIM Ingvill	NOR	7 AUG 1981	1	7	4	4:13.02 Q
14	MISHCHENKO Anna	UKR	25 AUG 1983	1	12	5	4:14.24
15	MUIR Laura	GBR	9 MAY 1993	1	6	6	4:14.69
16	KLOCOVÁ Lucia	SVK	20 NOV 1983	2	1	10	4:14.77
17	KOSTER Maureen	NED	3 JUL 1992	1	8	7	4:15.11
18	MEZULIÁŇIKOVÁ Diana	CZE	10 APR 1992	2	12	11	4:15.40
19	ROMAN Sonja	SLO	11 MAR 1979	1	4	8	4:16.38
20	AYDEMIR Esmá	TUR	1 JAN 1992	1	3	9	4:16.90
21	MAGNANI Margherita	ITA	26 FEB 1987	1	10	10	4:17.19
22	STRAUSA Agata	LAT	2 DEC 1989	1	5	11	4:17.61
23	MACÍAS Isabel	ESP	11 AUG 1984	1	2	12	4:17.76
24	BULUT Gamze	TUR	3 AUG 1992	2	8	12	4:18.28
25	TŠERNOV Liina	EST	28 DEC 1987	2	9	13	4:25.18

Qualified: First 4 in each heat (Q) and 4 best performers (q) advance to the Final

Note:
These athletes are sorted on performance.

Legend
Q Qualified by place q qualified by time

INTERNET Service: www.european-athletics.org

Timing, Measurement & Data Service by  OMEGA

printed at TUE 12 AUG 2014 10:54

Page 1 of 1

Results
100m Women
Round 1

12 AUG 2014

EUROPEAN RECORD	10.73	ARRON Christine	FRA	Budapest (HUN)	19 AUG 1998
CHAMPIONSHIP RECORD	10.73	ARRON Christine	FRA	Budapest (HUN)	19 AUG 1998

Heat 1 Start Time: 11:42 Wind: -0.6 m/s

Rank	Name	Nat	Date of Birth	Lane	Reaction time	Result	
1	KAMBUNDJI Mujinga	SUI	17 JUN 1992	3	0.142	11.32	Q NR
2	LOFAMAKANDA PINTO Tatjana	GER	2 JUL 1992	7	0.145	11.41	Q
3	OGRAZEANU Andreea	ROU	24 MAR 1990	2	0.216	11.45	Q
4	SAMUEL Jamile	NED	24 APR 1992	8	0.151	11.46	Q
5	BUSK Daniella	SWE	11 AUG 1993	4	0.210	11.76	
6	TAVARES Carla	POR	22 MAY 1982	6	0.162	11.78	
7	PRETELLI Martina	SMR	28 DEC 1988	1	0.151	12.68	
	GÁTOU María	GRE	16 AUG 1989	5	0.166	DNF	

Heat 2 Start Time: 11:49 Wind: -0.4 m/s

Rank	Name	Nat	Date of Birth	Lane	Reaction time	Result	
1	SCHIPPERS Dafne	NED	15 JUN 1992	7	0.167	11.10	Q
2	HENRY Desiree	GBR	26 AUG 1995	8	0.148	11.21	Q PB
3	IKUESAN Ayodelé	FRA	15 MAY 1985	4	0.171	11.32	Q
4	GRINCIKAITE Lina	LTU	3 MAY 1987	5	0.156	11.51	Q
5	FOSTER Amy	IRL	2 OCT 1988	3	0.132	11.51	q
6	LAVANCHY Marisa	SUI	4 JAN 1990	6	0.151	11.65	
7	BEZEKOVÁ Alexandra	SVK	13 AUG 1992	2	0.154	11.87	

Heat 3 Start Time: 11:56 Wind: +0.2 m/s

Rank	Name	Nat	Date of Birth	Lane	Reaction time	Result	
1	SAILER Verena	GER	16 OCT 1985	7	0.126	11.25	Q
2	PHILIP Asha	GBR	25 OCT 1990	8	0.128	11.28	Q
3	LATVALA Hanna-Maari	FIN	30 OCT 1987	6	0.160	11.30	Q PB
4	EFTIMOVA Inna	BUL	19 JUN 1988	1	0.134	11.42	Q
5	POVH Olesya	UKR	18 OCT 1987	3	0.158	11.43	q SB
6	PAPAIOANNOU Ramona	CYP	15 JUN 1989	5	0.154	11.64	
7	ŽUMER Kristina	SLO	2 FEB 1980	4	0.169	11.85	SB
8	SEBASTIAN Estefania	AND	5 SEP 1982	2	0.245	12.46	

Heat 4 Start Time: 12:03 Wind: -0.4 m/s

Rank	Name	Nat	Date of Birth	Lane	Reaction time	Result	
1	SOUMARÉ Myriam	FRA	29 OCT 1986	4	0.151	11.03	Q =EL
2	OKPARAEBE Ezinne	NOR	3 MAR 1988	3	0.153	11.24	Q SB
3	POHREBNYAK Nataliya	UKR	19 FEB 1988	7	0.167	11.37	Q
4	ALLOH Audrey	ITA	21 JUL 1987	8	0.189	11.44	Q
5	KOKLÓNI Yeoryía	GRE	7 MAY 1981	5	0.137	11.46	q
6	MIHALINEC Maja	SLO	17 DEC 1989	6	0.174	11.52	PB
7	KRŠÁKOVÁ Lenka	SVK	22 FEB 1991	2	0.159	11.74	

Results
100m Women
Round 1

12 AUG 2014

Heat 5 Start Time: 12:10 Wind: +0.8 m/s

Rank	Name	Nat	Date of Birth	Lane	Reaction time	Result	
1	LALOVA Ivet	BUL	18 MAY 1984	6	0.151	11.17	Q
2	NELSON Ashleigh	GBR	20 FEB 1991	3	0.146	11.19	Q PB
3	DISTEL-BONNET Céline	FRA	25 JUL 1987	4	0.151	11.25	Q
4	HAASE Rebekka	GER	2 JAN 1993	2	0.151	11.35	Q
5	SIRAGUSA Irene	ITA	23 JUN 1993	5	0.140	11.47	q
6	HEALY Phil	IRL	19 NOV 1994	8	0.148	11.53	
7	GARCÍA Estela	ESP	20 MAR 1989	7	0.183	11.72	


Qualified: First 4 in each heat (Q) and 4 best performers (q) advance to the Semifinals

Weather conditions at the beginning of the 1st heat

Temperature: 17 °C Humidity: 66 % Conditions: Partly cloudy

Legend	
=EL	Equal European Lead
Q	Qualified by place
DNF	Did not Finish
q	qualified by time
NR	National Record
SB	Season Best
PB	Personal Best

INTERNET Service: www.european-athletics.org

Timing, Measurement & Data Service by  OMEGA

printed at TUE 12 AUG 2014 12:20

Page 2 of 2

Results
100m Women
Round 1

12 AUG 2014

EUROPEAN RECORD	10.73	ARRON Christine	FRA	Budapest (HUN)	19 AUG 1998
CHAMPIONSHIP RECORD	10.73	ARRON Christine	FRA	Budapest (HUN)	19 AUG 1998


Rank	Name	Nat	Date of Birth	Heat	Lane	Position	Wind	Time	
1	SOMARÉ Myriam	FRA	29 OCT 1986	4	4	1	-0.4	11.03	Q =EL
2	SCHIPPERS Dafne	NED	15 JUN 1992	2	7	1	-0.4	11.10	Q
3	LALOVA Ivet	BUL	18 MAY 1984	5	6	1	+0.8	11.17	Q
4	NELSON Ashleigh	GBR	20 FEB 1991	5	3	2	+0.8	11.19	Q PB
5	HENRY Desiree	GBR	26 AUG 1995	2	8	2	-0.4	11.21	Q PB
6	OKPARAEBE Ezinne	NOR	3 MAR 1988	4	3	2	-0.4	11.24	Q SB
7	DISTEL-BONNET Céline	FRA	25 JUL 1987	5	4	3	+0.8	11.25	Q
7	SAILER Verena	GER	16 OCT 1985	3	7	1	+0.2	11.25	Q
9	PHILIP Asha	GBR	25 OCT 1990	3	8	2	+0.2	11.28	Q
10	LATVALA Hanna-Maari	FIN	30 OCT 1987	3	6	3	+0.2	11.30	Q PB
11	IKUESAN Ayodelé	FRA	15 MAY 1985	2	4	3	-0.4	11.32	Q
11	KAMBUNDJI Mujinga	SUI	17 JUN 1992	1	3	1	-0.6	11.32	Q NR
13	HAASE Rebekka	GER	2 JAN 1993	5	2	4	+0.8	11.35	Q
14	POHREBNYAK Nataliya	UKR	19 FEB 1988	4	7	3	-0.4	11.37	Q
15	LOFAMAKANDA PINTO Tatjana	GER	2 JUL 1992	1	7	2	-0.6	11.41	Q
16	EFTIMOVA Inna	BUL	19 JUN 1988	3	1	4	+0.2	11.42	Q
17	POVH Olesya	UKR	18 OCT 1987	3	3	5	+0.2	11.43	q SB
18	ALLOH Audrey	ITA	21 JUL 1987	4	8	4	-0.4	11.44	Q
19	OGRAZEANU Andreea	ROU	24 MAR 1990	1	2	3	-0.6	11.45	Q
20	KOKLÓNI Yeoryía	GRE	7 MAY 1981	4	5	5	-0.4	11.46	q
20	SAMUEL Jamile	NED	24 APR 1992	1	8	4	-0.6	11.46	Q
22	SIRAGUSA Irene	ITA	23 JUN 1993	5	5	5	+0.8	11.47	q
23	GRINCIKAITE Lina	LTU	3 MAY 1987	2	5	4	-0.4	11.51	Q
24	FOSTER Amy	IRL	2 OCT 1988	2	3	5	-0.4	11.51	q
25	MIHALINEC Maja	SLO	17 DEC 1989	4	6	6	-0.4	11.52	PB
26	HEALY Phil	IRL	19 NOV 1994	5	8	6	+0.8	11.53	
27	PAPAIANOOU Ramona	CYP	15 JUN 1989	3	5	6	+0.2	11.64	
28	LAVANCHY Marisa	SUI	4 JAN 1990	2	6	6	-0.4	11.65	
29	GARCÍA Estela	ESP	20 MAR 1989	5	7	7	+0.8	11.72	
30	KRŠÁKOVÁ Lenka	SVK	22 FEB 1991	4	2	7	-0.4	11.74	
31	BUSK Daniella	SWE	11 AUG 1993	1	4	5	-0.6	11.76	
32	TAVARES Carla	POR	22 MAY 1982	1	6	6	-0.6	11.78	
33	ŽUMER Kristina	SLO	2 FEB 1980	3	4	7	+0.2	11.85	SB
34	BEZEKOVÁ Alexandra	SVK	13 AUG 1992	2	2	7	-0.4	11.87	
35	SEBASTIAN Estefania	AND	5 SEP 1982	3	2	8	+0.2	12.46	
36	PRETELLI Martina	SMR	28 DEC 1988	1	1	7	-0.6	12.68	
	GÁTOU María	GRE	16 AUG 1989	1	5			DNF	

Qualified: First 4 in each heat (Q) and 4 best performers (q) advance to the Semifinals

Note:
These athletes are sorted on performance.

Legend
=EL Equal European Lead DNF Did not Finish NR National Record PB Personal Best
Q Qualified by place q qualified by time SB Season Best

INTERNET Service: www.european-athletics.org

Timing, Measurement & Data Service by  OMEGA

printed at TUE 12 AUG 2014 12:13

Page 1 of 1

Results
400m Women
Round 1

12 AUG 2014

EUROPEAN RECORD	47.60	KOCH Marita	GDR	Canberra (AUS)	6 OCT 1985
CHAMPIONSHIP RECORD	48.16	KOCH Marita	GDR	Athína (GRE)	8 SEP 1982

Heat 1 Start Time: 18:00

Rank	Name	Nat	Date of Birth	Lane	Reaction time	Result	
1	TERRERO Indira	ESP	29 NOV 1985	4	0.314	51.62	Q SB
2	RAZOR Bianca	ROU	8 AUG 1994	3	0.185	51.77	Q SB
3	GAYOT Marie	FRA	18 DEC 1989	6	0.191	51.80	Q SB
4	VESHKUROVA Tatyana	RUS	23 SEP 1981	8	0.233	52.06	q
5	BAZZONI Chiara	ITA	5 JUL 1984	5	0.176	52.19	q SB
6	LATIŠEVA-CUDARE Gunta	LAT	9 MAR 1995	7	0.197	53.37	SB
7	MORAUSKAITE Modesta	LTU	2 OCT 1995	2	0.194	55.87	

Heat 2 Start Time: 18:07

Rank	Name	Nat	Date of Birth	Lane	Reaction time	Result	
1	OHURUOGU Christine	GBR	17 MAY 1984	6	0.156	51.40	Q SB
2	GRENOT Libania	ITA	12 JUL 1983	7	0.173	51.90	Q
3	ZADORINA Kseniya	RUS	2 MAR 1987	3	0.152	52.57	Q
4	WYCISZKIEWICZ Patrycja	POL	8 JAN 1994	4	0.155	52.73	
5	AZEVEDO Cátia	POR	9 MAR 1994	5	0.143	52.87	
6	PUTALOVÁ Iveta	SVK	24 MAR 1988	8	0.180	53.25	PB
7	NORUM Tara Marie	NOR	18 SEP 1991	2	0.137	54.89	

Heat 3 Start Time: 18:14

Rank	Name	Nat	Date of Birth	Lane	Reaction time	Result	
1	PYHYDA Nataliya	UKR	30 JAN 1981	7	0.194	51.95	Q SB
2	HOLUB Malgorzata	POL	30 OCT 1992	3	0.154	52.00	Q
3	ŠERKŠNIENE Agne	LTU	18 FEB 1988	4	0.176	52.42	Q
4	GUEI Floria	FRA	2 MAY 1990	1	0.197	52.42	q
5	PASTOR Adelina	ROU	5 MAY 1993	2	0.211	53.30	
6	MUSTOLA Katri	FIN	19 SEP 1992	8	0.178	53.41	
7	SHAROYAN Amaliya	ARM	19 JUN 1988	6	0.163	56.49	
8	RISTESKA Hristina	MKD	21 DEC 1991	5	0.193	57.47	PB

Heat 4 Start Time: 18:21

Rank	Name	Nat	Date of Birth	Lane	Reaction time	Result	
1	ZEMLYAK OIha	UKR	16 JAN 1990	5	0.174	51.16	Q
2	BOKESA Aauri Lorena	ESP	14 DEC 1988	6	0.173	51.86	Q
3	CREMER Esther	GER	29 MAR 1988	2	0.149	51.98	Q
4	SWIETY Justyna	POL	3 DEC 1992	8	0.182	52.43	q
5	MARKOVIC Tamara	SRB	16 OCT 1988	4	0.160	53.41	
6	SPACCA Maria Enrica	ITA	20 MAR 1986	3	0.186	53.41	
7	KLOSTER Line	NOR	27 FEB 1990	7	0.142	54.27	

Qualified: First 3 in each heat (Q) and 4 best performers (q) advance to the Semifinals

Results
400m Women
Round 1

12 AUG 2014


Weather conditions at the beginning of the 1st heat

Temperature: 21 °C Humidity: 50 % Conditions: Cloudy

Legend

PB Personal Best Q Qualified by place q qualified by time SB Season Best

INTERNET Service: www.european-athletics.org

Timing, Measurement & Data Service by  OMEGA

printed at TUE 12 AUG 2014 18:51

Page 2 of 2

Results
400m Women
Round 1

12 AUG 2014

EUROPEAN RECORD	47.60	KOCH Marita	GDR	Canberra (AUS)	6 OCT 1985
CHAMPIONSHIP RECORD	48.16	KOCH Marita	GDR	Athína (GRE)	8 SEP 1982


Rank	Name	Nat	Date of Birth	Heat	Lane	Position	Time	
1	ZEMLYAK Olha	UKR	16 JAN 1990	4	5	1	51.16	Q
2	OHURUOGU Christine	GBR	17 MAY 1984	2	6	1	51.40	Q SB
3	TERRERO Indira	ESP	29 NOV 1985	1	4	1	51.62	Q SB
4	RAZOR Bianca	ROU	8 AUG 1994	1	3	2	51.77	Q SB
5	GAYOT Marie	FRA	18 DEC 1989	1	6	3	51.80	Q SB
6	BOKESA Aauri Lorena	ESP	14 DEC 1988	4	6	2	51.86	Q
7	GRENOT Libania	ITA	12 JUL 1983	2	7	2	51.90	Q
8	PYHYDA Nataliya	UKR	30 JAN 1981	3	7	1	51.95	Q SB
9	CREMER Esther	GER	29 MAR 1988	4	2	3	51.98	Q
10	HOLUB Malgorzata	POL	30 OCT 1992	3	3	2	52.00	Q
11	VECHKUROVA Tatyana	RUS	23 SEP 1981	1	8	4	52.06	q
12	BAZZONI Chiara	ITA	5 JUL 1984	1	5	5	52.19	q SB
13	ŠERKŠNIENE Agne	LTU	18 FEB 1988	3	4	3	52.42	Q
14	GUEI Floria	FRA	2 MAY 1990	3	1	4	52.42	q
15	SWIETY Justyna	POL	3 DEC 1992	4	8	4	52.43	q
16	ZADORINA Kseniya	RUS	2 MAR 1987	2	3	3	52.57	Q
17	WYCISZKIEWICZ Patrycja	POL	8 JAN 1994	2	4	4	52.73	
18	AZEVEDO Cátia	POR	9 MAR 1994	2	5	5	52.87	
19	PUTALOVÁ Iveta	SVK	24 MAR 1988	2	8	6	53.25	PB
20	PASTOR Adelina	ROU	5 MAY 1993	3	2	5	53.30	
21	LATIŠEVA-CUDARE Gunta	LAT	9 MAR 1995	1	7	6	53.37	SB
22	MARKOVIC Tamara	SRB	16 OCT 1988	4	4	5	53.41	
22	MUSTOLA Katri	FIN	19 SEP 1992	3	8	6	53.41	
22	SPACCA Maria Enrica	ITA	20 MAR 1986	4	3	6	53.41	
25	KLOSTER Line	NOR	27 FEB 1990	4	7	7	54.27	
26	NORUM Tara Marie	NOR	18 SEP 1991	2	2	7	54.89	
27	MORAUSKAITE Modesta	LTU	2 OCT 1995	1	2	7	55.87	
28	SHAROYAN Amaliya	ARM	19 JUN 1988	3	6	7	56.49	
29	RISTESKA Hristina	MKD	21 DEC 1991	3	5	8	57.47	PB

Qualified: First 3 in each heat (Q) and 4 best performers (q) advance to the Semifinals

Note:
These athletes are sorted on performance.

Legend
PB Personal Best Q Qualified by place q qualified by time SB Season Best

INTERNET Service: www.european-athletics.org

Timing, Measurement & Data Service by  OMEGA

printed at TUE 12 AUG 2014 18:49

Page 1 of 1

Results
800m Men
Round 1

12 AUG 2014

EUROPEAN RECORD	1:41.11	KIPKETER Wilson	DEN	Köln (GER)	24 AUG 1997
CHAMPIONSHIP RECORD	1:43.84	BEYER Olaf	GDR	Praha (CZE)	31 AUG 1978

Heat 1 Start Time: 19:05

Rank	Name	Nat	Date of Birth	Lane	Result	
1	LEWANDOWSKI Marcin	POL	13 JUN 1987	6	1:47.83 Q	
2	LÓPEZ Kevin	ESP	12 JUN 1990	3	1:47.93 Q	
3	SELMOUNI Sofiane	FRA	22 SEP 1989	4	1:48.46 Q	
4	FRØSKELAND Roald Hagbart	NOR	28 MAR 1994	5	1:48.62	
5	RAPATZ Andreas	AUT	5 SEP 1986	8	1:48.65	
6	KUPERS Thijmen	NED	4 OCT 1991	1	1:49.69	
7	JURKEVICS Dmitrijs	LAT	7 JAN 1987	8	1:50.12	
8	GUNNARSSON Rickard	SWE	19 SEP 1991	7	1:50.58	
9	VAN DEN BROECK Jan	BEL	11 MAR 1989	2	1:52.09	
Intermediate times:		400m	53.06	LÓPEZ Kevin (ESP)		
		600m	1:20.76	LEWANDOWSKI Marcin (POL)		

Heat 2 Start Time: 19:13

Rank	Name	Nat	Date of Birth	Lane	Result	
1	ENGLISH Mark	IRL	18 MAR 1993	1	1:47.38 Q	
2	KUCIAPSKI Artur	POL	26 DEC 1993	3	1:47.45 Q	
3	RENAUDIE Paul	FRA	2 APR 1990	6	1:47.88 Q	
4	KAZI Tamás	HUN	16 MAY 1985	4	1:48.05 q	
5	OSAGIE Andrew	GBR	19 FEB 1988	7	1:48.31	
6	FRANZMAIR Nikolaus	AUT	18 FEB 1995	8	1:49.18	
7	MARTINS Sandy	POR	1 JAN 1993	5	1:49.51	
8	GRETHEN Charel	LUX	2 JUN 1992	2	1:50.36	
Intermediate times:		400m	53.07	OSAGIE Andrew (GBR)		
		600m	1:20.31	OSAGIE Andrew (GBR)		

Heat 3 Start Time: 19:21

Rank	Name	Nat	Date of Birth	Lane	Result	
1	KSZCZOT Adam	POL	2 SEP 1989	4	1:47.92 Q	
2	TUKA Amel	BIH	9 JAN 1991	1	1:48.07 Q	
3	ALMGREN Andreas	SWE	12 JUN 1995	7	1:48.22 Q	
4	BENEDETTI Giordano	ITA	22 MAY 1989	2	1:48.29 q	
5	ROTH Thomas	NOR	11 FEB 1991	8	1:48.86	
6	SANTACRUZ Hugo	SUI	6 MAY 1988	5	1:49.16	
7	MURRAY Declan	IRL	4 JUN 1991	6	1:50.01	
8	FIEGEN David	LUX	3 SEP 1984	3	1:51.00	
Intermediate times:		400m	53.39	FIEGEN David (LUX)		
		600m	1:21.93	KSZCZOT Adam (POL)		

Results
800m Men
Round 1

12 AUG 2014

Heat 4 Start Time: 19:29

Rank	Name	Nat	Date of Birth	Lane	Result	
1	BUBE Andreas	DEN	13 JUL 1987	5	1:47.50	Q
2	BOSSE Pierre-Ambroise	FRA	11 MAY 1992	2	1:47.54	Q
3	REPCIK Jozef	SVK	3 AUG 1986	7	1:47.90	Q
4	KRÜGER Dennis	GER	24 APR 1993	4	1:48.06	q
5	ROGESTEDT Johan	SWE	27 JAN 1993	1	1:48.19	q
6	RIMMER Michael	GBR	3 FEB 1986	3	1:48.51	
7	ROTH Andreas	NOR	29 APR 1993	6	1:48.61	
8	RUDOLF Žan	SLO	9 MAY 1993	8	1:48.75	
9	MARCO Luis Alberto	ESP	20 AUG 1986	8	1:50.07	
Intermediate times:		400m	52.87	ROGESTEDT Johan (SWE)		
		600m	1:20.29	ROGESTEDT Johan (SWE)		

Qualified: First 3 in each heat (Q) and 4 best performers (q) advance to the Semifinals


Weather conditions at the beginning of the 1st heat

Temperature: 20 °C Humidity: 53 % Conditions: Cloudy

Legend

Q Qualified by place q qualified by time

INTERNET Service: www.european-athletics.org

Timing, Measurement & Data Service by  OMEGA

printed at TUE 12 AUG 2014 19:58

Page 2 of 2

Results
800m Men
Round 1

12 AUG 2014

EUROPEAN RECORD	1:41.11	KIPKETER Wilson	DEN	Köln (GER)	24 AUG 1997
CHAMPIONSHIP RECORD	1:43.84	BEYER Olaf	GDR	Praha (CZE)	31 AUG 1978


Rank	Name	Nat	Date of Birth	Heat	Lane	Position	Time
1	ENGLISH Mark	IRL	18 MAR 1993	2	1	1	1:47.38 Q
2	KUCIAPSKI Artur	POL	26 DEC 1993	2	3	2	1:47.45 Q
3	BUBE Andreas	DEN	13 JUL 1987	4	5	1	1:47.50 Q
4	BOSSÉ Pierre-Ambroise	FRA	11 MAY 1992	4	2	2	1:47.54 Q
5	LEWANDOWSKI Marcin	POL	13 JUN 1987	1	6	1	1:47.83 Q
6	RENAUDIE Paul	FRA	2 APR 1990	2	6	3	1:47.88 Q
7	REPCÍK Jozef	SVK	3 AUG 1986	4	7	3	1:47.90 Q
8	KSZCZOT Adam	POL	2 SEP 1989	3	4	1	1:47.92 Q
9	LÓPEZ Kevin	ESP	12 JUN 1990	1	3	2	1:47.93 Q
10	KAZI Tamás	HUN	16 MAY 1985	2	4	4	1:48.05 q
11	KRÜGER Dennis	GER	24 APR 1993	4	4	4	1:48.06 q
12	TUKA Amel	BIH	9 JAN 1991	3	1	2	1:48.07 Q
13	ROGESTEDT Johan	SWE	27 JAN 1993	4	1	5	1:48.19 q
14	ALMGREN Andreas	SWE	12 JUN 1995	3	7	3	1:48.22 Q
15	BENEDETTI Giordano	ITA	22 MAY 1989	3	2	4	1:48.29 q
16	OSAGIE Andrew	GBR	19 FEB 1988	2	7	5	1:48.31
17	SELMOUNI Sofiane	FRA	22 SEP 1989	1	4	3	1:48.46 Q
18	RIMMER Michael	GBR	3 FEB 1986	4	3	6	1:48.51
19	ROTH Andreas	NOR	29 APR 1993	4	6	7	1:48.61
20	FRØSKELAND Roald Hagbart	NOR	28 MAR 1994	1	5	4	1:48.62
21	RAPATZ Andreas	AUT	5 SEP 1986	1	8	5	1:48.65
22	RUDOLF Žan	SLO	9 MAY 1993	4	8	8	1:48.75
23	ROTH Thomas	NOR	11 FEB 1991	3	8	5	1:48.86
24	SANTACRUZ Hugo	SUI	6 MAY 1988	3	5	6	1:49.16
25	FRANZMAIR Nikolaus	AUT	18 FEB 1995	2	8	6	1:49.18
26	MARTINS Sandy	POR	1 JAN 1993	2	5	7	1:49.51
27	KUPERS Thijmen	NED	4 OCT 1991	1	1	6	1:49.69
28	MURRAY Declan	IRL	4 JUN 1991	3	6	7	1:50.01
29	MARCO Luis Alberto	ESP	20 AUG 1986	4	8	9	1:50.07
30	JURKEVICs Dmitrijs	LAT	7 JAN 1987	1	8	7	1:50.12
31	GRETHEN Charel	LUX	2 JUN 1992	2	2	8	1:50.36
32	GUNNARSSON Rickard	SWE	19 SEP 1991	1	7	8	1:50.58
33	FIGEN David	LUX	3 SEP 1984	3	3	8	1:51.00
34	VAN DEN BROECK Jan	BEL	11 MAR 1989	1	2	9	1:52.09

Qualified: First 3 in each heat (Q) and 4 best performers (q) advance to the Semifinals

Note:
These athletes are sorted on performance.

Legend
Q Qualified by place q qualified by time

INTERNET Service: www.european-athletics.org

Timing, Measurement & Data Service by  OMEGA

printed at TUE 12 AUG 2014 19:57

Page 1 of 1

Results
Long Jump Women
Qualification


EUROPEAN RECORD	7.52m	CISTJAKOVÁ Galina	URS	Leningrad (RUS)	11 JUN 1988
CHAMPIONSHIP RECORD	7.30m	DRECHSLER Heike	GDR	Split (CRO)	28 AUG 1990

Group A		Start Time: 20:07				1	2	3	Result	Wind
Rank	Name	Nat	Date of Birth	SB						
1	MIHAMBO Malaika	GER	3 FEB 1994	6.90	6.36 +0.3	6.29 -0.5	6.70 -0.2	6.70 -0.2	Q	
2	ŠPANOVIĆ Ivana	SRB	10 MAY 1990	6.88	6.66 +0.2			6.66 +0.2	Q	
3	ROTARU Alina	ROU	5 JUN 1993	6.74	6.54 +0.5	6.49 +0.4	6.65 -0.2	6.65 -0.2	Q	
4	BAUSCHKE Melanie	GER	14 JUL 1988	6.72	6.53 0.0	6.47 -0.5	6.56 +0.1	6.56 +0.1	q	
5	KLYASHTORNAYA Anna	RUS	3 FEB 1986	6.93	6.53 +0.2	6.41 -0.4	x -0.6	6.53 +0.2	q	
6	JARDER Erica	SWE	2 APR 1986	6.67	6.46 +0.4	6.52 +0.5	-	6.52 +0.5	q	
7	PUSTERLA Irène	SUI	21 JUN 1988	6.60	x -1.1	6.39 0.0	x -1.4	6.39 0.0		
8	SIGURDARDÓTTIR Hafdis	ISL	12 FEB 1987	6.41	5.84 -0.3	5.89 -0.2	6.27 0.0	6.27 0.0		
9	VELDÁKOVÁ Jana	SVK	3 JUN 1981	6.50	6.24 -1.1	6.21 -0.2	x -1.4	6.24 -1.1		
10	ZUBKOVSKA Oksana	UKR	15 JUL 1981	6.61	6.19 +0.4	x -0.2	6.22 -0.6	6.22 -0.6		
11	ITOYA Juliet	ESP	17 AUG 1986	6.64	6.20 -0.6	6.12 0.0	x -0.5	6.20 -0.6		
12	SCHMELCZ Fanni	HUN	19 APR 1992	6.56	5.80 -0.9	x -0.1	5.90 -0.9	5.90 -0.9		
13	GOGOLADZE Maiko	GEO	9 SEP 1991	6.56	x +0.8	5.50 +0.6	5.73 +0.2	5.73 +0.2		
	GRIVA Mara	LAT	4 AUG 1989	6.30	x -0.5	r		NM		

Weather conditions			
Temperature:	20 °C	Humidity:	53 %
Conditions:	Cloudy		

Group B		Start Time: 20:07				1	2	3	Result	Wind
Rank	Name	Nat	Date of Birth	SB						
1	LESUEUR Éloyse	FRA	15 JUL 1988	6.92	x -0.1	6.72 -0.6		6.72 -0.6	Q	
2	KLISHINA Darya	RUS	15 JAN 1991	6.90	6.66 -0.8			6.66 -0.8	Q	
3	GRABUSTE Aiga	LAT	24 MAR 1988	6.69	6.51 +0.7	6.46 -0.1	6.65 -0.8	6.65 -0.8	Q	
4	SUDAREVA Volha	BLR	22 FEB 1984	6.67	6.53 -0.2	6.36 -0.8	6.23 +0.1	6.53 -0.2	q	

INTERNET Service: www.european-athletics.org

Timing, Measurement & Data Service by  OMEGA

printed at TUE 12 AUG 2014 20:59

Page 1 of 2

Results
Long Jump Women
Qualification

Rank	Name	Nat	Date of Birth	SB	1	2	3	Result	Wind
5	MOGUENARA Sosthene Taroum	GER	17 OCT 1989	6.82	6.36 +1.0	6.39 -0.8	6.50 0.0	6.50 0.0	q
6	DJORDJEVIC Nina	SLO	15 MAY 1988	6.58	6.11 0.0	6.44 +0.1	6.29 -1.2	6.44 +0.1	q
7	JOVER Maria Del Mar	ESP	21 APR 1988	6.78	6.36 -0.1	x -0.4	x -0.4	6.36 -0.1	
8	TVERDOHLIB Marharyta	UKR	2 JUN 1991	6.55	6.31 +0.2	6.13 -0.6	6.16 -0.9	6.31 +0.2	
9	DEIAC Cornelia	ROU	20 MAR 1988	6.60	5.98 -0.3	6.23 0.0	x -1.1	6.23 0.0	
10	VICENZINO Tania	ITA	1 APR 1986	6.65	6.17 -0.6	x +0.2	6.22 -0.6	6.22 -0.6	
11	CAMILLERI Rebecca	MLT	6 JUL 1985	6.41	6.10 -0.6	6.17 -0.6	6.08 +0.2	6.17 -0.6	
12	GRIVA Lauma	LAT	27 OCT 1984	6.53	6.14 +0.5	x +0.2	x -0.4	6.14 +0.5	
13	PANAGI Nektaria	CYP	20 MAR 1990	6.36	5.99 +0.2	5.98 +0.3	6.12 -0.8	6.12 -0.8	
14	KOLOKITHÁ Efthimía	GRE	9 JUL 1987	6.61	x -0.5	5.93 -0.3	6.00 -1.4	6.00 -1.4	

Weather conditions

Temperature: 20 °C Humidity: 53 % Conditions: Cloudy

Qualified: qualifying perf. 6.65 (Q) or 12 best performers (q) to the advance to the Final

Results Summary
Long Jump Women
Qualification

12 AUG 2014


EUROPEAN RECORD	7.52m	CISTJAKOVÁ Galina	URS	Leningrad (RUS)	11 JUN 1988
CHAMPIONSHIP RECORD	7.30m	DRECHSLER Heike	GDR	Split (CRO)	28 AUG 1990

Rank	Name	Nat	Date of Birth	Group	Position	Wind	Result
1	LESUEUR Éloyse	FRA	15 JUL 1988	B	1	-0.6	6.72 Q
2	MIHAMBO Malaika	GER	3 FEB 1994	A	1	-0.2	6.70 Q
3	KLISHINA Darya	RUS	15 JAN 1991	B	2	-0.8	6.66 Q
3	ŠPANOVIĆ Ivana	SRB	10 MAY 1990	A	2	+0.2	6.66 Q
5	ROTARU Alina	ROU	5 JUN 1993	A	3	-0.2	6.65 Q
6	GRABUSTE Aiga	LAT	24 MAR 1988	B	3	-0.8	6.65 Q
7	BAUSCHKE Melanie	GER	14 JUL 1988	A	4	+0.1	6.56 q
8	KLYASHTORNAYA Anna	RUS	3 FEB 1986	A	5	+0.2	6.53 q
9	SUDAREVA Volha	BLR	22 FEB 1984	B	4	-0.2	6.53 q
10	JARDER Erica	SWE	2 APR 1986	A	6	+0.5	6.52 q
11	MOGUENARA Sosthene Taroum	GER	17 OCT 1989	B	5	0.0	6.50 q
12	DJORDJEVIC Nina	SLO	15 MAY 1988	B	6	+0.1	6.44 q
13	PUSTERLA Irène	SUI	21 JUN 1988	A	7	0.0	6.39
14	JOVER María Del Mar	ESP	21 APR 1988	B	7	-0.1	6.36
15	TVERDOHLIB Marharyta	UKR	2 JUN 1991	B	8	+0.2	6.31
16	SIGURDARDÓTTIR Hafdís	ISL	12 FEB 1987	A	8	0.0	6.27
17	VELDÁKOVÁ Jana	SVK	3 JUN 1981	A	9	-1.1	6.24
18	DEIAC Cornelia	ROU	20 MAR 1988	B	9	0.0	6.23
19	ZUBKOVSKA Oksana	UKR	15 JUL 1981	A	10	-0.6	6.22
20	VICENZINO Tania	ITA	1 APR 1986	B	10	-0.6	6.22
21	ITOYA Juliet	ESP	17 AUG 1986	A	11	-0.6	6.20
22	CAMILLERI Rebecca	MLT	6 JUL 1985	B	11	-0.6	6.17
23	GRIVA Lauma	LAT	27 OCT 1984	B	12	+0.5	6.14
24	PANAGI Nektaria	CYP	20 MAR 1990	B	13	-0.8	6.12
25	KOLOKITHÁ Efthimía	GRE	9 JUL 1987	B	14	-1.4	6.00
26	SCHMELCZ Fanni	HUN	19 APR 1992	A	12	-0.9	5.90
27	GOGOLADZE Maiko	GEO	9 SEP 1991	A	13	+0.2	5.73
	GRIVA Mara	LAT	4 AUG 1989	A			NM

Qualified: qualifying perf. 6.65 (Q) or 12 best performers (q) to the advance to the Final

Legend		
NM No Mark	Q Qualified by right	q qualified by result

INTERNET Service: www.european-athletics.org

Timing, Measurement & Data Service by  OMEGA

printed at TUE 12 AUG 2014 20:58

Page 1 of 1

Results
10,000m Women

Start Time: 20:10

Final

12 AUG 2014

EUROPEAN RECORD	29:56.34	ABEYLEGESSE Elvan	TUR	Beijing (CHN)	15 AUG 2008
CHAMPIONSHIP RECORD	30:01.09	RADCLIFFE Paula	GBR	München (GER)	6 AUG 2002


Rank	Name	Nat	Date of Birth	Order	Result
1	PAVEY Jo	GBR	20 SEP 1973	11	32:22.39
2	CALVIN Clémence	FRA	17 MAY 1990	16	32:23.58
3	TRABY Laila	FRA	26 MAR 1979	3	32:26.03 PB
4	VASTENBURG Jip	NED	21 MAR 1994	10	32:27.37 NUR
5	MOREIRA Sara	POR	17 OCT 1985	18	32:30.12
6	MOCKENHAUPT Sabrina	GER	6 DEC 1980	25	32:30.49
7	MAZURONAK Volha	BLR	14 APR 1989	22	32:31.15 PB
8	BRITTON Fionnuala	IRL	24 SEP 1984	12	32:32.45 SB
9	PAPP Krisztina	HUN	17 DEC 1982	23	32:32.62 SB
10	NAGOVITSYNA Yelena	RUS	7 DEC 1982	24	32:33.64
11	PROKOPCUKA Jelena	LAT	21 SEP 1976	4	32:34.03 SB
12	FÉLIX Dulce	POR	23 OCT 1982	5	32:35.90
13	JARZYNSKA Karolina	POL	6 SEP 1981	15	32:40.98
14	POTTER Beth	GBR	27 DEC 1991	26	32:53.17
15	BELETE Almensch	BEL	26 JUL 1989	13	33:03.87
16	ROCHA Carla Salomé	POR	25 APR 1990	8	33:05.49
17	RODRÍGUEZ Lidia	ESP	26 MAY 1986	20	33:17.39
18	BARRACHINA Gema	ESP	10 APR 1986	9	33:24.65
19	BEREŠOVÁ Katarína	SVK	10 OCT 1987	1	33:28.60
20	GALIMOVA Valentina	RUS	11 MAY 1986	19	33:36.45
21	ERDÉLYI Zsófia	HUN	10 DEC 1987	14	33:41.72
22	KARAKATSÁNI Anastasia	GRE	10 JAN 1992	21	33:53.00 NUR
23	SEKANOVA Lucie	CZE	5 AUG 1989	2	33:57.29
24	FALCH Runa Skrove	NOR	23 JUN 1990	6	38:06.59
	DUARTE Sophie	FRA	31 JUL 1981	7	DNF
	CHECA Dolores	ESP	27 DEC 1982	17	DNS

Intermediate times:	1000m	3:23.14	SEKANOVA Lucie (CZE)
	2000m	6:39.47	GALIMOVA Valentina (RUS)
	3000m	9:55.06	GALIMOVA Valentina (RUS)
	4000m	13:11.10	JARZYNSKA Karolina (POL)
	5000m	16:26.72	JARZYNSKA Karolina (POL)
	6000m	19:42.04	VASTENBURG Jip (NED)
	7000m	23:00.18	PROKOPCUKA Jelena (LAT)
	8000m	26:16.12	CALVIN Clémence (FRA)
	9000m	29:27.39	CALVIN Clémence (FRA)

Weather conditions			
Temperature:	19 °C	Humidity:	62 %
Conditions:		Cloudy	

Legend			
DNF	Did not Finish	DNS	Did not Start
NUR	National U23 Record	PB	Personal Best
SB	Season Best		

INTERNET Service: www.european-athletics.org

Timing, Measurement & Data Service by  OMEGA

printed at TUE 12 AUG 2014 21:11

Page 1 of 1

Detailed Results
20 km Walk Men

Start Time: 9:20


Final

13 AUG 2014

EUROPEAN RECORD	1:17:16	KANAYKIN Vladimir	RUS	Saransk (RUS)	29 SEP 2007
CHAMPIONSHIP RECORD	1:18:37	FERNÁNDEZ Francisco Javier	ESP	München (GER)	6 AUG 2002

Rank	Bib	Name	Nat	Date of Birth	Result									Time Behind	
					2 km	4 km	6 km	8 km	10 km	12 km	14 km	16 km	18 km		
1	17	LÓPEZ Miguel Ángel	ESP	3 JUL 1988	1:19:44										
					8:19 (6)	16:31 (9)	24:36 (2)	32:41 (5)	40:43 (4)	48:36 (2)	56:27 (1)	1:04:24 (2)	1:12:16 (2)	7:28	
2	58	IVANOV Aleksandr	RUS	25 APR 1993	1:19:45									0:01	PB
					8:20 (7)	16:30 (1)	24:36 (4)	32:40 (2)	40:43 (8)	48:36 (1)	56:27 (2)	1:04:23 (1)	1:12:16 (1)	7:29	
3	61	STRELKOV Denis	RUS	26 OCT 1990	1:19:46									0:02	PB
					8:19 (5)	16:31 (6)	24:36 (1)	32:41 (6)	40:43 (7)	48:37 (4)	56:27 (4)	1:04:24 (4)	1:12:16 (4)	7:30	
4	72	DMYTRENKO Ruslan	UKR	22 MAR 1986	1:19:46									0:02 ~	
					8:19 (1)	16:31 (4)	24:36 (3)	32:41 (4)	40:43 (1)	48:36 (3)	56:27 (3)	1:04:24 (3)	1:12:16 (3)	7:30	
5	29	LINKE Christopher	GER	24 OCT 1988	1:21:00									1:16	SB
					8:20 (17)	16:31 (3)	24:37 (12)	32:42 (9)	40:43 (6)	48:37 (5)	56:31 (5)	1:04:36 (5)	1:12:45 (5)	8:15	
6	18	MARTIN Alvaro	ESP	18 JUN 1994	1:21:41									1:57 ~	
					8:20 (8)	16:31 (13)	24:36 (5)	32:41 (7)	40:43 (5)	48:38 (6)	56:49 (6)	1:05:00 (6)	1:13:28 (6)	8:13	
7	76	KOVENKO Andriy	UKR	25 NOV 1973	1:21:48									2:04	
					8:20 (22)	16:32 (17)	24:40 (18)	32:46 (17)	40:58 (16)	49:07 (14)	57:16 (11)	1:05:29 (9)	1:13:42 (8)	8:06	
8	40	RUBINO Giorgio	ITA	15 APR 1986	1:22:07									2:23 ~	
					8:19 (4)	16:31 (2)	24:36 (7)	32:40 (3)	40:43 (3)	48:43 (7)	56:55 (7)	1:05:14 (7)	1:13:39 (7)	8:28	
9	49	TYSSE Erik	NOR	4 DEC 1980	1:22:19									2:35	
					8:20 (16)	16:31 (8)	24:37 (9)	32:42 (11)	40:48 (12)	49:02 (11)	57:16 (10)	1:05:35 (10)	1:14:00 (10)	8:19	
10	14	AMEZCUA Luis Alberto	ESP	1 MAY 1992	1:22:26									2:42	
					8:20 (11)	16:32 (14)	24:37 (14)	32:42 (12)	40:44 (9)	48:51 (9)	57:03 (9)	1:05:22 (8)	1:13:47 (9)	8:39	
11	23	CAMPION Kevin	FRA	23 MAY 1988	1:23:04									3:20	
					8:20 (9)	16:31 (7)	24:36 (6)	32:40 (1)	40:43 (2)	48:44 (8)	57:03 (8)	1:05:37 (11)	1:14:18 (11)	8:46	
12	25	BOSWORTH Tom	GBR	17 JAN 1990	1:23:17									3:33	
					8:21 (27)	16:33 (20)	24:41 (21)	32:58 (19)	41:11 (17)	49:22 (15)	57:44 (15)	1:06:23 (15)	1:14:48 (13)	8:29	
13	10	SIMANOVICH Dzianis	BLR	20 APR 1987	1:23:35									3:51 ~	
					8:20 (14)	16:32 (15)	24:37 (15)	32:42 (13)	40:46 (11)	49:04 (12)	57:25 (12)	1:06:02 (12)	1:14:48 (12)	8:47	
14	75	KOVALENKO Nazar	UKR	9 FEB 1989	1:23:51									4:07	
					8:20 (12)	16:31 (5)	24:37 (8)	32:42 (8)	40:45 (10)	49:01 (10)	57:29 (13)	1:06:08 (13)	1:14:58 (14)	8:53	
15	30	POHLE Hagen	GER	5 MAR 1992	1:24:00									4:16	
					8:20 (13)	16:31 (11)	24:37 (10)	32:43 (15)	40:51 (13)	49:05 (13)	57:30 (14)	1:06:11 (14)	1:15:05 (15)	8:55	
16	51	FEDACZYNSKI Rafal	POL	3 DEC 1980	1:24:28									4:44 >	
					8:19 (3)	16:32 (16)	24:40 (19)	33:02 (21)	41:35 (22)	50:18 (21)	58:52 (21)	1:07:22 (19)	1:15:57 (16)	8:31	

INTERNET Service: www.european-athletics.org

Timing, Measurement & Data Service by  OMEGA

printed at WED 13 AUG 2014 11:24

Page 1 of 3

Detailed Results
20 km Walk Men


Final

Start Time: 9:20

13 AUG 2014

Rank	Bib	Name	Nat	Date of Birth	Result									Time Behind	
					2 km	4 km	6 km	8 km	10 km	12 km	14 km	16 km	18 km		
17	70	KARLSTRÖM Perseus	SWE	2 MAY 1990	1:24:41									4:57	
					8:22 (28)	16:33 (22)	24:41 (20)	32:58 (20)	41:15 (18)	49:44 (16)	58:32 (17)	1:07:19 (18)	1:16:00 (17)	8:41	
18	45	ŠAVELSKIS Marius	LTU	30 JUL 1994	1:24:54									5:10 ~ PB	
					8:21 (25)	16:40 (25)	25:00 (23)	33:16 (22)	41:31 (21)	49:55 (19)	58:34 (18)	1:07:19 (17)	1:16:10 (18)	8:44	
19	38	GIUPPONI Matteo	ITA	8 OCT 1988	1:25:04									5:20	
					8:20 (18)	16:31 (12)	24:37 (11)	32:46 (16)	41:15 (19)	49:55 (20)	58:38 (20)	1:07:25 (20)	1:16:11 (19)	8:53	
20	63	KUCMÍN Antón	SVK	7 JUN 1984	1:25:07									5:23	
					8:20 (21)	16:32 (18)	24:37 (16)	32:48 (18)	41:16 (20)	49:53 (17)	58:37 (19)	1:07:28 (21)	1:16:19 (21)	8:48	
21	22	BOYEZ Antonin	FRA	9 NOV 1984	1:25:31									5:47 >>	
					8:20 (10)	16:31 (10)	24:37 (13)	32:42 (10)	40:57 (15)	49:53 (18)	58:24 (16)	1:07:13 (16)	1:16:16 (20)	9:15	
22	47	ŽIUKAS Marius	LTU	29 JUN 1985	1:25:43									5:59 >	
					8:22 (29)	16:41 (27)	25:03 (25)	33:26 (23)	41:55 (23)	50:31 (22)	59:12 (22)	1:07:59 (22)	1:16:52 (22)	8:51	
23	42	RUMBENIEKS Arnis	LAT	4 APR 1988	1:27:07									7:23 >	
					8:21 (26)	16:47 (29)	25:26 (28)	34:01 (29)	42:38 (27)	51:22 (24)	1:00:19 (24)	1:09:16 (24)	1:18:10 (24)	8:57	
24	43	KOZLOVSKIJ Genadij	LTU	7 JAN 1991	1:27:45									8:01	
					8:25 (31)	16:57 (30)	25:28 (29)	33:59 (27)	42:30 (26)	51:03 (23)	59:44 (23)	1:08:37 (23)	1:18:10 (23)	9:35	
25	32	HELEBRANDT Máté	HUN	12 JAN 1989	1:27:54									8:10 ~	
					8:20 (15)	16:33 (21)	25:00 (24)	33:36 (25)	42:27 (25)	51:23 (25)	1:00:24 (25)	1:09:36 (26)	1:18:50 (25)	9:04	
26	41	STANO Massimo	ITA	27 FEB 1992	1:29:14									9:30	
					8:19 (2)	16:32 (19)	24:53 (22)	33:28 (24)	42:22 (24)	51:35 (26)	1:00:34 (26)	1:09:34 (25)	1:19:20 (26)	9:54	
27	28	GLOGER Nils	GER	6 AUG 1990	1:29:44									10:00	
					8:20 (19)	16:39 (24)	25:15 (27)	33:59 (26)	42:51 (28)	51:52 (27)	1:01:00 (27)	1:10:22 (27)	1:19:57 (27)	9:47	
28	65	SPEVÁK Patrik	SVK	30 JUL 1994	1:31:30									11:46	
					8:40 (32)	17:18 (32)	25:56 (30)	34:52 (30)	43:57 (30)	53:07 (29)	1:02:22 (28)	1:11:55 (28)	1:21:37 (28)	9:53	
68		GUSTAFSSON Andreas	SWE	10 AUG 1981	DNF										
					8:21 (24)	16:41 (28)									
31		PAPAMIHÁIL Aléxandros	GRE	18 SEP 1988	DNF										
33		RÁCZ Sándor	HUN	14 SEP 1986	DNF										
					8:20 (20)	16:41 (26)	25:15 (26)	33:59 (28)	42:51 (29)	51:58 (28)					
55		VIEIRA João	POR	20 FEB 1976	DNF										
					8:24 (30)	17:12 (31)									
56		VIEIRA Sérgio	POR	20 FEB 1976	DNF										
					8:21 (23)	16:33 (23)	24:38 (17)	32:43 (14)	40:52 (14)						

INTERNET Service: www.european-athletics.org

Timing, Measurement & Data Service by  OMEGA

printed at WED 13 AUG 2014 11:24

Page 2 of 3

Detailed Results
20 km Walk Men

Start Time: 9:20

Final

13 AUG 2014


Rank	Bib	Name	Nat	Date of Birth	Result					Time Behind							
						2 km	4 km	6 km	8 km	10 km	12 km	14 km	16 km	18 km			
48		HAUKENES Håvard	NOR	22 APR 1990											DQ	>>>	
					8:49 (33)	17:38 (33) 8:49	26:30 (31) 8:52	35:35 (31) 9:05									R 230.6a

Weather conditions	Temperature	Humidity	Conditions
Start of race:	14°C	95%	Rain
End of race:	14°C	95%	Rain

Note:
IAAF Rule 230.6a - repeated failure to comply with the definition of Race Walking

Legend			
>	Bent knee	DNF	Did not Finish
SB	Season Best	W	Warning
		DQ	Disqualified
		~	Loss of contact
		PB	Personal Best

INTERNET Service: www.european-athletics.org

Timing, Measurement & Data Service by  OMEGA

printed at WED 13 AUG 2014 11:24

Page 3 of 3

Results
High Jump Men
Qualification

EUROPEAN RECORD	2.42m	SJÖBERG Patrik	SWE	Stockholm (SWE)	30 JUN 1987
EUROPEAN RECORD	2.42m	THRÄNHARDT Carlo	FRG	Berlin (GER)	26 FEB 1988
EUROPEAN RECORD	2.42m	UKHOV Ivan	RUS	Praha (CZE)	25 FEB 2014
EUROPEAN RECORD	2.42m	BONDARENKO Bogdan	UKR	New York NY (USA)	14 JUN 2014
CHAMPIONSHIP RECORD	2.36m	SILNOV Andrey	RUS	Göteborg (SWE)	9 AUG 2006


Group A Start Time: 10:07

Rank	Name	Nat	Date of Birth	SB	2.10	2.15	2.19	2.23	Result
1	BONDARENKO Bogdan	UKR	30 AUG 1989	2.42	-	-	-	o	2.23 q
1	DONISAN Mihai	ROU	24 JUL 1988	2.28	o	o	o	o	2.23 q
3	TSYPLAKOV Daniyil	RUS	29 JUL 1992	2.33	o	o	o	xo	2.23 q
4	BAKER Chris	GBR	2 FEB 1991	2.27	o	o	o	xxo	2.23 q
4	IVANOV Tihomir	BUL	11 JUL 1994	2.28	o	o	o	xxo	2.23 q
6	CHURYL Andrei	BLR	19 MAY 1993	2.30	o	o	xo	xxo	2.23 q
7	STANYS Raivydas	LTU	3 FEB 1987	2.26	o	o	o	xxx	2.19 q
7	TAMBERI Gianmarco	ITA	1 JUN 1992	2.25	o	o	o	xxx	2.19 q
9	BUBENÍK Matúš	SVK	14 NOV 1989	2.27	o	o	xxo	xxx	2.19
10	HANANY Mickaël	FRA	25 MAR 1983	2.34	-	xo	xxo	xxx	2.19
11	MÁSTORAS Adónios	GRE	6 JAN 1991	2.30	-	xo	xxx		2.15

Group B Start Time: 10:07

Rank	Name	Nat	Date of Birth	SB	2.10	2.15	2.19	2.23	Result
1	BÁBA Jaroslav	CZE	2 SEP 1984	2.31	-	o	o	o	2.23 q
1	THEINER Wojciech	POL	25 JUN 1986	2.32	o	o	o	o	2.23 q
1	UKHOV Ivan	RUS	29 MAR 1986	2.41	-	o	o	o	2.23 q
4	FASSINOTTI Marco	ITA	29 APR 1989	2.30	o	o	o	xo	2.23 q
4	PROTSENKO Andriy	UKR	20 MAY 1988	2.40	-	o	o	xo	2.23 q
6	KRYMARENKO Yuriy	UKR	11 AUG 1983	2.28	o	o	o	xxx	2.19 q
7	VIITA Jussi	FIN	26 SEP 1985	2.26	o	xo	o	xxx	2.19
8	ROSSI Eugenio	SMR	6 MAR 1992	2.24	xo	o	xo	xxx	2.19
9	BEER Lukáš	SVK	23 AUG 1989	2.26	o	xxo	xo	xxx	2.19

INTERNET Service: www.european-athletics.org

Timing, Measurement & Data Service by  OMEGA

printed at WED 13 AUG 2014 11:23

Page 1 of 2

Results
High Jump Men
Qualification

Rank	Name	Nat	Date of Birth	SB	2.10	2.15	2.19	2.23	Result
10	BANIÓTIS Konstadinos	GRE	6 NOV 1986	2.28	o	o	xxx		2.15
11	NINOV Viktor	BUL	19 JUN 1988	2.26	o	xxo	xxx		2.15
12	DMITRIK Aleksey	RUS	12 APR 1984	2.30	o	xxx			2.10

Qualified: qualifying perf. 2.28 (Q) or 12 best performers (q) to the advance to the Final

Results Summary
High Jump Men
Qualification

13 AUG 2014


EUROPEAN RECORD	2.42m	SJÖBERG Patrik	SWE	Stockholm (SWE)	30 JUN 1987
EUROPEAN RECORD	2.42m	THRÄNHARDT Carlo	FRG	Berlin (GER)	26 FEB 1988
EUROPEAN RECORD	2.42m	UKHOV Ivan	RUS	Praha (CZE)	25 FEB 2014
EUROPEAN RECORD	2.42m	BONDARENKO Bogdan	UKR	New York NY (USA)	14 JUN 2014
CHAMPIONSHIP RECORD	2.36m	SILNOV Andrey	RUS	Göteborg (SWE)	9 AUG 2006

Rank	Name	Nat	Date of Birth	Group	Position	Result
1	BÁBA Jaroslav	CZE	2 SEP 1984	B	=1	2.23 q
1	BONDARENKO Bogdan	UKR	30 AUG 1989	A	=1	2.23 q
1	DONISAN Mihai	ROU	24 JUL 1988	A	=1	2.23 q
1	THEINER Wojciech	POL	25 JUN 1986	B	=1	2.23 q
1	UKHOV Ivan	RUS	29 MAR 1986	B	=1	2.23 q
6	FASSINOTTI Marco	ITA	29 APR 1989	B	=4	2.23 q
6	PROTSENKO Andriy	UKR	20 MAY 1988	B	=4	2.23 q
6	TSYPLAKOV Daniyil	RUS	29 JUL 1992	A	3	2.23 q
9	BAKER Chris	GBR	2 FEB 1991	A	=4	2.23 q
9	IVANOV Tihomir	BUL	11 JUL 1994	A	=4	2.23 q
11	CHURYLA Andrei	BLR	19 MAY 1993	A	6	2.23 q
12	KRYMARENKO Yuriy	UKR	11 AUG 1983	B	6	2.19 q
12	STANYS Raivydas	LTU	3 FEB 1987	A	=7	2.19 q
12	TAMBERI Gianmarco	ITA	1 JUN 1992	A	=7	2.19 q
15	VIITA Jussi	FIN	26 SEP 1985	B	7	2.19
16	ROSSI Eugenio	SMR	6 MAR 1992	B	8	2.19
17	BEER Lukáš	SVK	23 AUG 1989	B	9	2.19
18	BUBENÍK Matúš	SVK	14 NOV 1989	A	9	2.19
19	HANANY Mickaël	FRA	25 MAR 1983	A	10	2.19
20	BANIÓTIS Konstadínos	GRE	6 NOV 1986	B	10	2.15
21	MÁSTORAS Adónios	GRE	6 JAN 1991	A	11	2.15
22	NINOV Viktor	BUL	19 JUN 1988	B	11	2.15
23	DMITRIK Aleksey	RUS	12 APR 1984	B	12	2.10

Qualified: qualifying perf. 2.28 (Q) or 12 best performers (q) to the advance to the Final

Legend
q qualified by result

INTERNET Service: www.european-athletics.org

Timing, Measurement & Data Service by  OMEGA

printed at WED 13 AUG 2014 11:22

Page 1 of 1

Results
400m Hurdles Women
Round 1

REVISED 1
13 AUG 12:02

13 AUG 2014

EUROPEAN RECORD	52.34	PECHONKINA Yuliya	RUS	Tula (RUS)	8 AUG 2003
CHAMPIONSHIP RECORD	52.92	ANTYUKH Natalya	RUS	Barcelona (ESP)	30 JUL 2010

Heat 1 Start Time: 10:55

Rank	Name	Nat	Date of Birth	Lane	Reaction time	Result	
1	CHILD Eilidh	GBR	20 FEB 1987	4	0.180	55.32	Q
2	DAUWENS Axelle	BEL	1 DEC 1990	6	0.164	56.15	Q
3	RUDAKOVA Vera	RUS	20 MAR 1992	8	0.253	56.35	Q
4	ARRIETA Valentine	SUI	29 APR 1990	2	0.187	57.02	q
5	SOTOMAYOR Laura	ESP	22 APR 1986	5	0.174	57.54	
6	MOROSANU Angela	ROU	26 JUL 1986	7	0.179	58.11	
7	SVORTEVIK Vilde Jakobsen	NOR	18 MAY 1994	3	0.146	58.26	SB

Heat 2 Start Time: 11:05

Rank	Name	Nat	Date of Birth	Lane	Reaction time	Result	
1	BARBOSA Vera	POR	13 JAN 1989	2	0.190	55.85	Q
2	FONTANIVE Petra	SUI	10 OCT 1988	3	0.164	56.85	Q
3	MCPAHON Christine	IRL	6 JUL 1992	5	0.207	57.16	Q
4	VELVERE Liga	LAT	10 FEB 1990	7	0.150	57.43	q
	PETERSEN Sara	DEN	9 APR 1987	4	F ¹	DQ	R 162.7
	RYZHYKOVA Hanna	UKR	24 NOV 1989	6	0.178	DQ	R 168.7a

Heat 3 Start Time: 11:15

Rank	Name	Nat	Date of Birth	Lane	Reaction time	Result	
1	ROSOLOVÁ Denisa	CZE	21 AUG 1986	6	0.180	56.13	Q
2	LINKIEWICZ Joanna	POL	2 MAY 1990	2	0.173	57.12	Q
3	DAVYDOVA Irina	RUS	27 MAY 1988	4	0.233	57.51	Q
3	STAIŠIUNAITE Egle	LTU	30 SEP 1988	8	0.162	57.51	Q
5	KOLESNYCHENKO Olena	UKR	3 JUN 1993	7	0.170	58.04	
6	CLAES Hanne	BEL	4 AUG 1991	3	0.155	1:00.20	
7	MÄGI Maris	EST	11 AUG 1987	5	0.190	1:03.04	

Heat 4 Start Time: 11:25

Rank	Name	Nat	Date of Birth	Lane	Reaction time	Result	
1	TITIMETS Anna	UKR	5 MAR 1989	3	0.204	55.77	Q
2	KLOPSCH Christiane	GER	21 AUG 1990	7	0.189	56.23	Q
3	PEDROSO Yadisleidy	ITA	28 JAN 1987	5	0.211	56.75	Q
4	TROEST Stina	DEN	17 JAN 1994	6	0.161	56.95	q
5	SLANÍCKOVÁ Lucie	SVK	8 NOV 1988	4	0.179	57.56	
6	SCHÜRMAN Robine	SUI	31 JAN 1989	2	0.182	58.16	

Qualified: First 3 in each heat (Q) and 4 best performers (q) advance to the Semifinals



Results
400m Hurdles Women
 Round 1

REVISED 1

13 AUG 12:02

13 AUG 2014

Weather conditions at the beginning of the 1st heat

Temperature: 14 °C Humidity: 90 % Conditions: Rain

Note:


IAAF Rule 162.7 - false start
 IAAF Rule 168.7a - trailing leg

Legend

DQ Disqualified **Fn** False start **Q** Qualified by place **q** qualified by time
SB Season Best

DQ rule corrected.

INTERNET Service: www.european-athletics.org

Timing, Measurement & Data Service by  **OMEGA**

printed at WED 13 AUG 2014 12:02

Page 2 of 2



Results
400m Hurdles Women
Round 1

REVISED 1
13 AUG 12:01

13 AUG 2014

EUROPEAN RECORD	52.34	PECHONKINA Yuliya	RUS	Tula (RUS)	8 AUG 2003
CHAMPIONSHIP RECORD	52.92	ANTYUKH Natalya	RUS	Barcelona (ESP)	30 JUL 2010

Rank	Name	Nat	Date of Birth	Heat	Lane	Position	Time	
1	CHILD Eilidh	GBR	20 FEB 1987	1	4	1	55.32	Q
2	TITIMETS Anna	UKR	5 MAR 1989	4	3	1	55.77	Q
3	BARBOSA Vera	POR	13 JAN 1989	2	2	1	55.85	Q
4	ROSOLOVÁ Denisa	CZE	21 AUG 1986	3	6	1	56.13	Q
5	DAUWENS Axelle	BEL	1 DEC 1990	1	6	2	56.15	Q
6	KLOPSCH Christiane	GER	21 AUG 1990	4	7	2	56.23	Q
7	RUDAKOVA Vera	RUS	20 MAR 1992	1	8	3	56.35	Q
8	PEDROSO Yadisleidy	ITA	28 JAN 1987	4	5	3	56.75	Q
9	FONTANIVE Petra	SUI	10 OCT 1988	2	3	2	56.85	Q
10	TROEST Stina	DEN	17 JAN 1994	4	6	4	56.95	q
11	ARRIETA Valentine	SUI	29 APR 1990	1	2	4	57.02	q
12	LINKIEWICZ Joanna	POL	2 MAY 1990	3	2	2	57.12	Q
13	MCPMAHON Christine	IRL	6 JUL 1992	2	5	3	57.16	Q
14	VELVERE Liga	LAT	10 FEB 1990	2	7	4	57.43	q
15	DAVYDOVA Irina	RUS	27 MAY 1988	3	4	=3	57.51	Q
15	STAIŠIUNAITE Egle	LTU	30 SEP 1988	3	8	=3	57.51	Q
17	SOTOMAYOR Laura	ESP	22 APR 1986	1	5	5	57.54	
18	SLANÍCKOVÁ Lucie	SVK	8 NOV 1988	4	4	5	57.56	
19	KOLESNYCHENKO Olena	UKR	3 JUN 1993	3	7	5	58.04	
20	MOROSANU Angela	ROU	26 JUL 1986	1	7	6	58.11	
21	SCHÜRMAN Robine	SUI	31 JAN 1989	4	2	6	58.16	
22	SVORTEVIK Vilde Jakobsen	NOR	18 MAY 1994	1	3	7	58.26	SB
23	CLAES Hanne	BEL	4 AUG 1991	3	3	6	1:00.20	
24	MÄGI Maris	EST	11 AUG 1987	3	5	7	1:03.04	
	PETERSEN Sara	DEN	9 APR 1987	2	4		DQ	R 162.7
	RYZHYKOVA Hanna	UKR	24 NOV 1989	2	6		DQ	R 168.7a


Qualified: First 3 in each heat (Q) and 4 best performers (q) advance to the Semifinals

Note:
IAAF Rule 162.7 - false start
IAAF Rule 168.7a - trailing leg
These athletes are sorted on performance.

Legend
DQ Disqualified Q Qualified by place q qualified by time SB Season Best

DQ rule corrected.

INTERNET Service: www.european-athletics.org

Timing, Measurement & Data Service by  OMEGA

Results
110m Hurdles Men
Round 1

13 AUG 2014

EUROPEAN RECORD	12.91	JACKSON Colin	GBR	Stuttgart (GER)	20 AUG 1993
CHAMPIONSHIP RECORD	13.02	JACKSON Colin	GBR	Budapest (HUN)	22 AUG 1998

Heat 1 Start Time: 11:40 Wind: -0.7 m/s

Rank	Name	Nat	Date of Birth	Lane	Reaction time	Result	
1	MARTINOT-LAGARDE Pascal	FRA	22 SEP 1991	3	0.152	13.29	Q
2	NOGA Artur	POL	2 MAY 1988	7	0.153	13.44	Q SB
3	BALNUWEIT Erik	GER	21 SEP 1988	5	0.140	13.48	Q
4	DOUVALÍDIS Konstadinos	GRE	10 MAR 1987	1	0.133	13.54	q
5	SEDOC Gregory	NED	16 OCT 1981	8	0.176	13.58	
6	PERINI Lorenzo	ITA	22 JUL 1994	4	0.141	13.77	
7	HIRVONEN Arttu	FIN	21 JAN 1989	6	0.132	13.87	PB
8	VUKICEVIC Vladimir	NOR	6 MAY 1991	2	0.129	13.97	

Heat 2 Start Time: 11:50 Wind: +0.4 m/s

Rank	Name	Nat	Date of Birth	Lane	Reaction time	Result	
1	BASCOU Dimitri	FRA	20 JUL 1987	8	0.148	13.35	Q
2	TRABER Gregor	GER	2 DEC 1992	1	0.131	13.43	Q PB
3	CLARKE Lawrence	GBR	12 MAR 1990	7	0.124	13.46	Q
4	DAL MOLIN Paolo	ITA	31 JUL 1987	6	0.138	13.54	q
5	ALMEIDA João	POR	5 APR 1988	2	0.123	13.58	SB
6	FURER Tobias	SUI	13 AUG 1987	3	0.189	13.78	
7	TRAJKOVIC Milan	CYP	17 SEP 1992	5	0.167	13.78	NUR
8	BRORSSON Alexander	SWE	29 MAY 1990	4	0.165	13.92	

Heat 3 Start Time: 12:00 Wind: +0.3 m/s


Rank	Name	Nat	Date of Birth	Lane	Reaction time	Result	
1	SHARMAN William	GBR	12 SEP 1984	4	0.137	13.29	Q
2	BAJI Balázs	HUN	9 JUN 1989	7	0.139	13.37	Q SB
3	BÜHLER Matthias	GER	2 SEP 1986	1	0.153	13.40	Q
4	SHABANOV Konstantin	RUS	17 NOV 1989	8	0.142	13.51	q SB
5	BOCHENEK Dominik	POL	14 MAY 1987	3	0.135	13.66	
6	PAPŠO Viliam	SVK	23 MAY 1989	6	0.147	14.19	
	KANERVO Jussi	FIN	1 FEB 1993	2		DNS	
	RISTIC Milan	SRB	8 AUG 1991	5		DNS	

Heat 4 Start Time: 12:10 Wind: +0.7 m/s

Rank	Name	Nat	Date of Birth	Lane	Reaction time	Result	
1	SHUBENKOV Sergey	RUS	4 OCT 1990	8	0.145	13.29	Q
2	MARTINOT-LAGARDE Thomas	FRA	7 FEB 1988	1	0.141	13.46	Q
3	SVOBODA Petr	CZE	10 OCT 1984	5	0.101	13.50	Q =SB
4	TURNER Andy	GBR	19 SEP 1980	7	0.144	13.51	q
5	FOFANA Hassane	ITA	28 APR 1992	2	0.130	13.55	PB
6	KISS Dániel	HUN	12 FEB 1982	4	0.167	13.64	SB
7	MARTINSEN Andreas	DEN	17 JUL 1990	6	0.153	13.97	
8	DEGHELT Adrien	BEL	10 MAY 1985	3	0.142	14.33	

Qualified: First 3 in each heat (Q) and 4 best performers (q) advance to the Semifinals

INTERNET Service: www.european-athletics.org

Timing, Measurement & Data Service by  OMEGA

printed at WED 13 AUG 2014 12:15

Page 1 of 2

Results
110m Hurdles Men
Round 1

13 AUG 2014


Weather conditions at the beginning of the 1st heat

Temperature: 14 °C Humidity: 95 % Conditions: Rain

Legend

=SB Equal Season Best **DNS** Did not Start
Q Qualified by place **q** qualified by time **NUR** National U23 Record **PB** Personal Best
SB Season Best

INTERNET Service: www.european-athletics.org

Timing, Measurement & Data Service by  OMEGA

printed at WED 13 AUG 2014 12:15

Page 2 of 2

Results
110m Hurdles Men
Round 1

13 AUG 2014

EUROPEAN RECORD	12.91	JACKSON Colin	GBR	Stuttgart (GER)	20 AUG 1993
CHAMPIONSHIP RECORD	13.02	JACKSON Colin	GBR	Budapest (HUN)	22 AUG 1998


Rank	Name	Nat	Date of Birth	Heat	Lane	Position	Wind	Time	
1	MARTINOT-LAGARDE Pascal	FRA	22 SEP 1991	1	3	1	-0.7	13.29	Q
1	SHARMAN William	GBR	12 SEP 1984	3	4	1	+0.3	13.29	Q
1	SHUBENKOV Sergey	RUS	4 OCT 1990	4	8	1	+0.7	13.29	Q
4	BASCOU Dimitri	FRA	20 JUL 1987	2	8	1	+0.4	13.35	Q
5	BAJI Balázs	HUN	9 JUN 1989	3	7	2	+0.3	13.37	Q SB
6	BÜHLER Matthias	GER	2 SEP 1986	3	1	3	+0.3	13.40	Q
7	TRABER Gregor	GER	2 DEC 1992	2	1	2	+0.4	13.43	Q PB
8	NOGA Artur	POL	2 MAY 1988	1	7	2	-0.7	13.44	Q SB
9	CLARKE Lawrence	GBR	12 MAR 1990	2	7	3	+0.4	13.46	Q
9	MARTINOT-LAGARDE Thomas	FRA	7 FEB 1988	4	1	2	+0.7	13.46	Q
11	BALNUWEIT Erik	GER	21 SEP 1988	1	5	3	-0.7	13.48	Q
12	SVOBODA Petr	CZE	10 OCT 1984	4	5	3	+0.7	13.50	Q =SB
13	SHABANOV Konstantin	RUS	17 NOV 1989	3	8	4	+0.3	13.51	q SB
13	TURNER Andy	GBR	19 SEP 1980	4	7	4	+0.7	13.51	q
15	DAL MOLIN Paolo	ITA	31 JUL 1987	2	6	4	+0.4	13.54	q
15	DOUVALÍDIS Konstadínos	GRE	10 MAR 1987	1	1	4	-0.7	13.54	q
17	FOFANA Hassane	ITA	28 APR 1992	4	2	5	+0.7	13.55	PB
18	ALMEIDA João	POR	5 APR 1988	2	2	5	+0.4	13.58	SB
18	SEDOC Gregory	NED	16 OCT 1981	1	8	5	-0.7	13.58	
20	KISS Dániel	HUN	12 FEB 1982	4	4	6	+0.7	13.64	SB
21	BOCHENEK Dominik	POL	14 MAY 1987	3	3	5	+0.3	13.66	
22	PERINI Lorenzo	ITA	22 JUL 1994	1	4	6	-0.7	13.77	
23	FURER Tobias	SUI	13 AUG 1987	2	3	6	+0.4	13.78	
24	TRAJKOVIC Milan	CYP	17 SEP 1992	2	5	7	+0.4	13.78	NUR
25	HIRVONEN Arttu	FIN	21 JAN 1989	1	6	7	-0.7	13.87	PB
26	BRORSSON Alexander	SWE	29 MAY 1990	2	4	8	+0.4	13.92	
27	MARTINSEN Andreas	DEN	17 JUL 1990	4	6	7	+0.7	13.97	
27	VUKICEVIC Vladimir	NOR	6 MAY 1991	1	2	8	-0.7	13.97	
29	PAPŠO Viliam	SVK	23 MAY 1989	3	6	6	+0.3	14.19	
30	DEGHELT Adrien	BEL	10 MAY 1985	4	3	8	+0.7	14.33	
	KANERVO Jussi	FIN	1 FEB 1993	3	2			DNS	
	RISTIC Milan	SRB	8 AUG 1991	3	5			DNS	

Qualified: First 3 in each heat (Q) and 4 best performers (q) advance to the Semifinals

Note:
These athletes are sorted on performance.

Legend
 =SB Equal Season Best DNS Did not Start
 Q Qualified by place q qualified by time NUR National U23 Record PB Personal Best
 SB Season Best

INTERNET Service: www.european-athletics.org

Timing, Measurement & Data Service by  OMEGA

printed at WED 13 AUG 2014 12:13

Page 1 of 1

Results
Hammer Throw Women
Qualification

EUROPEAN RECORD	79.42m	HEIDLER Betty	GER	Halle (GER)	21 MAY 2011
CHAMPIONSHIP RECORD	76.67m	LYSENKO Tatyana	RUS	Göteborg (SWE)	8 AUG 2006

Group A Start Time: 13:30

Rank	Name	Nat	Date of Birth	SB	1	2	3	Result
1	HRAŠNOVÁ Martina	SVK	21 MAR 1983	75.27	73.05			73.05 Q
2	FIODOROW Joanna	POL	4 MAR 1989	74.39	71.33			71.33 Q
3	TAVERNIER Alexandra	FRA	13 DEC 1993	70.91	70.91			70.91 Q PB
4	HEIDLER Betty	GER	14 OCT 1983	78.00	70.49			70.49 Q
5	PERIE Bianca	ROU	1 JUN 1990	71.93	67.82	67.42	x	67.82 q
6	MIANKOVA Aksana	BLR	28 MAR 1982	71.56	x	66.92	x	66.92
7	ANDERSSON Tracey	SWE	5 DEC 1984	70.51	65.72	x	x	65.72
8	ŠPILER Barbara	SLO	2 JAN 1992	69.08	x	52.29	64.48	64.48
9	NOVOZHYZLOVA Iryna	UKR	7 JAN 1986	73.65	63.78	x	x	63.78
10	GYURÁTZ Réka	HUN	31 MAY 1996	67.32	62.14	x	x	62.14
	CASTELLS Berta	ESP	24 JAN 1984	69.33	x	x	x	NM
	KRÁLOVÁ Tereza	CZE	22 OCT 1989	70.18	x	x	x	NM

Weather conditions			
Temperature:	15 °C	Humidity:	94 %
Conditions:	Rain		


Group B Start Time: 14:55

Rank	Name	Nat	Date of Birth	SB	1	2	3	Result
1	WLODARCZYK Anita	POL	8 AUG 1985	78.17	75.73			75.73 Q
2	BULGAKOVA Anna	RUS	17 JAN 1988	74.16	65.91	x	70.58	70.58 Q
3	ORBÁN Éva	HUN	29 NOV 1984	72.49	x	x	70.48	70.48 Q
4	KLAAS Kathrin	GER	6 FEB 1984	74.62	69.78			69.78 Q
5	PAESLER Carolin	GER	16 DEC 1990	70.76	68.47	67.95	67.88	68.47 q
6	ŠAFRÁNKOVÁ Katerina	CZE	8 JUN 1989	70.79	x	67.26	x	67.26 q
7	LOMNICKÁ Nikola	SVK	16 SEP 1988	71.58	x	x	67.18	67.18 q
8	FERTIG Fruzsina	HUN	2 SEP 1993	66.65	x	65.46	x	65.46
9	KORPELA Merja	FIN	15 MAY 1981	68.44	x	61.80	63.71	63.71
10	HITCHON Sophie	GBR	11 JUL 1991	71.53	62.93	x	x	62.93
11	STORM Ida	SWE	26 DEC 1991	69.13	60.82	x	x	60.82
12	OJALOO Kati	EST	31 JAN 1990	65.07	59.63	58.56	59.61	59.63
	NAVAHRODSKAYA Alena	BLR	11 MAY 1993	68.96	x	x	x	NM

Weather conditions			
Temperature:	15 °C	Humidity:	94 %
Conditions:	Rain		

Qualified: qualifying perf. 69.50 (Q) or 12 best performers (q) to the advance to the Final


INTERNET Service: www.european-athletics.org

Timing, Measurement & Data Service by  OMEGA

Results
Hammer Throw Women
Qualification

Legend
PB Personal Best

INTERNET Service: www.european-athletics.org

Timing, Measurement & Data Service by  OMEGA

printed at WED 13 AUG 2014 15:47

Page 2 of 2

Results Summary
Hammer Throw Women
Qualification

13 AUG 2014


EUROPEAN RECORD	79.42m	HEIDLER Betty	GER	Halle (GER)	21 MAY 2011
CHAMPIONSHIP RECORD	76.67m	LYSENKO Tatyana	RUS	Göteborg (SWE)	8 AUG 2006

Rank	Name	Nat	Date of Birth	Group	Position	Result
1	WLODARCZYK Anita	POL	8 AUG 1985	B	1	75.73 Q
2	HRAŠNOVÁ Martina	SVK	21 MAR 1983	A	1	73.05 Q
3	FIODOROW Joanna	POL	4 MAR 1989	A	2	71.33 Q
4	TAVERNIER Alexandra	FRA	13 DEC 1993	A	3	70.91 Q PB
5	BULGAKOVA Anna	RUS	17 JAN 1988	B	2	70.58 Q
6	HEIDLER Betty	GER	14 OCT 1983	A	4	70.49 Q
7	ORBÁN Éva	HUN	29 NOV 1984	B	3	70.48 Q
8	KLAAS Kathrin	GER	6 FEB 1984	B	4	69.78 Q
9	PAESLER Carolin	GER	16 DEC 1990	B	5	68.47 q
10	PERIE Bianca	ROU	1 JUN 1990	A	5	67.82 q
11	ŠAFRÁNKOVÁ Katerina	CZE	8 JUN 1989	B	6	67.26 q
12	LOMNICKÁ Nikola	SVK	16 SEP 1988	B	7	67.18 q
13	MIANKOVA Aksana	BLR	28 MAR 1982	A	6	66.92
14	ANDERSSON Tracey	SWE	5 DEC 1984	A	7	65.72
15	FERTIG Fruzsina	HUN	2 SEP 1993	B	8	65.46
16	ŠPILER Barbara	SLO	2 JAN 1992	A	8	64.48
17	NOVOZHYZLOVA Iryna	UKR	7 JAN 1986	A	9	63.78
18	KORPELA Merja	FIN	15 MAY 1981	B	9	63.71
19	HITCHON Sophie	GBR	11 JUL 1991	B	10	62.93
20	GYURÁTZ Réka	HUN	31 MAY 1996	A	10	62.14
21	STORM Ida	SWE	26 DEC 1991	B	11	60.82
22	OJALOO Kati	EST	31 JAN 1990	B	12	59.63
	CASTELLS Berta	ESP	24 JAN 1984	A		NM
	KRÁLOVÁ Tereza	CZE	22 OCT 1989	A		NM
	NAVAHRODSKAYA Alena	BLR	11 MAY 1993	B		NM

Qualified: qualifying perf. 69.50 (Q) or 12 best performers (q) to the advance to the Final

Legend					
NM	No Mark	PB	Personal Best	Q	Qualified by right
				q	qualified by result

INTERNET Service: www.european-athletics.org

Timing, Measurement & Data Service by  OMEGA

printed at WED 13 AUG 2014 15:40

Page 1 of 1

Results
Triple Jump Women
Qualification

EUROPEAN RECORD	15.50m	KRAVETS Inessa	UKR	Göteborg (SWE)	10 AUG 1995
CHAMPIONSHIP RECORD	15.15m	LEBEDEVA Tatyana	RUS	Göteborg (SWE)	9 AUG 2006

Group A Start Time: 19:00

Rank	Name	Nat	Date of Birth	SB	1	2	3	Result	Wind
1	SALADUKHA OIha	UKR	4 JUN 1983	14.42	14.42 +0.2			14.42 +0.2	Q SB
2	NDOUMBE Ruth	ESP	1 JAN 1987	14.15	13.64 +0.6	13.86 +0.3	14.01 +0.5	14.01 +0.5	q
3	VELDÁKOVÁ Dana	SVK	3 JUN 1981	13.91	13.86 -1.3	13.49 -2.0	x -0.3	13.86 -1.3	q
4	ELBE Jenny	GER	18 APR 1990	14.20	13.83 -1.2	x -1.3	-	13.83 -1.2	q
5	MURTAZINA Alsu	RUS	12 DEC 1987	14.50	13.35 -4.8	x -1.3	13.76 -2.5	13.76 -2.5	q
6	MAMONA Patrícia	POR	21 NOV 1988	14.36	x -2.4	13.54 +0.2	13.62 +0.8	13.62 +0.8	
7	BUJIN Cristina	ROU	12 APR 1988	14.11	13.61 -0.8	x +0.2	13.61 -1.4	13.61 -0.8	
8	DZINDZALETAITE Dovile	LTU	14 JUL 1993	13.96	11.98 -2.0	13.12 -1.3	13.44 -0.7	13.44 -0.7	
9	DEMUT Katja	GER	21 DEC 1983	14.24	13.27 +0.1	11.73 -1.8	13.39 -0.7	13.39 -0.7	
10	BĀNOVA Andriana	BUL	1 MAY 1987	14.32	13.35 0.0	13.36 -1.7	13.25 -0.7	13.36 -1.7	
11	DERKACH Daria	ITA	27 MAR 1993	13.56	12.52 -1.1	13.06 -1.6	12.98 -0.3	13.06 -1.6	
12	SINMEZ SERBEST Sevim	TUR	20 APR 1987	13.19	12.38 -2.3	x -0.1	x -2.5	12.38 -2.3	


Weather conditions

Temperature: 15 °C Humidity: 89 % Conditions: Cloudy

Group B Start Time: 19:00

Rank	Name	Nat	Date of Birth	SB	1	2	3	Result	Wind
1	KONEVA Yekaterina	RUS	25 SEP 1988	14.89	13.62 -0.2	14.21 -0.1		14.21 -0.1	Q
2	GUMENYUK Irina	RUS	6 JAN 1988	14.35	x +0.8	14.18 -2.4	-	14.18 -2.4	q
3	GIERISCH Kristin	GER	20 AUG 1990	14.31	x +0.3	13.91 -0.7	13.85 -1.4	13.91 -0.7	q
4	VUKMIROVIC Snežana	SLO	19 AUG 1982	13.90	13.25 -2.7	13.78 +0.6	13.33 +2.3	13.78 +0.6	q
5	COSTA Susana	POR	22 SEP 1984	14.11	x -1.4	13.53 +0.4	13.76 +0.8	13.76 +0.8	q
6	PETROVA Gabriela	BUL	29 JUN 1992		13.54 -1.2	13.72 -0.8	13.69 +0.9	13.72 -0.8	q

INTERNET Service: www.european-athletics.org

Timing, Measurement & Data Service by  OMEGA

printed at WED 13 AUG 2014 20:01

Page 1 of 2

Results
Triple Jump Women
Qualification


Rank	Name	Nat	Date of Birth	SB	1	2	3	Result Wind
7	SANDU Cristina	ROU	4 MAR 1990	13.99	13.67 -0.4	13.64 -0.9	13.22 -1.1	13.67 -0.4 ^q
8	JAGACIAK Anna	POL	10 FEB 1990	14.20	x -0.8	13.59 -1.9	13.55 +0.5	13.59 -1.9
9	SARRAPIO Patricia	ESP	16 NOV 1982	13.96	x 0.0	13.08 -1.6	13.41 +2.8	13.41 +2.8
10	VIATKINA Natallia	BLR	10 FEB 1987	14.35	x +2.9	12.86 -0.6	13.13 +1.6	13.13 +1.6
	KNYAZYEVA Hanna	ISR	25 SEP 1989	14.29				DNS

Weather conditions			
Temperature:	15 °C	Humidity:	89 %
Conditions:	Cloudy		

Qualified: qualifying perf. 14.20 (Q) or 12 best performers (q) to the advance to the Final

Legend	
SB	Season Best

INTERNET Service: www.european-athletics.org

Timing, Measurement & Data Service by  OMEGA

printed at WED 13 AUG 2014 20:01

Page 2 of 2

Results Summary
Triple Jump Women
Qualification

13 AUG 2014


EUROPEAN RECORD	15.50m	KRAVETS Inessa	UKR	Göteborg (SWE)	10 AUG 1995
CHAMPIONSHIP RECORD	15.15m	LEBEDEVA Tatyana	RUS	Göteborg (SWE)	9 AUG 2006

Rank	Name	Nat	Date of Birth	Group	Position	Wind	Result	
1	SALADUKHA OIha	UKR	4 JUN 1983	A	1	+0.2	14.42	Q SB
2	KONEVA Yekaterina	RUS	25 SEP 1988	B	1	-0.1	14.21	Q
3	GUMENYUK Irina	RUS	6 JAN 1988	B	2	-2.4	14.18	q
4	NDOUMBE Ruth	ESP	1 JAN 1987	A	2	+0.5	14.01	q
5	GIERISCH Kristin	GER	20 AUG 1990	B	3	-0.7	13.91	q
6	VELDÁKOVÁ Dana	SVK	3 JUN 1981	A	3	-1.3	13.86	q
7	ELBE Jenny	GER	18 APR 1990	A	4	-1.2	13.83	q
8	VUKMIROVIC Snežana	SLO	19 AUG 1982	B	4	+0.6	13.78	q
9	COSTA Susana	POR	22 SEP 1984	B	5	+0.8	13.76	q
10	MURTAZINA Alsu	RUS	12 DEC 1987	A	5	-2.5	13.76	q
11	PETROVA Gabriela	BUL	29 JUN 1992	B	6	-0.8	13.72	q
12	SANDU Cristina	ROU	4 MAR 1990	B	7	-0.4	13.67	q
13	MAMONA Patrícia	POR	21 NOV 1988	A	6	+0.8	13.62	
14	BUJIN Cristina	ROU	12 APR 1988	A	7	-1.4	13.61	
15	JAGACIAK Anna	POL	10 FEB 1990	B	8	-1.9	13.59	
16	DZINDZALETAITE Dovile	LTU	14 JUL 1993	A	8	-0.7	13.44	
17	SARRAPIO Patricia	ESP	16 NOV 1982	B	9	+2.8	13.41	
18	DEMUT Katja	GER	21 DEC 1983	A	9	-0.7	13.39	
19	BÂNOVA Andriana	BUL	1 MAY 1987	A	10	-1.7	13.36	
20	VIATKINA Natallia	BLR	10 FEB 1987	B	10	+1.6	13.13	
21	DERKACH Daria	ITA	27 MAR 1993	A	11	-1.6	13.06	
22	SINMEZ SERBEST Sevim	TUR	20 APR 1987	A	12	-2.3	12.38	
	KNYAZYEVA Hanna	ISR	25 SEP 1989	B				DNS

Qualified: qualifying perf. 14.20 (Q) or 12 best performers (q) to the advance to the Final

Legend					
DNS	Did not Start	Q	Qualified by right	q	qualified by result
				SB	Season Best

INTERNET Service: www.european-athletics.org

Timing, Measurement & Data Service by  OMEGA

printed at WED 13 AUG 2014 20:00

Page 1 of 1

Results
800m Men
Semifinal

13 AUG 2014

EUROPEAN RECORD	1:41.11	KIPKETER Wilson	DEN	Köln (GER)	24 AUG 1997
CHAMPIONSHIP RECORD	1:43.84	BEYER Olaf	GDR	Praha (CZE)	31 AUG 1978

Semifinal 1 Start Time: 21:08

Rank	Name	Nat	Date of Birth	Lane	Result
1	BOSSE Pierre-Ambroise	FRA	11 MAY 1992	5	1:45.94 Q
2	KUCIAPSKI Artur	POL	26 DEC 1993	8	1:46.05 Q
3	BUBE Andreas	DEN	13 JUL 1987	7	1:46.09 Q SB
4	ENGLISH Mark	IRL	18 MAR 1993	6	1:46.23 q
5	REPCÍK Jozef	SVK	3 AUG 1986	2	1:46.94 q SB
6	ALMGREN Andreas	SWE	12 JUN 1995	4	1:47.55
7	BENEDETTI Giordano	ITA	22 MAY 1989	3	1:48.58
8	LÓPEZ Kevin	ESP	12 JUN 1990	1	1:48.90
Intermediate times:					
	400m	51.53	BOSSE Pierre-Ambroise (FRA)		
	600m	1:18.58	BOSSE Pierre-Ambroise (FRA)		

Semifinal 2 Start Time: 21:16

Rank	Name	Nat	Date of Birth	Lane	Result
1	KSZCZOT Adam	POL	2 SEP 1989	6	1:47.12 Q
2	LEWANDOWSKI Marcin	POL	13 JUN 1987	5	1:47.14 Q
3	TUKA Amel	BIH	9 JAN 1991	2	1:47.18 Q
4	RENAUDIE Paul	FRA	2 APR 1990	8	1:47.54
5	KAZI Tamás	HUN	16 MAY 1985	1	1:48.04
6	KRÜGER Dennis	GER	24 APR 1993	3	1:48.33
7	SELMOUNI Sofiane	FRA	22 SEP 1989	4	1:51.01
8	ROGESTEDT Johan	SWE	27 JAN 1993	7	1:53.70
Intermediate times:					
	400m	53.30	KRÜGER Dennis (GER)		
	600m	1:20.57	LEWANDOWSKI Marcin (POL)		

Qualified: First 3 in each heat (Q) and 2 best performers (q) advance to the Final


Weather conditions at the beginning of the 1st heat

Temperature: 16 °C Humidity: 55 % Conditions: Cloudy

Legend

Q Qualified by place q qualified by time SB Season Best

INTERNET Service: www.european-athletics.org

Timing, Measurement & Data Service by  OMEGA

Results
800m Men
Semifinal

13 AUG 2014

EUROPEAN RECORD	1:41.11	KIPKETER Wilson	DEN	Köln (GER)	24 AUG 1997
CHAMPIONSHIP RECORD	1:43.84	BEYER Olaf	GDR	Praha (CZE)	31 AUG 1978


Rank	Name	Nat	Date of Birth	Heat	Lane	Position	Time
1	BOSSE Pierre-Ambroise	FRA	11 MAY 1992	1	5	1	1:45.94 Q
2	KUCIAPSKI Artur	POL	26 DEC 1993	1	8	2	1:46.05 Q
3	BUBE Andreas	DEN	13 JUL 1987	1	7	3	1:46.09 Q SB
4	ENGLISH Mark	IRL	18 MAR 1993	1	6	4	1:46.23 q
5	REPCÍK Jozef	SVK	3 AUG 1986	1	2	5	1:46.94 q SB
6	KSZCZOT Adam	POL	2 SEP 1989	2	6	1	1:47.12 Q
7	LEWANDOWSKI Marcin	POL	13 JUN 1987	2	5	2	1:47.14 Q
8	TUKA Amel	BIH	9 JAN 1991	2	2	3	1:47.18 Q
9	RENAUDIE Paul	FRA	2 APR 1990	2	8	4	1:47.54
10	ALMGREN Andreas	SWE	12 JUN 1995	1	4	6	1:47.55
11	KAZI Tamás	HUN	16 MAY 1985	2	1	5	1:48.04
12	KRÜGER Dennis	GER	24 APR 1993	2	3	6	1:48.33
13	BENEDETTI Giordano	ITA	22 MAY 1989	1	3	7	1:48.58
14	LÓPEZ Kevin	ESP	12 JUN 1990	1	1	8	1:48.90
15	SELMOUNI Sofiane	FRA	22 SEP 1989	2	4	7	1:51.01
16	ROGESTEDT Johan	SWE	27 JAN 1993	2	7	8	1:53.70

Qualified: First 3 in each heat (Q) and 2 best performers (q) advance to the Final

Note:
These athletes are sorted on performance.

Legend
Q Qualified by place q qualified by time SB Season Best

INTERNET Service: www.european-athletics.org

Timing, Measurement & Data Service by  OMEGA

printed at WED 13 AUG 2014 21:30

Page 1 of 1

Detailed Results
20 km Walk Women

Final


Start Time: 9:10

14 AUG 2014

EUROPEAN RECORD	1:25:02	LASHMANOVA Yelena	RUS	London (GBR)	11 AUG 2012
CHAMPIONSHIP RECORD	1:26:42	IVANOVA Olimpiada	RUS	München (GER)	7 AUG 2002

Rank	Bib	Name	Nat	Date of Birth	Result									Time Behind		
					2 km	4 km	6 km	8 km	10 km	12 km	14 km	16 km	18 km			
1	111	ALEMBKOVA Elmira	RUS	30 JUN 1990	1:27:56											
					9:16 (4)	18:18 (2)	27:15 (9)	36:11 (7)	45:05 (2)	53:51 (1)	1:02:36 (2)	1:11:18 (1)	1:19:36 (1)	8:20		
2	119	OLYANOVSKA Lyudmyla	UKR	20 FEB 1993	1:28:07									0:11		
					9:16 (9)	18:19 (6)	27:14 (7)	36:11 (5)	45:05 (3)	53:51 (6)	1:02:36 (1)	1:11:18 (2)	1:19:42 (3)	8:25		
3	92	DRAHOTOVÁ Anežka	CZE	22 JUL 1995	1:28:08									0:12	NJR,NR	
					9:16 (6)	18:18 (5)	27:14 (1)	36:11 (2)	45:06 (9)	53:51 (3)	1:02:37 (5)	1:11:18 (3)	1:19:39 (2)	8:29		
4	113	SOKOLOVA Vera	RUS	8 JUN 1987	1:28:24									0:28	>	
					9:16 (8)	18:19 (9)	27:14 (4)	36:11 (8)	45:06 (8)	53:52 (8)	1:02:37 (4)	1:11:20 (8)	1:19:55 (5)	8:29		
5	103	GIORGI Eleonora	ITA	14 SEP 1989	1:28:28									0:32		
					9:16 (5)	18:19 (10)	27:15 (12)	36:11 (9)	45:06 (10)	53:51 (5)	1:02:38 (8)	1:11:18 (4)	1:19:55 (4)	8:33		
6	109	CABECINHA Ana	POR	29 APR 1984	1:28:40									0:44		
					9:16 (2)	18:18 (4)	27:14 (3)	36:11 (4)	45:06 (6)	53:52 (7)	1:02:37 (6)	1:11:20 (7)	1:19:58 (7)	8:42		
7	104	PALMISANO Antonella	ITA	6 AUG 1991	1:28:43									0:47		
					9:16 (1)	18:18 (1)	27:14 (2)	36:11 (1)	45:05 (1)	53:51 (2)	1:02:37 (7)	1:11:20 (6)	1:19:57 (6)	8:46		
8	95	PASCUAL Beatriz	ESP	9 MAY 1982	1:29:02									1:06	SB	
					9:17 (14)	18:19 (15)	27:15 (11)	36:12 (14)	45:06 (7)	53:52 (10)	1:02:41 (10)	1:11:36 (10)	1:20:17 (8)	8:45		
9	90	DRABENIA Hanna	BLR	15 AUG 1987	1:29:39									1:43	~	PB
					9:17 (19)	18:20 (16)	27:15 (13)	36:11 (10)	45:07 (12)	53:52 (9)	1:02:38 (9)	1:11:34 (9)	1:20:39 (10)	9:00		
10	94	GONZÁLEZ Raquel	ESP	16 NOV 1989	1:30:03									2:07	>	
					9:16 (7)	18:18 (3)	27:14 (8)	36:11 (6)	45:06 (4)	53:51 (4)	1:02:36 (3)	1:11:20 (5)	1:20:29 (9)	9:34		
11	105	AIDIETYTE Neringa	LTU	5 JUN 1983	1:30:47									2:51	>>	
					9:17 (11)	18:19 (12)	27:15 (10)	36:11 (11)	45:07 (11)	53:55 (11)	1:02:55 (11)	1:12:10 (11)	1:21:35 (11)	9:12		
12	100	MADARÁSZ Viktória	HUN	12 MAY 1985	1:30:57									3:01	PB	
					9:17 (13)	18:19 (14)	27:16 (17)	36:17 (17)	45:26 (17)	54:35 (16)	1:03:38 (14)	1:12:45 (14)	1:21:55 (12)	9:02		
13	110	HENRIQUES Inês	POR	1 MAY 1980	1:31:32									3:36		
					9:16 (10)	18:19 (8)	27:14 (6)	36:12 (13)	45:08 (13)	54:01 (12)	1:03:16 (13)	1:12:41 (13)	1:22:03 (13)	9:29		
14	108	DYGACZ Agnieszka	POL	18 JUL 1985	1:31:36									3:40		
					9:16 (3)	18:19 (7)	27:14 (5)	36:11 (3)	45:06 (5)	54:05 (13)	1:03:13 (12)	1:12:32 (12)	1:22:07 (14)	9:29		
15	91	MATSVIAYUK Alina	BLR	29 JUL 1990	1:31:46									3:50		
					9:17 (20)	18:20 (17)	27:15 (14)	36:12 (12)	45:09 (15)	54:20 (15)	1:03:45 (16)	1:13:05 (15)	1:22:29 (15)	9:17		
16	96	POVES María José	ESP	16 MAR 1978	1:32:02									4:06		
					9:18 (24)	18:20 (18)	27:16 (16)	36:12 (15)	45:09 (14)	54:17 (14)	1:03:39 (15)	1:13:09 (16)	1:22:40 (16)	9:22		

INTERNET Service: www.european-athletics.org

Timing, Measurement & Data Service by  OMEGA

printed at THU 14 AUG 2014 11:06

Page 1 of 2

Detailed Results
20 km Walk Women

Start Time: 9:10

Final

14 AUG 2014


Rank	Bib	Name	Nat	Date of Birth	Result									Time Behind	
					2 km	4 km	6 km	8 km	10 km	12 km	14 km	16 km	18 km		
17	117	GÁLIKOVÁ Mária	SVK	21 AUG 1980	1:32:03									4:07	NR
					9:17 (17)	18:22 (20) 9:05	27:22 (19) 9:00	36:31 (19) 9:09	45:37 (18) 9:06	54:49 (18) 9:12	1:04:06 (18) 9:17	1:13:26 (17) 9:20	1:22:48 (17) 9:22	9:15	
18	106	VIRBALYTE-DIMŠIENE Brigita	LTU	1 FEB 1985	1:32:46									4:50	
					9:17 (12)	18:19 (11) 9:02	27:16 (18) 8:57	36:16 (16) 9:00	45:26 (16) 9:10	54:36 (17) 9:10	1:04:05 (17) 9:29	1:13:29 (18) 9:24	1:23:09 (18) 9:40	9:37	
19	114	POLLI Laura	SUI	7 SEP 1983	1:33:22									5:26	PB
					9:17 (16)	18:22 (19) 9:05	27:24 (20) 9:02	36:37 (20) 9:13	45:52 (21) 9:15	55:09 (21) 9:17	1:04:42 (19) 9:33	1:14:14 (19) 9:32	1:23:49 (19) 9:35	9:33	
20	99	ZAPOUNÍDOU Déspina	GRE	5 OCT 1985	1:34:03									6:07 >	
					9:17 (15)	18:19 (13) 9:02	27:15 (15) 8:56	36:18 (18) 9:03	45:37 (19) 9:19	55:09 (20) 9:32	1:05:00 (20) 9:51	1:15:05 (20) 10:05	1:24:37 (20) 9:32	9:26	
21	115	POLLI Marie	SUI	28 OCT 1980	1:34:39									6:43	SB
					9:21 (27)	18:39 (26) 9:18	27:58 (25) 9:19	37:19 (23) 9:21	46:40 (22) 9:21	56:06 (22) 9:26	1:05:35 (21) 9:29	1:15:11 (21) 9:36	1:24:56 (21) 9:45	9:43	
22	102	CURIAZZI Federica	ITA	14 AUG 1992	1:35:48									7:52	PB
					9:25 (29)	18:53 (28) 9:28	28:21 (27) 9:28	37:52 (27) 9:31	47:18 (26) 9:26	57:09 (25) 9:51	1:07:03 (24) 9:54	1:16:56 (24) 9:53	1:26:35 (24) 9:39	9:13	
23	118	KASHYNA Inna	UKR	27 SEP 1991	1:35:51									7:55 ~	
					9:18 (25)	18:23 (21) 9:05	27:32 (21) 9:09	37:46 (26) 10:14	47:15 (25) 9:29	56:43 (24) 9:28	1:06:17 (23) 9:34	1:16:03 (22) 9:46	1:26:07 (23) 10:04	9:44	
24	98	DRISBIÓTI Antigóni	GRE	21 MAR 1984	1:35:54									7:58	
					9:18 (22)	18:27 (24) 9:09	27:49 (23) 9:22	37:14 (22) 9:25	46:41 (23) 9:27	56:17 (23) 9:36	1:06:08 (22) 9:51	1:16:04 (23) 9:56	1:26:03 (22) 9:59	9:51	
25	116	CZAKOVÁ Mária	SVK	2 OCT 1988	1:38:38									10:42 ~	
					9:18 (23)	18:39 (27) 9:21	28:11 (26) 9:32	37:42 (25) 9:31	47:18 (27) 9:36	57:17 (26) 9:59	1:07:24 (25) 10:07	1:17:44 (25) 10:20	1:28:18 (25) 10:34	10:20	
107		BUZIAK Paulina	POL	16 DEC 1986	DNF										
					9:17 (18)	18:25 (23) 9:08									
93		PELANTOVÁ Lucie	CZE	7 MAY 1986	DNF									~	
					9:21 (28)	19:00 (29) 9:39	29:10 (28) 10:10	39:36 (28) 10:26							
101		REYNOLDS Laura	IRL	20 JAN 1989	DNF									>	
					9:17 (21)	18:33 (25) 9:16	27:55 (24) 9:22	37:21 (24) 9:26	47:00 (24) 9:39						
120		VITOVCHUK Vasylyna	UKR	30 APR 1990	DQ									>>>	R 230.6a
					9:19 (26)	18:24 (22) 9:05	27:32 (22) 9:08	36:44 (21) 9:12	45:51 (20) 9:07	54:58 (19) 9:07					

Weather conditions	Temperature	Humidity	Conditions
Start of race:	13°C	68%	Cloudy
End of race:	16°C	62%	Partly cloudy

Note:
IAAF Rule 230.6a - repeated failure to comply with the definition of Race Walking

Legend			
>	Bent knee	DNF	Did not Finish
NR	National Record	PB	Personal Best
~	Loss of contact	DQ	Disqualified
		SB	Season Best
		NJR	National U20 Record
		W	Warning

INTERNET Service: www.european-athletics.org

Timing, Measurement & Data Service by  OMEGA

printed at THU 14 AUG 2014 11:06

Page 2 of 2

Results
20 km Walk Women
Final

Start Time: 9:10


14 AUG 2014

EUROPEAN RECORD	1:25:02	LASHMANOVA Yelena	RUS	London (GBR)	11 AUG 2012
CHAMPIONSHIP RECORD	1:26:42	IVANOVA Olimpiada	RUS	München (GER)	7 AUG 2002

Rank	Bib	Name	Nat	Date of Birth	Result	Time Behind	W
1	111	ALEMBEKOVA Elmira	RUS	30 JUN 1990	1:27:56		
2	119	OLYANOVSKA Lyudmyla	UKR	20 FEB 1993	1:28:07	0:11	
3	92	DRAHOTOVÁ Anežka	CZE	22 JUL 1995	1:28:08	0:12	NJR,NR
4	113	SOKOLOVA Vera	RUS	8 JUN 1987	1:28:24	0:28	>~
5	103	GIORGI Eleonora	ITA	14 SEP 1989	1:28:28	0:32	
6	109	CABECINHA Ana	POR	29 APR 1984	1:28:40	0:44	
7	104	PALMISANO Antonella	ITA	6 AUG 1991	1:28:43	0:47	
8	95	PASCUAL Beatriz	ESP	9 MAY 1982	1:29:02	1:06	SB
9	90	DRABENIA Hanna	BLR	15 AUG 1987	1:29:39	1:43	~ PB
10	94	GONZÁLEZ Raquel	ESP	16 NOV 1989	1:30:03	2:07	>
11	105	AIDIETYTE Neringa	LTU	5 JUN 1983	1:30:47	2:51	>>
12	100	MADARÁSZ Viktória	HUN	12 MAY 1985	1:30:57	3:01	PB
13	110	HENRIQUES Inês	POR	1 MAY 1980	1:31:32	3:36	
14	108	DYGACZ Agnieszka	POL	18 JUL 1985	1:31:36	3:40	
15	91	MATSVIAYUK Alina	BLR	29 JUL 1990	1:31:46	3:50	
16	96	POVES María José	ESP	16 MAR 1978	1:32:02	4:06	
17	117	GÁLIKOVÁ Mária	SVK	21 AUG 1980	1:32:03	4:07	NR
18	106	VIRBALYTE-DIMŠIENE Brigita	LTU	1 FEB 1985	1:32:46	4:50	
19	114	POLLI Laura	SUI	7 SEP 1983	1:33:22	5:26	PB
20	99	ZAPOUNÍDOU Déspina	GRE	5 OCT 1985	1:34:03	6:07	>
21	115	POLLI Marie	SUI	28 OCT 1980	1:34:39	6:43	SB
22	102	CURIAZZI Federica	ITA	14 AUG 1992	1:35:48	7:52	PB
23	118	KASHYNA Inna	UKR	27 SEP 1991	1:35:51	7:55	~
24	98	DRISBIÓTI Antigóni	GRE	21 MAR 1984	1:35:54	7:58	
25	116	CZAKOVÁ Mária	SVK	2 OCT 1988	1:38:38	10:42	~
	107	BUZIAK Paulina	POL	16 DEC 1986	DNF		
	93	PELANTOVÁ Lucie	CZE	7 MAY 1986	DNF		~
	101	REYNOLDS Laura	IRL	20 JAN 1989	DNF		>
	120	VITOVCHUK Vasylyna	UKR	30 APR 1990	DQ		>>> R 230.6a

Intermediate times:	2 km	9:16	104	PALMISANO Antonella (ITA)
	4 km	18:18	104	PALMISANO Antonella (ITA)
	6 km	27:14	92	DRAHOTOVÁ Anežka (CZE)
	8 km	36:11	104	PALMISANO Antonella (ITA)
	10 km	45:05	104	PALMISANO Antonella (ITA)
	12 km	53:51	111	ALEMBEKOVA Elmira (RUS)
	14 km	1:02:36	119	OLYANOVSKA Lyudmyla (UKR)
	16 km	1:11:18	111	ALEMBEKOVA Elmira (RUS)
	18 km	1:19:36	111	ALEMBEKOVA Elmira (RUS)

INTERNET Service: www.european-athletics.org

Timing, Measurement & Data Service by  OMEGA

printed at THU 14 AUG 2014 10:59

Page 1 of 2

Start Time: 9:10

Results
20 km Walk Women
Final


14 AUG 2014

Weather conditions	Temperature	Humidity	Conditions
Start of race:	13°C	68%	Cloudy
End of race:	16°C	62%	Partly cloudy

Note:
IAAF Rule 230.6a - repeated failure to comply with the definition of Race Walking

Legend							
>	Bent knee	DNF	Did not Finish	DQ	Disqualified	NJR	National U20 Record
NR	National Record	PB	Personal Best	SB	Season Best	W	Warning
~	Loss of contact						

INTERNET Service: www.european-athletics.org

Timing, Measurement & Data Service by  OMEGA

printed at THU 14 AUG 2014 10:59

Page 2 of 2

Results
200m Women
Round 1

14 AUG 2014

EUROPEAN RECORD	21.71	KOCH Marita	GDR	Karl-Marx-Stadt (GER)	10 JUN 1979
EUROPEAN RECORD	21.71	KOCH Marita	GDR	Potsdam (GER)	21 JUL 1984
EUROPEAN RECORD	21.71	DRECHSLER Heike	GDR	Jena (GER)	29 JUN 1986
EUROPEAN RECORD	21.71	DRECHSLER Heike	GDR	Stuttgart (GER)	29 AUG 1986
CHAMPIONSHIP RECORD	21.71	DRECHSLER Heike	GDR	Stuttgart (GER)	29 AUG 1986

Heat 1 Start Time: 11:10 Wind: +0.1 m/s

Rank	Name	Nat	Date of Birth	Lane	Reaction time	Result	
1	WILLIAMS Bianca	GBR	18 DEC 1993	2	0.197	23.38	Q
2	STROHOVA Nataliya	UKR	26 DEC 1992	5	0.169	23.47	Q
3	SIRAGUSA Irene	ITA	23 JUN 1993	7	0.142	23.61	Q
4	VUKOLOVA Yekaterina	RUS	10 AUG 1987	8	0.127	YC 23.69	Q R 162.5b
5	GOLAY Joëlle	SUI	15 OCT 1987	3	0.225	23.82	
6	KAPTUR Éva	HUN	7 AUG 1987	6	0.165	24.07	
7	KRŠÁKOVÁ Lenka	SVK	22 FEB 1991	4	0.158	24.69	

Heat 2 Start Time: 11:18 Wind: +0.1 m/s

Rank	Name	Nat	Date of Birth	Lane	Reaction time	Result	
1	WILLIAMS Jodie	GBR	28 SEP 1993	7	0.168	22.88	Q
2	KAMBUNDJI Mujinga	SUI	17 JUN 1992	6	0.124	23.05	Q NUR
3	POHREBNYAK Nataliya	UKR	19 FEB 1988	5	0.172	23.31	Q
4	EKELUND Irene	SWE	8 MAR 1997	3	0.187	23.38	Q =SB
5	FÉRRÁ Andriána	GRE	11 FEB 1988	8	0.170	23.88	
6	SIGURDARDÓTTIR Hafdís	ISL	12 FEB 1987	4	0.168	23.93	=PB
7	ŽUMER Kristina	SLO	2 FEB 1980	2	0.187	24.24	


Heat 3 Start Time: 11:26 Wind: +0.1 m/s

Rank	Name	Nat	Date of Birth	Lane	Reaction time	Result	
1	SCHIPPERS Dafne	NED	15 JUN 1992	6	0.154	22.73	Q
2	BELIBASÁKI María	GRE	19 JUN 1991	2	0.204	23.34	Q
3	EFTIMOVA Inna	BUL	19 JUN 1988	5	0.157	23.42	Q
4	OGRAZEANU Andreea	ROU	24 MAR 1990	8	0.217	23.64	Q
5	VEIT Sabina	SLO	2 DEC 1985	4	0.150	23.72	q
6	SLETTUM Elisabeth	NOR	31 AUG 1986	7	0.218	24.09	
	GALAIS Jennifer	FRA	7 MAR 1992	3	F ¹	DQ	R 162.7

Heat 4 Start Time: 11:34 Wind: -0.4 m/s

Rank	Name	Nat	Date of Birth	Lane	Reaction time	Result	
1	SAMUEL Jamile	NED	24 APR 1992	4	0.153	23.10	Q
2	SPRUNGER Léa	SUI	5 MAR 1990	7	0.134	23.15	Q SB
3	LALOVA Ivet	BUL	18 MAY 1984	2	0.146	23.17	Q SB
4	CARAVELLI Marzia	ITA	23 OCT 1981	3	0.148	23.27	Q SB
5	REZHINA Yekaterina	RUS	18 OCT 1994	5	0.143	23.33	q
6	TAVARES Carla	POR	22 MAY 1982	6	0.156	23.90	
7	KHUBESERYAN Diana	ARM	5 MAY 1994	8	0.212	25.74	

INTERNET Service: www.european-athletics.org

Timing, Measurement & Data Service by  OMEGA

printed at THU 14 AUG 2014 11:58

Page 1 of 2

Results
200m Women
Round 1

14 AUG 2014

Heat 5 Start Time: 11:52 Wind: +0.1 m/s

Rank	Name	Nat	Date of Birth	Lane	Reaction time	Result	
1	ASHER-SMITH Dina	GBR	4 DEC 1995	3	0.154	22.75	Q
2	SOUMARÉ Myriam	FRA	29 OCT 1986	6	0.161	22.97	Q
3	LATVALA Hanna-Maari	FIN	30 OCT 1987	7	0.148	23.13	Q SB
4	PROPER Kelly	IRL	1 MAY 1988	4	0.135	23.37	Q
5	AMIDEI Martina	ITA	8 APR 1991	5	0.135	23.64	q
6	PAPAIOANNOU Ramona	CYP	15 JUN 1989	8	0.143	23.70	q
7	KARAKUS Nimet	TUR	23 JAN 1993	2	0.203	25.31	

Qualified: First 4 in each heat (Q) and 4 best performers (q) advance to the Semifinals

Weather conditions at the beginning of the 1st heat

Temperature: 15 °C Humidity: 75 % Conditions: Cloudy


Note:

IAAF Rule 162.5b - delaying the start
IAAF Rule 162.7 - false start

Legend

=PB Equal Personal Best =SB Equal Season Best DQ Disqualified
NUR National U23 Record Q Qualified by place q qualified by time Fn False start
YC Yellow Card SB Season Best

INTERNET Service: www.european-athletics.org

Timing, Measurement & Data Service by  OMEGA

printed at THU 14 AUG 2014 11:58

Page 2 of 2

Results
200m Women
Round 1


14 AUG 2014

EUROPEAN RECORD	21.71	KOCH Marita	GDR	Karl-Marx-Stadt (GER)	10 JUN 1979
EUROPEAN RECORD	21.71	KOCH Marita	GDR	Potsdam (GER)	21 JUL 1984
EUROPEAN RECORD	21.71	DRECHSLER Heike	GDR	Jena (GER)	29 JUN 1986
EUROPEAN RECORD	21.71	DRECHSLER Heike	GDR	Stuttgart (GER)	29 AUG 1986
CHAMPIONSHIP RECORD	21.71	DRECHSLER Heike	GDR	Stuttgart (GER)	29 AUG 1986

Rank	Name	Nat	Date of Birth	Heat	Lane	Position	Wind	Time	
1	SCHIPPERS Dafne	NED	15 JUN 1992	3	6	1	+0.1	22.73	Q
2	ASHER-SMITH Dina	GBR	4 DEC 1995	5	3	1	+0.1	22.75	Q
3	WILLIAMS Jodie	GBR	28 SEP 1993	2	7	1	+0.1	22.88	Q
4	SOUMARÉ Myriam	FRA	29 OCT 1986	5	6	2	+0.1	22.97	Q
5	KAMBUNDJI Mujinga	SUI	17 JUN 1992	2	6	2	+0.1	23.05	Q NUR
6	SAMUEL Jamile	NED	24 APR 1992	4	4	1	-0.4	23.10	Q
7	LATVALA Hanna-Maari	FIN	30 OCT 1987	5	7	3	+0.1	23.13	Q SB
8	SPRUNGER Léa	SUI	5 MAR 1990	4	7	2	-0.4	23.15	Q SB
9	LALOVA Ivet	BUL	18 MAY 1984	4	2	3	-0.4	23.17	Q SB
10	CARAVELLI Marzia	ITA	23 OCT 1981	4	3	4	-0.4	23.27	Q SB
11	POHREBNYAK Nataliya	UKR	19 FEB 1988	2	5	3	+0.1	23.31	Q
12	RENZHINA Yekaterina	RUS	18 OCT 1994	4	5	5	-0.4	23.33	q
13	BELIBASÁKI María	GRE	19 JUN 1991	3	2	2	+0.1	23.34	Q
14	PROPER Kelly	IRL	1 MAY 1988	5	4	4	+0.1	23.37	Q
15	EKELUND Irene	SWE	8 MAR 1997	2	3	4	+0.1	23.38	Q =SB
15	WILLIAMS Bianca	GBR	18 DEC 1993	1	2	1	+0.1	23.38	Q
17	EFTIMOVA Inna	BUL	19 JUN 1988	3	5	3	+0.1	23.42	Q
18	STROHOVA Nataliya	UKR	26 DEC 1992	1	5	2	+0.1	23.47	Q
19	SIRAGUSA Irene	ITA	23 JUN 1993	1	7	3	+0.1	23.61	Q
20	AMIDEI Martina	ITA	8 APR 1991	5	5	5	+0.1	23.64	q
20	OGRAZEANU Andreea	ROU	24 MAR 1990	3	8	4	+0.1	23.64	Q
22	VUKOLOVA Yekaterina	RUS	10 AUG 1987	1	8	4	+0.1	23.69	Q 162.5b
23	PAPAIANNOU Ramona	CYP	15 JUN 1989	5	8	6	+0.1	23.70	q
24	VEIT Sabina	SLO	2 DEC 1985	3	4	5	+0.1	23.72	q
25	GOLAY Joëlle	SUI	15 OCT 1987	1	3	5	+0.1	23.82	
26	FÉRRRA Andriána	GRE	11 FEB 1988	2	8	5	+0.1	23.88	
27	TAVARES Carla	POR	22 MAY 1982	4	6	6	-0.4	23.90	
28	SIGURDARDÓTTIR Hafdis	ISL	12 FEB 1987	2	4	6	+0.1	23.93	=PB
29	KAPTUR Éva	HUN	7 AUG 1987	1	6	6	+0.1	24.07	
30	SLETTUM Elisabeth	NOR	31 AUG 1986	3	7	6	+0.1	24.09	
31	ŽUMER Kristina	SLO	2 FEB 1980	2	2	7	+0.1	24.24	
32	KRŠÁKOVÁ Lenka	SVK	22 FEB 1991	1	4	7	+0.1	24.69	
33	KARAKUS Nimet	TUR	23 JAN 1993	5	2	7	+0.1	25.31	
34	KHUBESERYAN Diana	ARM	5 MAY 1994	4	8	7	-0.4	25.74	
	GALAIS Jennifer	FRA	7 MAR 1992	3	3				DQ R 162.7

Qualified: First 4 in each heat (Q) and 4 best performers (q) advance to the Semifinals

INTERNET Service: www.european-athletics.org

Timing, Measurement & Data Service by  OMEGA

printed at THU 14 AUG 2014 11:57

Page 1 of 2

Results
200m Women
Round 1


14 AUG 2014

Note:
IAAF Rule 162.5b - delaying the start
IAAF Rule 162.7 - false start
These athletes are sorted on performance.

Legend

=PB	Equal Personal Best	=SB	Equal Season Best	DQ	Disqualified	NUR	National U23 Record
Q	Qualified by place	q	qualified by time	SB	Season Best	YC	Yellow Card

INTERNET Service: www.european-athletics.org

Timing, Measurement & Data Service by  OMEGA

printed at THU 14 AUG 2014 11:57

Page 2 of 2

Results
Hammer Throw Men
Qualification

EUROPEAN RECORD	86.74m	SEDYKH Yuriy	URS	Stuttgart (GER)	30 AUG 1986
CHAMPIONSHIP RECORD	86.74m	SEDYKH Yuriy	URS	Stuttgart (GER)	30 AUG 1986

Group A Start Time: 10:07

Rank	Name	Nat	Date of Birth	SB	1	2	3	Result
1	LOMNICKÝ Marcel	SVK	6 JUL 1987	79.16	74.98	77.06		77.06 Q
2	LITVINOV Sergey	RUS	27 JAN 1986	78.77	76.12			76.12 Q
3	KOZMUS Primož	SLO	30 SEP 1979	77.44	75.87			75.87 Q
4	ZIÓLKOWSKI Szymon	POL	1 JUL 1976	76.58	71.97	74.54	74.93	74.93 q
5	PARS Krisztián	HUN	18 FEB 1982	82.49	74.44	x	x	74.44 q
6	SEPPÄNEN Tuomas	FIN	16 MAY 1986	75.22	x	72.88	74.37	74.37 q
7	CIENFUEGOS Javier	ESP	15 JUL 1990	75.03	71.53	72.31	72.55	72.55
8	HENRIKSEN Eivind	NOR	14 SEP 1990	72.31	70.15	72.30	72.31	72.31 SB
9	KALAMOYETS Siarhei	BLR	11 AUG 1989	76.55	72.14	x	70.94	72.14
10	BINGISSER Martin	SUI	16 AUG 1983	66.11	64.37	64.62	64.40	64.62
	VYNOHRADOV Yevhen	UKR	30 APR 1984	77.01	x	x	x	NM

Weather conditions

Temperature: 14 °C Humidity: 68 % Conditions: Cloudy

Group B Start Time: 11:32

Rank	Name	Nat	Date of Birth	SB	1	2	3	Result
1	FAJDEK Paweł	POL	4 JUN 1989	82.37	x	77.45		77.45 Q
2	MARGHIEV Serghei	MDA	6 NOV 1992	78.27	73.46	x	76.25	76.25 Q
3	SÖDERBERG David	FIN	11 AUG 1979	77.57	69.71	75.83		75.83 Q
4	KRYVITSKI Pavel	BLR	17 APR 1984	79.21	72.87	75.44		75.44 Q
5	VIZZONI Nicola	ITA	4 JAN 1973	75.99	70.10	74.26	71.26	74.26 q
6	BAREISHA Pavel	BLR	16 FEB 1991	76.86	72.07	70.41	73.85	73.85 q
7	MELICH Lukáš	CZE	16 SEP 1980	75.89	72.42	70.32	73.48	73.48
8	NÉMETH Kristóf	HUN	17 SEP 1987	74.04	71.64	72.38	73.33	73.33
9	HUDI Ákos	HUN	10 AUG 1991	74.17	71.82	x	72.53	72.53
10	MARSHYN Dzmitry	AZE	24 FEB 1972		69.15	x	71.42	71.42
11	JOHANSSON Markus	SWE	8 MAY 1990	76.16	69.21	67.91	67.10	69.21

Weather conditions


Temperature: 15 °C Humidity: 75 % Conditions: Cloudy

Qualified: qualifying perf. 75.00 (Q) or 12 best performers (q) to the advance to the Final

Legend

SB Season Best

INTERNET Service: www.european-athletics.org

Timing, Measurement & Data Service by  OMEGA

printed at THU 14 AUG 2014 12:19

Page 1 of 1

Results Summary
Hammer Throw Men
Qualification

14 AUG 2014


EUROPEAN RECORD	86.74m	SEDYKH Yuriy	URS	Stuttgart (GER)	30 AUG 1986
CHAMPIONSHIP RECORD	86.74m	SEDYKH Yuriy	URS	Stuttgart (GER)	30 AUG 1986

Rank	Name	Nat	Date of Birth	Group	Position	Result
1	FAJDEK Pawel	POL	4 JUN 1989	B	1	77.45 Q
2	LOMNICKÝ Marcel	SVK	6 JUL 1987	A	1	77.06 Q
3	MARGHIEV Serghei	MDA	6 NOV 1992	B	2	76.25 Q
4	LITVINOV Sergey	RUS	27 JAN 1986	A	2	76.12 Q
5	KOZMUS Primož	SLO	30 SEP 1979	A	3	75.87 Q
6	SÖDERBERG David	FIN	11 AUG 1979	B	3	75.83 Q
7	KRYVITSKI Pavel	BLR	17 APR 1984	B	4	75.44 Q
8	ZIÓLKOWSKI Szymon	POL	1 JUL 1976	A	4	74.93 q
9	PARS Krisztián	HUN	18 FEB 1982	A	5	74.44 q
10	SEPPÄNEN Tuomas	FIN	16 MAY 1986	A	6	74.37 q
11	VIZZONI Nicola	ITA	4 JAN 1973	B	5	74.26 q
12	BAREISHA Pavel	BLR	16 FEB 1991	B	6	73.85 q
13	MELICH Lukáš	CZE	16 SEP 1980	B	7	73.48
14	NÉMETH Kristóf	HUN	17 SEP 1987	B	8	73.33
15	CIENFUEGOS Javier	ESP	15 JUL 1990	A	7	72.55
16	HUDI Ákos	HUN	10 AUG 1991	B	9	72.53
17	HENRIKSEN Eivind	NOR	14 SEP 1990	A	8	72.31 SB
18	KALAMOYETS Siarhei	BLR	11 AUG 1989	A	9	72.14
19	MARSHYN Dzmitry	AZE	24 FEB 1972	B	10	71.42
20	JOHANSSON Markus	SWE	8 MAY 1990	B	11	69.21
21	BINGISSER Martin	SUI	16 AUG 1983	A	10	64.62
	VYNOHRADOV Yevhen	UKR	30 APR 1984	A		NM

Qualified: qualifying perf. 75.00 (Q) or 12 best performers (q) to the advance to the Final

Legend					
NM	No Mark	Q	Qualified by right	q	qualified by result
		SB	Season Best		

INTERNET Service: www.european-athletics.org

Timing, Measurement & Data Service by  OMEGA

printed at THU 14 AUG 2014 12:20

Page 1 of 1

Results
Javelin Throw Men
Qualification

EUROPEAN RECORD	98.48m	ŽELEZŇY Jan	CZE	Jena (GER)	25 MAY 1996
CHAMPIONSHIP RECORD	89.72m	BACKLEY Steve	GBR	Budapest (HUN)	23 AUG 1998

Group A Start Time: 17:30

Rank	Name	Nat	Date of Birth	SB	1	2	3	Result
1	TARABIN Dmitriy	RUS	29 OCT 1991	85.92	80.46	80.84	-	80.84 q
2	KRANJC Matija	SLO	12 JUN 1984	80.46	80.46	-	-	80.46 q NR
3	VESELÝ Vítězslav	CZE	27 FEB 1983	87.38	80.00	x	x	80.00 q
4	HOFMANN Andreas	GER	16 DEC 1991	86.13	75.22	79.59	75.63	79.59 q
5	ETELÄTALO Lassi	FIN	30 APR 1988	84.98	77.78	78.13	78.22	78.22 q
6	KOVALS Ainars	LAT	21 NOV 1981	81.75	77.38	x	77.70	77.70
7	ŠTROBINDERs Rolands	LAT	14 APR 1992	83.10	76.16	x	x	76.16
8	LAANMÄE Tanel	EST	29 SEP 1989	81.16	75.29	x	x	75.29
9	PYATNYTSYA Oleksandr	UKR	14 JUL 1985	81.10	74.69	73.15	x	74.69
10	ŽENÚCH Patrik	SVK	30 DEC 1990	84.83	74.19	x	71.79	74.19
11	AVAN Fatih	TUR	1 JAN 1989	83.05	x	73.11	73.28	73.28
12	WALLIN Gabriel	SWE	14 OCT 1981	77.88	71.43	73.16	x	73.16
13	MILEUSNIC Dejan	BIH	16 NOV 1991	80.40	71.23	70.44	72.52	72.52
14	KOSYNSKY Dmytro	UKR	31 MAR 1989	82.28	71.08	71.90	68.92	71.90
15	SAMAC Vedran	SRB	22 JAN 1990	79.22	67.30	68.77	69.39	69.39
16	BONVECCHIO Norbert	ITA	14 AUG 1985	80.37	x	69.38	68.63	69.38


Weather conditions

Temperature: 19 °C Humidity: 51 % Conditions: Cloudy

Group B Start Time: 18:45

Rank	Name	Nat	Date of Birth	SB	1	2	3	Result
1	RUUSKANEN Antti	FIN	21 FEB 1984	85.28	83.76			83.76 Q
2	PITKÄMÄKI Tero	FIN	19 DEC 1982	86.63	81.48			81.48 Q
3	RÖHLER Thomas	GER	30 SEP 1991	86.99	81.24			81.24 Q
4	BRUNS Ansis	LAT	15 JAN 1989	81.28	73.68	75.12	81.04	81.04 Q
5	NYCHYPORCHUK Oleksandr	UKR	14 APR 1992	81.22	79.09	76.09	79.29	79.29 q
6	MÁTAS Risto	EST	30 APR 1984	80.63	78.97	76.86	76.18	78.97 q
7	IOR DAN Valeriy	RUS	14 FEB 1992	82.05	78.46	x	75.76	78.46 q
8	GRZESZCZUK Lukasz	POL	3 MAR 1990	84.77	77.74	76.71	x	77.74
9	ASHOMKA Aliaksandr	BLR	18 FEB 1984	80.28	x	77.65	70.24	77.65
10	BENÁK Martin	SVK	27 MAY 1988	79.17	73.53	x	75.67	75.67
11	FRYDRYCH Petr	CZE	13 JAN 1988	85.07	74.61	74.18	75.19	75.19
12	VADLEJCH Jakub	CZE	10 OCT 1990	82.97	69.82	75.14	x	75.14
13	KIRT Magnus	EST	10 APR 1990	79.70	74.33	73.18	x	74.33
14	LEBÉSIS Spiridon	GRE	30 MAY 1987	80.64	74.14	x	74.00	74.14

INTERNET Service: www.european-athletics.org

Timing, Measurement & Data Service by  OMEGA

Results
Javelin Throw Men
Qualification


Rank	Name	Nat	Date of Birth	SB	1	2	3	Result
	AMB Kim	SWE	31 JUL 1990	84.14	x	x	x	NM
	SVERRISSON Gudmundur	ISL	24 MAY 1990	78.29	x	x	x	NM

Weather conditions			
Temperature:	19 °C	Humidity:	58 %
		Conditions:	Cloudy

Qualified: qualifying perf. 81.00 (Q) or 12 best performers (q) to the advance to the Final

Legend
NR National Record

INTERNET Service: www.european-athletics.org

Timing, Measurement & Data Service by  OMEGA

printed at THU 14 AUG 2014 19:40

Page 2 of 2

Results Summary
Javelin Throw Men
Qualification

14 AUG 2014


EUROPEAN RECORD	98.48m	ŽELEZŇY Jan	CZE	Jena (GER)	25 MAY 1996
CHAMPIONSHIP RECORD	89.72m	BACKLEY Steve	GBR	Budapest (HUN)	23 AUG 1998

Rank	Name	Nat	Date of Birth	Group	Position	Result
1	RUUSKANEN Antti	FIN	21 FEB 1984	B	1	83.76 Q
2	PITKÄMÄKI Tero	FIN	19 DEC 1982	B	2	81.48 Q
3	RÖHLER Thomas	GER	30 SEP 1991	B	3	81.24 Q
4	BRUNS Ansis	LAT	15 JAN 1989	B	4	81.04 Q
5	TARABIN Dmitriy	RUS	29 OCT 1991	A	1	80.84 q
6	KRANJC Matija	SLO	12 JUN 1984	A	2	80.46 q NR
7	VESELÝ Vítězslav	CZE	27 FEB 1983	A	3	80.00 q
8	HOFMANN Andreas	GER	16 DEC 1991	A	4	79.59 q
9	NYCHYPORCHUK Oleksandr	UKR	14 APR 1992	B	5	79.29 q
10	MÄTAS Risto	EST	30 APR 1984	B	6	78.97 q
11	IODAN Valeriy	RUS	14 FEB 1992	B	7	78.46 q
12	ETELÄTALO Lassi	FIN	30 APR 1988	A	5	78.22 q
13	GRZESZCZUK Lukasz	POL	3 MAR 1990	B	8	77.74
14	KOVALS Ainars	LAT	21 NOV 1981	A	6	77.70
15	ASHOMKA Aliaksandr	BLR	18 FEB 1984	B	9	77.65
16	ŠTROBINDERS Rolands	LAT	14 APR 1992	A	7	76.16
17	BENÁK Martin	SVK	27 MAY 1988	B	10	75.67
18	LAANMÄE Tanel	EST	29 SEP 1989	A	8	75.29
19	FRYDRYCH Petr	CZE	13 JAN 1988	B	11	75.19
20	VADLEJCH Jakub	CZE	10 OCT 1990	B	12	75.14
21	PYATNYTSYA Oleksandr	UKR	14 JUL 1985	A	9	74.69
22	KIRT Magnus	EST	10 APR 1990	B	13	74.33
23	ŽENÚCH Patrik	SVK	30 DEC 1990	A	10	74.19
24	LEBÉSIS Spirídon	GRE	30 MAY 1987	B	14	74.14
25	AVAN Fatih	TUR	1 JAN 1989	A	11	73.28
26	WALLIN Gabriel	SWE	14 OCT 1981	A	12	73.16
27	MILEUSNIC Dejan	BIH	16 NOV 1991	A	13	72.52
28	KOSYNSKY Dmytro	UKR	31 MAR 1989	A	14	71.90
29	SAMAC Vedran	SRB	22 JAN 1990	A	15	69.39
30	BONVECCHIO Norbert	ITA	14 AUG 1985	A	16	69.38
	AMB Kim	SWE	31 JUL 1990	B		NM
	SVERRISSON Gudmundur	ISL	24 MAY 1990	B		NM

Qualified: qualifying perf. 81.00 (Q) or 12 best performers (q) to the advance to the Final

Legend							
NM	No Mark	NR	National Record	Q	Qualified by right	q	qualified by result

INTERNET Service: www.european-athletics.org

Timing, Measurement & Data Service by  OMEGA

printed at THU 14 AUG 2014 19:39

Page 1 of 1

Detailed Results
50 km Walk Men

REVISED 1
15 AUG 14:18

Start Time: 9:00


Final

15 AUG 2014

EUROPEAN RECORD	3:32:33	DINIZ Yohann	FRA	Zürich (SUI)	15 AUG 2014
CHAMPIONSHIP RECORD	3:32:33	DINIZ Yohann	FRA	Zürich (SUI)	15 AUG 2014

Rank	Bib	Name	Nat	Date of Birth	Result				Time Behind
					10km	20km	30km	40km	
1	24	DINIZ Yohann	FRA	1 JAN 1978	3:32:33				WR
		43:44 (2)	1:26:55 (1)	2:09:20 (2)	2:51:12 (1)				
		43:11	42:25	41:52					
2	67	TÓTH Matej	SVK	10 FEB 1983	3:36:21				3:48 NR
		44:08 (6)	1:27:39 (5)	2:10:51 (4)	2:53:42 (3)				
		43:31	43:12	42:51					
3	59	NOSKOV Ivan	RUS	16 JUL 1988	3:37:41				5:08 PB
		43:44 (3)	1:27:20 (3)	2:10:48 (3)	2:53:47 (4)				
		43:36	43:28	42:59					
4	60	RYZHOV Mikhail	RUS	17 DEC 1991	3:39:07				6:34 >
		43:44 (1)	1:26:55 (2)	2:09:14 (1)	2:51:51 (2)				
		43:11	42:19	42:37					
5	71	BANZERUK Ivan	UKR	9 FEB 1990	3:44:49				12:16 > PB
		45:43 (16)	1:30:34 (15)	2:15:40 (14)	3:00:29 (9)				
		44:51	45:06	44:49					
6	73	HLAVAN Ihor	UKR	25 SEP 1990	3:45:08				12:35
		44:31 (7)	1:27:40 (6)	2:11:15 (6)	2:54:50 (5)				
		43:09	43:35	43:35					
7	37	DE LUCA Marco	ITA	12 MAY 1981	3:45:25				12:52 PB
		45:09 (12)	1:30:05 (12)	2:15:13 (11)	3:00:31 (10)				
		44:56	45:08	45:18					
8	16	GARCÍA Jesús Ángel	ESP	17 OCT 1969	3:45:41				13:08 > SB
		45:43 (14)	1:30:34 (14)	2:15:40 (13)	3:00:31 (11)				
		44:51	45:06	44:51					
9	50	AUGUSTYN Rafal	POL	14 MAY 1984	3:48:15				15:42
		44:32 (11)	1:29:01 (11)	2:13:36 (9)	2:59:23 (7)				
		44:29	44:35	45:47					
10	69	IBÁÑEZ Ato	SWE	14 NOV 1985	3:48:42				16:09 PB
		45:42 (13)	1:30:34 (13)	2:15:40 (12)	3:01:04 (12)				
		44:52	45:06	45:24					
11	20	KINNUNEN Jarkko	FIN	19 JAN 1984	3:48:49				16:16
		45:49 (18)	1:31:33 (18)	2:17:25 (17)	3:03:05 (14)				
		45:44	45:52	45:40					
12	74	KAZANIN Oleksiy	UKR	22 MAY 1982	3:49:00				16:27
		44:32 (10)	1:29:01 (10)	2:13:45 (10)	2:59:22 (6)				
		44:29	44:44	45:37					
13	31	PAPAMIHÁIL Aléxandros	GRE	18 SEP 1988	3:49:58				17:25 ~
		45:43 (15)	1:31:09 (17)	2:16:58 (16)	3:03:07 (15)				
		45:26	45:49	46:09					
14	62	YARGUNKIN Aleksandr	RUS	6 JAN 1981	3:50:39				18:06
		44:32 (9)	1:29:00 (9)	2:13:33 (7)	2:59:44 (8)				
		44:28	44:33	46:11					
15	27	DOHMANN Carl	GER	18 MAY 1990	3:51:27				18:54 PB
		45:50 (19)	1:31:33 (19)	2:17:25 (18)	3:02:55 (13)				
		45:43	45:52	45:30					
16	34	BOYCE Brendan	IRL	8 OCT 1986	3:51:34				19:01 > PB
		46:25 (23)	1:32:44 (21)	2:18:49 (20)	3:04:21 (17)				
		46:19	46:05	45:32					

INTERNET Service: www.european-athletics.org

Timing, Measurement & Data Service by  OMEGA

printed at FRI 15 AUG 2014 14:18

Page 1 of 3

Detailed Results
50 km Walk Men

REVISED 1
15 AUG 14:18


Start Time: 9:00

Final

15 AUG 2014

Rank	Bib	Name	Nat	Date of Birth	Result					Time Behind	
					10km	20km	30km	40km			
17	46	ŠUŠKEVICIUS Tadas	LTU	22 MAY 1985	3:52:39					20:06 >>	
					46:25 (21)	1:32:27 (20)	2:18:29 (19)	3:03:55 (16)	46:02	45:26	
18	21	PARTANEN Veli-Matti	FIN	28 OCT 1991	3:52:58					20:25 PB	
					46:25 (22)	1:33:10 (23)	2:19:53 (21)	3:06:40 (19)	46:45	46:47	
19	64	MAJDÁN Dušan	SVK	8 SEP 1987	3:53:26					20:53 > PB	
					47:17 (27)	1:34:14 (25)	2:20:47 (23)	3:06:14 (18)	46:57	45:27	
20	36	CAPORASO Teodorico	ITA	14 SEP 1987	3:58:23					25:50 SB	
					47:50 (31)	1:35:08 (29)	2:22:20 (26)	3:10:02 (21)	47:18	47:42	
21	15	ARCILLA Francisco	ESP	14 JAN 1984	4:00:57					28:24	
					46:45 (25)	1:33:01 (22)	2:20:12 (22)	3:09:25 (20)	46:16	49:13	
22	39	NKOULOUKIDI Jean-Jacques	ITA	15 APR 1982	4:01:12					28:39	
					47:17 (29)	1:34:33 (27)	2:22:45 (27)	3:13:00 (23)	47:16	50:15	
23	57	COCIORAN Marius	ROU	10 JUL 1983	4:03:25					30:52	
					47:32 (30)	1:35:15 (30)	2:22:58 (28)	3:12:17 (22)	47:43	49:19	
24	66	TISTAN Martin	SVK	12 NOV 1992	4:06:11					33:38 > PB	
					49:04 (34)	1:37:05 (32)	2:25:04 (29)	3:14:12 (25)	48:01	47:59	49:08
25	54	ISIDRO Pedro	POR	17 JUL 1985	4:07:44					35:11	
					46:44 (24)	1:33:52 (24)	2:21:43 (25)	3:13:52 (24)	47:08	47:51	52:09
26	12	GDULA Lukáš	CZE	6 DEC 1991	4:08:51					36:18	
					47:17 (28)	1:34:44 (28)	2:25:12 (30)	3:16:49 (26)	47:27	50:28	51:37
35		HEFFERNAN Robert	IRL	28 FEB 1978	DNF						
					44:08 (4)	1:27:21 (4)	2:11:01 (5)		43:13	43:40	
52		NOWAK Lukasz	POL	18 DEC 1988	DNF					>>	
					44:32 (8)	1:29:00 (8)	2:13:35 (8)		44:28	44:35	
11		TROTSKI Ivan	BLR	27 MAY 1976	DNF					>	
					45:44 (17)	1:30:34 (16)	2:15:40 (15)		44:50	45:06	
53		SUDOL Grzegorz	POL	28 AUG 1978	DNF						
					44:08 (5)	1:28:12 (7)			44:04		
44		REKST Ricardas	LTU	10 OCT 1987	DNF						
					48:26 (33)	1:37:33 (34)			49:07		
68		GUSTAFSSON Andreas	SWE	10 AUG 1981	DQ					>>>	
					47:17 (26)	1:34:15 (26)	2:20:48 (24)		46:58	46:33	
26		ROSIEWICZ Maciej	GEO	31 JUL 1977	DQ					>>>	
					48:26 (32)	1:36:07 (31)			47:41		

INTERNET Service: www.european-athletics.org

Timing, Measurement & Data Service by  OMEGA

printed at FRI 15 AUG 2014 14:18

Page 2 of 3



Detailed Results
50 km Walk Men

REVISED 1

15 AUG 14:18

Start Time: 9:00

Final

15 AUG 2014

Rank	Bib	Name	Nat	Date of Birth	Result					Time Behind		
					10km	20km	30km	40km				
13		SCHROM Pavel	CZE	20 MAR 1991							DQ	>>>
					45:50 (20)	1:37:18 (33) 51:28						R 230.6a
70		KARLSTRÖM Perseus	SWE	2 MAY 1990							DNS	


Weather conditions	Temperature	Humidity	Conditions
Start of race:	13°C	92%	Cloudy
End of race:	15°C	76%	Mostly cloudy

Note:
IAAF Rule 230.6a - repeated failure to comply with the definition of Race Walking

Legend			
>	Bent knee	DNF	Did not Finish
NR	National Record	PB	Personal Best
WR	World Record	~	Loss of contact
DNS	Did not Start	SB	Season Best
DQ	Disqualified	W	Warning

Ranking corrected.

INTERNET Service: www.european-athletics.org

Timing, Measurement & Data Service by  OMEGA

Results
800m Men

Final

Start Time: 19:55

15 AUG 2014

EUROPEAN RECORD	1:41.11	KIPKETER Wilson	DEN	Köln (GER)	24 AUG 1997
CHAMPIONSHIP RECORD	1:43.84	BEYER Olaf	GDR	Praha (CZE)	31 AUG 1978


Rank	Name	Nat	Date of Birth	Lane	Result
1	KSZCZOT Adam	POL	2 SEP 1989	4	1:44.15 SB
2	KUCIAPSKI Artur	POL	26 DEC 1993	8	1:44.89 PB
3	ENGLISH Mark	IRL	18 MAR 1993	5	1:45.03 =SB
4	BUBE Andreas	DEN	13 JUL 1987	7	1:45.21 SB
5	LEWANDOWSKI Marcin	POL	13 JUN 1987	3	1:45.78
6	TUKA Amel	BIH	9 JAN 1991	2	1:46.12 NR
7	REPCÍK Jozef	SVK	3 AUG 1986	1	1:46.29 SB
8	BOSSE Pierre-Ambroise	FRA	11 MAY 1992	6	1:46.55

Intermediate times: 400m 50.97 BOSSE Pierre-Ambroise (FRA)
 600m 1:17.24 BOSSE Pierre-Ambroise (FRA)

Weather conditions					
Temperature:	13 °C	Humidity:	88 %	Conditions:	Cloudy

Legend							
=SB	Equal Season Best	NR	National Record	PB	Personal Best	SB	Season Best

INTERNET Service: www.european-athletics.org

Timing, Measurement & Data Service by  OMEGA

printed at FRI 15 AUG 2014 20:07

Page 1 of 1

Results
Hammer Throw Women

Start Time: 20:40

Final

15 AUG 2014


EUROPEAN RECORD	79.42m	HEIDLER Betty	GER	Halle (GER)	21 MAY 2011
CHAMPIONSHIP RECORD	76.67m	LYSENKO Tatyana	RUS	Göteborg (SWE)	8 AUG 2006

Rank	Name	Nat	Date of Birth	1	2	3	4	5	6	Result
1	WLODARCZYK Anita	POL	8 AUG 1985	x	x	75.88	76.18	78.76	x	78.76 WL,NR,CR
2	HRAŠNOVÁ Martina	SVK	21 MAR 1983	71.66	x	73.03	69.72	74.66	73.21	74.66
3	FIODOROW Joanna	POL	4 MAR 1989	72.24	68.54	69.01	72.77	72.48	73.67	73.67
4	KLAAS Kathrin	GER	6 FEB 1984	70.72	72.89	71.81	70.71	x	69.84	72.89
5	HEIDLER Betty	GER	14 OCT 1983	67.65	70.44	x	71.04	72.39	72.06	72.39
6	TAVERNIER Alexandra	FRA	13 DEC 1993	69.49	63.63	x	68.17	70.32	x	70.32
7	PERIE Bianca	ROU	1 JUN 1990	69.25	69.26	x	x	x	68.14	69.26
8	LOMNICKÁ Nikola	SVK	16 SEP 1988	x	65.95	67.39	x	x	x	67.39
9	ŠAFRÁNKOVÁ Katerina	CZE	8 JUN 1989	x	63.32	64.94				64.94
10	PAESLER Carolin	GER	16 DEC 1990	x	x	61.89				61.89
	BULGAKOVA Anna	RUS	17 JAN 1988	x	x	x				NM
	ORBÁN Éva	HUN	29 NOV 1984	x	x	x				NM

Weather conditions			
Temperature:	12 °C	Humidity:	90 %
Conditions:		Rain	

Legend			
-	Pass	CR	Championship Record
WL	World Lead	x	Failure
		NM	No Mark
		NR	National Record

INTERNET Service: www.european-athletics.org

Timing, Measurement & Data Service by  OMEGA

printed at FRI 15 AUG 2014 22:12

Page 1 of 1


Final Results
Heptathlon
Final

15 AUG 2014

EUROPEAN RECORD	7032	KLÜFT Carolina	SWE	Osaka (JPN)	26 AUG 2007
CHAMPIONSHIP RECORD	6823	ENNIS-HILL Jessica	GBR	Barcelona (ESP)	31 JUL 2010

Rank	Name	Nat	SB	100H	HJ	SP	200m	LJ	JT	800m	Points	Points Behind Leader
1	NANA DJIMOU Antoinette	FRA	6551	13.05 (+0.6) 1117 (1)	1.76 928 (12) 2045 (5)	14.35 817 (5) 2862 (4)	24.52 (-0.2) 931 (5) 3793 (4)	6.25 (-0.1) 927 (3) 4720 (4)	54.18 941 (1) 5661 (1)	2:15.22 890 (9) 6551 (1)	6551	SB
2	BROERSEN Nadine	NED	6539	13.48 (+0.2) 1053 (5)	1.94 1158 (2) 2211 (1)	13.35 751 (15) 2962 (2)	25.08 (-0.2) 879 (13) 3841 (3)	6.16 (+0.6) 899 (8) 4740 (3)	52.18 902 (3) 5642 (2)	2:17.66 856 (13) 6498 (2)	6498	53
3	THIAM Nafissatou	BEL	6508	14.05 (+0.6) 971 (18)	1.97 1198 (1) 2169 (2)	14.29 813 (6) 2982 (1)	25.19 (-0.2) 869 (14) 3851 (1)	6.18 (-0.9) 905 (6) 4756 (2)	49.69 854 (7) 5610 (3)	2:20.79 813 (16) 6423 (3)	6423	128
4	SCHÄFER Carolin	GER	6395	13.20 (+0.2) 1094 (3)	1.82 1003 (5) 2097 (4)	13.37 752 (14) 2849 (6)	23.84 (-0.5) 996 (1) 3845 (2)	6.30 (-0.3) 943 (2) 4788 (1)	44.19 748 (13) 5536 (4)	2:17.39 859 (12) 6395 (4)	6395	156 PB
5	SCHWARZKOPF Lilli	GER	6426	13.87 (+0.4) 997 (15)	1.85 1041 (4) 2038 (6)	14.44 823 (3) 2861 (5)	25.86 (-0.8) 809 (19) 3670 (7)	6.18 (-0.3) 905 (6) 4575 (8)	52.17 902 (4) 5477 (6)	2:17.67 855 (14) 6332 (5)	6332	219
6	IKAUNIECE-ADMIDINA Laura	LAT	6320	13.61 (+0.2) 1034 (10)	1.82 1003 (5) 2037 (7)	12.58 700 (22) 2737 (12)	24.75 (-0.5) 910 (10) 3647 (10)	6.20 (+0.8) 912 (5) 4559 (9)	51.30 885 (5) 5444 (7)	2:16.90 866 (11) 6310 (6)	6310	241
7	VETTER Anouk	NED	6316	13.68 (+0.2) 1024 (13)	1.79 966 (9) 1990 (12)	14.16 805 (8) 2795 (9)	24.61 (-0.5) 923 (7) 3718 (6)	6.04 (+0.3) 862 (13) 4580 (7)	52.49 908 (2) 5488 (5)	2:22.27 793 (17) 6281 (7)	6281	270
8	RATH Claudia	GER	6314	13.54 (+0.2) 1044 (6)	1.79 966 (9) 2010 (10)	12.88 719 (18) 2729 (13)	24.43 (-0.5) 940 (4) 3669 (8)	6.32 (+0.5) 949 (1) 4618 (6)	43.45 734 (16) 5352 (8)	2:16.43 873 (10) 6225 (8)	6225	326
9	KRIZSÁN Xénia	HUN	6317	13.59 (+0.6) 1037 (8)	1.79 966 (9) 2003 (11)	14.17 805 (7) 2808 (7)	25.37 (-0.8) 853 (16) 3661 (9)	6.01 (-0.3) 853 (14) 4514 (11)	43.58 736 (15) 5250 (11)	2:14.07 906 (7) 6156 (9)	6156	395
10	ZSIVOCZKY-FARKAS Györgyi	HUN	6151	14.06 (+0.4) 970 (19)	1.82 1003 (5) 1973 (13)	13.60 767 (12) 2740 (11)	25.87 (-0.8) 809 (20) 3549 (17)	5.94 (-0.1) 831 (17) 4380 (15)	50.73 874 (6) 5254 (10)	2:14.68 897 (8) 6151 (10)	6151	400 SB
11	TYMINSKA Karolina	POL	6266	13.56 (+0.6) 1041 (7)	1.70 855 (20) 1896 (17)	14.47 825 (2) 2721 (14)	24.61 (-0.5) 923 (7) 3644 (11)	6.07 (+0.2) 871 (10) 4515 (10)	40.60 679 (19) 5194 (13)	2:11.84 938 (2) 6132 (11)	6132	419
12	REGGEL Valérie	SUI	6091	13.79 (+0.6) 1008 (14)	1.70 855 (20) 1863 (20)	13.70 774 (10) 2637 (18)	25.05 (-0.5) 882 (12) 3519 (18)	6.14 (-0.3) 893 (9) 4412 (14)	44.46 753 (12) 5165 (14)	2:12.68 926 (3) 6091 (12)	6091	460 PB
13	SPRUNGER Ellen	SUI	6082	13.65 (+0.6) 1028 (11)	1.73 891 (18) 1919 (15)	13.42 755 (13) 2674 (17)	24.17 (-0.5) 964 (2) 3638 (13)	5.95 (+0.8) 834 (16) 4472 (13)	41.06 688 (17) 5160 (15)	2:12.93 922 (4) 6082 (13)	6082	469 SB

INTERNET Service: www.european-athletics.org

Timing, Measurement & Data Service by  OMEGA

printed at FRI 15 AUG 2014 21:36

Page 1 of 2


Final Results
Heptathlon
Final

15 AUG 2014

Rank	Name	Nat	SB	100H	HJ	SP	200m	LJ	JT	800m	Points	Points Behind Leader
14	MOKHNYUK Anastasiya	UKR	6201	13.08 (+0.2) 1112 (2)	1.82 1003 (5) 2115 (3)	13.69 773 (11) 2888 (3)	24.83 (-0.2) 902 (11)	6.24 (-0.4) 924 (4)	34.97 571 (22) 5285 (9)	2:26.32 740 (20) 6025 (14)	6025	526
15	ŠADEIKO Grit	EST	6128	13.28 (+0.2) 1083 (4)	1.76 928 (12) 2011 (9)	12.31 682 (23) 2693 (16)	24.56 (-0.2) 928 (6)	6.07 (+0.7) 871 (10)	43.84 741 (14) 5233 (12)	2:23.16 781 (18) 6014 (15)	6014	537
16	MAKSIMAVA Yana	BLR	6173	14.29 (+0.4) 938 (23)	1.88 1080 (3) 2018 (8)	13.86 785 (9) 2803 (8)	26.47 (-0.8) 757 (22)	5.58 (+0.3) 723 (20)	45.80 779 (10) 5062 (16)	2:12.98 921 (5) 5983 (16)	5983	568
17	NETSVIATAYEVA Katsiaryna	BLR	6121	13.67 (+0.6) 1026 (12)	1.76 928 (12) 1954 (14)	14.42 822 (4) 2776 (10)	25.23 (-0.2) 866 (15)	5.51 (-0.1) 703 (21)	40.38 675 (20) 5020 (18)	2:11.01 950 (1) 5970 (17)	5970	581
18	MARCUSSEN Ida	NOR	6083	14.26 (+0.4) 942 (22)	1.73 891 (18) 1833 (22)	12.77 712 (19) 2545 (22)	25.73 (-0.8) 821 (17)	6.05 (+0.2) 865 (12)	47.85 819 (8) 5050 (17)	2:13.45 915 (6) 5965 (18)	5965	586
19	KLAUP Mari	EST	5765	14.17 (+0.4) 954 (21)	1.76 928 (12) 1882 (19)	13.16 738 (17) 2620 (19)	25.83 (-0.8) 812 (18)	5.73 (+0.6) 768 (19)	47.52 812 (9) 5012 (19)	2:25.30 753 (19) 5765 (19)	5765	786 SB
20	MOKRÁŠOVÁ Lucia	SVK	5789	14.01 (+0.4) 977 (16)	1.70 855 (20) 1832 (23)	12.69 707 (21) 2539 (23)	24.31 (-0.5) 951 (3)	5.75 (0.0) 774 (18)	38.53 639 (21) 4903 (21)	2:19.27 833 (15) 5736 (20)	5736	815
	ZÜBLIN Linda	SUI	5817	13.60 (+0.2) 1036 (9)	1.67 818 (23) 1854 (21)	13.17 739 (16) 2593 (21)	26.02 (-0.8) 795 (21)	5.97 (-1.4) 840 (15)	45.28 769 (11) 4997 (20)	DNS	DNF	
	SAMUELSSON Jessica	SWE	5981	14.10 (+0.4) 964 (20)	1.76 928 (12) 1892 (18)	14.50 827 (1) 2719 (15)	24.74 (-0.2) 911 (9)	NM 0 3630 (22)	41.01 687 (18) 4317 (22)	DNS	DNF	
	FYODOROVA Alina	UKR	6090	14.01 (+0.4) 977 (16)	1.76 928 (12) 1905 (16)	12.76 711 (20) 2616 (20)	DNS				DNF	
	KLUCINOVÁ Eliška	CZE	6460	14.40 (+0.6) 923 (24)	DNS						DNF	

Legend							
DNF	Did not Finish	DNS	Did not Start	H	Hurdles	HJ	High Jump
JT	Javelin Throw	LJ	Long jump	NM	No Mark	PB	Personal Best
Prog.	Progressive	Pts	Points	SB	Season Best	SP	Shot Put

INTERNET Service: www.european-athletics.org

Timing, Measurement & Data Service by  OMEGA

printed at FRI 15 AUG 2014 21:36

Page 2 of 2

Results
Hammer Throw Men

Start Time: 15:00

Final

16 AUG 2014

EUROPEAN RECORD	86.74m	SEDYKH Yuriy	URS	Stuttgart (GER)	30 AUG 1986
CHAMPIONSHIP RECORD	86.74m	SEDYKH Yuriy	URS	Stuttgart (GER)	30 AUG 1986

Rank	Name	Nat	Date of Birth	1	2	3	4	5	6	Result
1	PARS Krisztián	HUN	18 FEB 1982	78.11	78.45	82.18	78.36	81.69	82.69	82.69 WL
2	FAJDEK Pawel	POL	4 JUN 1989	x	78.48	x	x	82.05	x	82.05
3	LITVINOV Sergey	RUS	27 JAN 1986	77.33	77.09	x	x	79.35	x	79.35 SB
4	KRYVITSKI Pavel	BLR	17 APR 1984	x	76.48	x	x	78.05	78.50	78.50
5	ZIÓLKOWSKI Szymon	POL	1 JUL 1976	75.71	76.98	x	76.54	77.36	78.41	78.41 SB
6	KOZMUS Primož	SLO	30 SEP 1979	77.45	77.46	75.46	x	x	x	77.46 SB
7	LOMNICKÝ Marcel	SVK	6 JUL 1987	73.21	76.23	75.42	76.89	x	x	76.89
8	SÖDERBERG David	FIN	11 AUG 1979	75.01	76.55	75.87	x	70.88	72.56	76.55
9	MARGHIEV Serghei	MDA	6 NOV 1992	74.33	75.06	75.18				75.18
10	BAREISHA Pavel	BLR	16 FEB 1991	x	74.73	73.73				74.73
11	VIZZONI Nicola	ITA	4 JAN 1973	72.75	73.68	73.94				73.94
12	SEPPÄNEN Tuomas	FIN	16 MAY 1986	68.74	73.05	73.70				73.70


Weather conditions

Temperature: 19 °C Humidity: 74 % Conditions: Partly cloudy

Legend

- Pass SB Season Best WL World Lead x Failure

INTERNET Service: www.european-athletics.org

Timing, Measurement & Data Service by  OMEGA

printed at SAT 16 AUG 2014 16:35

Page 1 of 1

Results
4x400m Relay Women
Round 1

16 AUG 2014

EUROPEAN RECORD	3:15.17	SOVIET UNION	URS	Seoul (KOR)	1 OCT 1988
CHAMPIONSHIP RECORD	3:16.87	GERMAN DEMOCRATIC REPUBLIC	GDR	Stuttgart (GER)	31 AUG 1986


Rank	Name	Nat	Heat	Lane	Position	Time	
1	Ukraine	UKR	1	4	1	3:28.18	Q
2	Russia	RUS	2	6	1	3:28.42	Q SB
3	Great Britain & Ni	GBR	2	2	2	3:28.44	Q
4	France	FRA	1	1	2	3:28.58	Q
5	Poland	POL	2	1	3	3:29.79	Q
6	Germany	GER	2	3	4	3:30.39	q
7	Italy	ITA	1	8	3	3:31.31	Q
8	Belgium	BEL	1	3	4	3:32.22	q
9	Romania	ROU	1	6	5	3:33.84	
10	Portugal	POR	1	7	6	3:35.41	SB
11	Lithuania	LTU	2	7	5	3:36.25	
12	Finland	FIN	1	5	7	3:36.47	
13	Norway	NOR	2	8	6	3:36.57	
14	Slovak Republic	SVK	2	4	7	3:39.55	
15	Croatia	CRO	2	5	8	3:42.96	
16	Turkey	TUR	1	2	8	3:48.10	

Qualified: First 3 in each heat (Q) and 2 best performers (q) advance to the Final

Note:
These teams are sorted on performance.

Legend
Q Qualified by place q qualified by time SB Season Best

INTERNET Service: www.european-athletics.org

Timing, Measurement & Data Service by  OMEGA

printed at SAT 16 AUG 2014 16:49

Page 1 of 1

Results
Triple Jump Women
Final

Start Time: 16:40

16 AUG 2014


EUROPEAN RECORD	15.50m	KRAVETS Inessa	UKR	Göteborg (SWE)	10 AUG 1995
CHAMPIONSHIP RECORD	15.15m	LEBEDEVA Tatyana	RUS	Göteborg (SWE)	9 AUG 2006

Rank	Name	Nat	Date of Birth	1	2	3	4	5	6	Result	Wind
1	SALADUKHA Olha	UKR	4 JUN 1983	14.12 +0.1	14.73 -0.4	14.68 -0.4	x -1.6	14.59 +0.4	14.63 0.0	14.73 SB	-0.4
2	KONEVA Yekaterina	RUS	25 SEP 1988	14.40 -0.2	14.69 +1.1	14.01 0.0	14.16 -0.2	14.54 +0.3	14.31 +0.1	14.69	+1.1
3	GUMENYUK Irina	RUS	6 JAN 1988	14.30 -0.9	x -1.3	x +0.5	14.00 -0.8	14.46 -0.2	x +0.2	14.46 SB	-0.2
4	NDOUMBE Ruth	ESP	1 JAN 1987	14.11 -0.5	13.94 +0.5	13.90 0.0	13.69 +0.6	14.14 -0.7	x -0.8	14.14	-0.7
5	PETROVA Gabriela	BUL	29 JUN 1992	14.13 +0.1	x -0.6	-	x 0.0	-	-	14.13 PB	+0.1
6	VELDÁKOVÁ Dana	SVK	3 JUN 1981	x -0.9	13.87 -0.2	x -0.7	13.67 +0.5	x -0.4	x +0.6	13.87	-0.2
7	VUKMIROVIC Snežana	SLO	19 AUG 1982	13.77 -0.7	x -0.2	13.74 +0.3	13.51 -0.4	13.82 +0.1	13.40 -0.1	13.82	+0.1
8	COSTA Susana	POR	22 SEP 1984	x +0.5	13.72 -0.4	13.77 +1.0	13.78 -1.0	x +0.3	13.40 -1.0	13.78	-1.0
9	GIERISCH Kristin	GER	20 AUG 1990	13.76 -1.0	13.67 -0.7	13.58 -0.4				13.76	-1.0
10	MURTAZINA Alsu	RUS	12 DEC 1987	13.59 -1.2	12.37 -0.8	13.76 -0.7				13.76	-0.7
11	ELBE Jenny	GER	18 APR 1990	13.68 -1.0	x +0.6	x -1.7				13.68	-1.0
12	SANDU Cristina	ROU	4 MAR 1990	13.24 -0.6	13.41 -0.5	13.58 -0.4				13.58	-0.4

Weather conditions			
Temperature:	19 °C	Humidity:	74 %
Conditions:	Partly cloudy		

Legend			
-	Pass	PB	Personal Best
SB	Season Best	x	Failure

INTERNET Service: www.european-athletics.org

Timing, Measurement & Data Service by  OMEGA

printed at SAT 16 AUG 2014 18:17

Page 1 of 1