

## Results

### 100m Boys

#### Round 1

30 MAY 2014 / 11:20

Rank	Bib	Name	Nat	Date of Birth	Lane	Result		
1	329	CHEPURNYI Vladyslav	UKR	11 MAY 1997	7	10.69	Q	PB
2	91	SAME EKOBO Aitor	ESP	3 JAN 1997	2	10.72	Q	
3	67	HARI Kristoffer	DEN	23 DEC 1997	2	10.77	Q	
4	190	PETTOROSI Diego Aldo	ITA	13 JAN 1997	7	10.78	Q	PB
5	196	TORTU Filippo	ITA	15 JUN 1998	6	10.79	q	PB
6	248	PINTO Joao	POR	12 JUN 1997	4	10.88	q	
7	161	SZABÓ Dániel	HUN	24 MAY 1997	5	10.90	q	
8	40	DARAHAKUPETS Stanislau	BLR	30 APR 1997	3	10.97	q	
9	291	PAVLOVIC Grega	SLO	20 SEP 1998	3	10.98		=PB
10	263	RAZMIVES Petre Nicolae	ROU	11 SEP 1997	6	11.03		
11	179	HADAS Nadav	ISR	19 NOV 1997	7	11.06		
12	75	DEL VALLE Luis David	ESP	20 FEB 1997	5	11.09		
13	257	HOMIUC Costin Florian	ROU	1 JAN 1997	2	11.14		
14	164	TÓTH Áron	HUN	25 FEB 1998	4	11.15		
15	181	SIBONI Eran	ISR	2 JUL 1997	5	11.16		
16	203	MILLERS Ricards	LAT	5 JUN 1997	6	11.21		
17	219	MILSINAS Simonas	LTU	27 JUN 1998	6	11.23		
18	37	MUŠOVIĆ Haris	BIH	1 FEB 1997	5	11.26		
19	307	AYDIN Serhat	TUR	4 AUG 1997	8	11.29		
20	53	FABIJAN Karlo	CRO	4 MAY 1997	7	11.30		
20	54	FINEK Patrik	CRO	7 MAY 1997	3	11.30		
22	302	PECKO Tomáš	SVK	24 FEB 1997	3	11.31		
23	288	BUH Aleksander	SLO	6 MAR 1998	4	11.33		
24	209	VALINŠČIKOVŠ Valerijs	LAT	11 AUG 1997	4	11.40		
25	29	IKSANOV Ilham	AZE	11 APR 1998	2	12.02		

### 100m Boys

#### Round 1 Heat 1/4

30 MAY 2014 / 11:20

Wind: +0.2 m/s

Rank	Bib	Name	Nat	Date of Birth	Lane	Reaction time	Result		
1	329	CHEPURNYI Vladyslav	UKR	11 MAY 1997	7	0.159	10.69	Q	PB
2	196	TORTU Filippo	ITA	15 JUN 1998	6	0.184	10.79	q	PB
3	248	PINTO Joao	POR	12 JUN 1997	4	0.145	10.88	q	
4	181	SIBONI Eran	ISR	2 JUL 1997	5	0.176	11.16		
5	54	FINEK Patrik	CRO	7 MAY 1997	3	0.166	11.30	F <sup>1</sup>	
6	29	IKSANOV Ilham	AZE	11 APR 1998	2	0.169	12.02		

### 100m Boys


#### Round 1 Heat 2/4

30 MAY 2014 / 11:26

Wind: -0.2 m/s

Rank	Bib	Name	Nat	Date of Birth	Lane	Reaction time	Result		
1	67	HARI Kristoffer	DEN	23 DEC 1997	2	0.129	10.77	Q	
2	40	DARAHAKUPETS Stanislau	BLR	30 APR 1997	3	0.158	10.97	q	
3	263	RAZMIVES Petre Nicolae	ROU	11 SEP 1997	6	0.164	11.03		
4	75	DEL VALLE Luis David	ESP	20 FEB 1997	5	0.172	11.09		
5	164	TÓTH Áron	HUN	25 FEB 1998	4	0.204	11.15		
6	307	AYDIN Serhat	TUR	4 AUG 1997	8	0.180	11.29		
7	53	FABIJAN Karlo	CRO	4 MAY 1997	7	0.191	11.30		

INTERNET Service: <http://eyot2014baku.com/>

Timing, Measurement & Data Service by  SWISS TIMING

printed at SUN 1 JUN 2014 19:17

Page 1 of 65

## Results

### 100m Boys

#### Round 1 Heat 3/4

30 MAY 2014 / 11:32

Wind: +0.4 m/s

Rank	Bib	Name	Nat	Date of Birth	Lane	Reaction time	Result	
1	91	SAME EKOBO Aitor	ESP	3 JAN 1997	2	0.159	10.72	Q
2	291	PAVLOVIC Grega	SLO	20 SEP 1998	3	0.152	10.98	=PB
3	179	HADAS Nadav	ISR	19 NOV 1997	7	0.169	11.06	
4	219	MILSINAS Simonas	LTU	27 JUN 1998	6	0.184	11.23	
5	37	MUŠOVIC Haris	BIH	1 FEB 1997	5	0.180	11.26	
6	209	VALINŠCIKOVŠ Valerijs	LAT	11 AUG 1997	4	0.170	11.40	

### 100m Boys

#### Round 1 Heat 4/4

30 MAY 2014 / 11:38

Wind: -0.7 m/s

Rank	Bib	Name	Nat	Date of Birth	Lane	Reaction time	Result	
1	190	PETTOROSSO Diego Aldo	ITA	13 JAN 1997	7	0.150	10.78	Q PB
2	161	SZABÓ Dániel	HUN	24 MAY 1997	5	0.191	10.90	q
3	257	HOMIUC Costin Florian	ROU	1 JAN 1997	2	0.193	11.14	
4	203	MILLERS Ricards	LAT	5 JUN 1997	6	0.184	11.21	
5	302	PECKO Tomáš	SVK	24 FEB 1997	3	0.171	11.31	
6	288	BUH Aleksander	SLO	6 MAR 1998	4	0.268	11.33	

Qualified: First in each heat (Q) and 4 best performers (q) advance to the Final

### 100m Boys


#### Final

30 MAY 2014 / 20:05

Wind: +0.8 m/s

Rank	Bib	Name	Nat	Date of Birth	Lane	Reaction time	Result	
1	67	HARI Kristoffer	DEN	23 DEC 1997	4	0.181	10.68	=CR,=EYL
2	91	SAME EKOBO Aitor	ESP	3 JAN 1997	3	0.145	10.71	
3	196	TORTU Filippo	ITA	15 JUN 1998	7	0.181	10.72	PB
4	329	CHEPURNYI Vladyslav	UKR	11 MAY 1997	6	0.172	10.84	
5	161	SZABÓ Dániel	HUN	24 MAY 1997	1	0.159	10.87	PB
6	190	PETTOROSSO Diego Aldo	ITA	13 JAN 1997	5	0.155	10.88	
7	248	PINTO Joao	POR	12 JUN 1997	8	0.161	10.96	
8	40	DARAHAKUPETS Stanislau	BLR	30 APR 1997	2	0.145	10.98	

INTERNET Service: <http://eyot2014baku.com/>

Timing, Measurement & Data Service by  SWISS TIMING

printed at SUN 1 JUN 2014 19:17

Page 2 of 65

## Results

### 200m Boys

#### Round 1

31 MAY 2014 / 19:40

Rank	Bib	Name	Nat	Date of Birth	Lane	Result		
1	196	TORTU Filippo	ITA	15 JUN 1998	3	21.72	Q	PB
2	73	CAÑAL Iñaki	ESP	30 SEP 1997	8	21.82	Q	PB
3	150	KÖCSE Richárd	HUN	19 NOV 1997	1	21.91	Q	PB
4	40	DARAHAKUPETS Stanislau	BLR	30 APR 1997	1	21.94	Q	
5	235	KACZOR Wojciech	POL	7 FEB 1997	7	21.98	q	PB
6	64	PROCHÁZKA Jáchym	CZE	22 JUN 1997	5	22.09	q	
7	291	PAVLOVIC Grega	SLO	20 SEP 1998	2	22.18	Q	
8	248	PINTO Joao	POR	12 JUN 1997	6	22.25		
9	222	TRUSKAUSKAS Gediminas	LTU	2 JAN 1998	7	22.29		
10	203	MILLERS Ricards	LAT	5 JUN 1997	5	22.30		
11	90	SAGAZ Iñigo	ESP	23 OCT 1997	8	22.37	Q	
12	288	BUH Aleksander	SLO	6 MAR 1998	6	22.41		PB
13	181	SIBONI Eran	ISR	2 JUL 1997	4	22.47		
14	302	PECKO Tomáš	SVK	24 FEB 1997	7	22.59		PB
15	156	PÁLMAI Márk	HUN	20 OCT 1998	5	22.68		
16	319	SEYHAN Onurcan	TUR	15 MAY 1997	8	22.83		
17	209	VALINŠČIKOVŠ Valerijs	LAT	11 AUG 1997	3	22.87		
18	179	HADAS Nadav	ISR	19 NOV 1997	2	22.90		
19	37	MUŠOVIC Haris	BIH	1 FEB 1997	4	23.41		
20	29	IKSANOV Ilham	AZE	11 APR 1998	3	24.13		
21	33	YESUS Johanns	AZE	15 SEP 1998	4	24.79		
	67	HARI Kristoffer	DEN	23 DEC 1997	6	DNS		
	190	PETTOROSSO Diego Aldo	ITA	13 JAN 1997	2	DNS		

### 200m Boys

#### Round 1 Heat 1/3

31 MAY 2014 / 19:40

Wind: +1.5 m/s

Rank	Bib	Name	Nat	Date of Birth	Lane	Reaction time	Result		
1	196	TORTU Filippo	ITA	15 JUN 1998	3	0.198	21.72	Q	PB
2	150	KÖCSE Richárd	HUN	19 NOV 1997	1	0.179	21.91	Q	PB
3	235	KACZOR Wojciech	POL	7 FEB 1997	7	0.210	21.98	q	PB
4	203	MILLERS Ricards	LAT	5 JUN 1997	5	0.173	22.30		
5	288	BUH Aleksander	SLO	6 MAR 1998	6	0.212	22.41		PB
6	319	SEYHAN Onurcan	TUR	15 MAY 1997	8	0.289	22.83		
7	179	HADAS Nadav	ISR	19 NOV 1997	2	0.162	22.90		
8	33	YESUS Johanns	AZE	15 SEP 1998	4	0.190	24.79		

### 200m Boys


#### Round 1 Heat 2/3

31 MAY 2014 / 19:46

Wind: -1.2 m/s

Rank	Bib	Name	Nat	Date of Birth	Lane	Reaction time	Result		
1	73	CAÑAL Iñaki	ESP	30 SEP 1997	8	0.150	21.82	Q	PB
2	40	DARAHAKUPETS Stanislau	BLR	30 APR 1997	1	0.149	21.94	Q	
3	64	PROCHÁZKA Jáchym	CZE	22 JUN 1997	5	0.157	22.09	q	
4	248	PINTO Joao	POR	12 JUN 1997	6	0.187	22.25		
5	222	TRUSKAUSKAS Gediminas	LTU	2 JAN 1998	7	0.158	22.29		
6	209	VALINŠČIKOVŠ Valerijs	LAT	11 AUG 1997	3	0.194	22.87		
7	37	MUŠOVIC Haris	BIH	1 FEB 1997	4	0.185	23.41		
	190	PETTOROSSO Diego Aldo	ITA	13 JAN 1997	2		DNS		

INTERNET Service: <http://eyot2014baku.com/>

Timing, Measurement & Data Service by  SWISS TIMING

printed at SUN 1 JUN 2014 19:17

Page 3 of 65

## Results

### 200m Boys

#### Round 1 Heat 3/3

31 MAY 2014 / 19:52

Wind: -0.5 m/s

Rank	Bib	Name	Nat	Date of Birth	Lane	Reaction time	Result	
1	291	PAVLOVIC Grega	SLO	20 SEP 1998	2	0.158	22.18	Q
2	90	SAGAZ Iñigo	ESP	23 OCT 1997	8	0.174	22.37	Q
3	181	SIBONI Eran	ISR	2 JUL 1997	4	0.175	22.47	
4	302	PECKO Tomáš	SVK	24 FEB 1997	7	0.156	22.59	PB
5	156	PÁLMAI Márk	HUN	20 OCT 1998	5	0.187	22.68	
6	29	IKSANOV Ilham	AZE	11 APR 1998	3	0.187	24.13	
	67	HARI Kristoffer	DEN	23 DEC 1997	6		DNS	

Qualified: First 2 in each heat (Q) and 2 best performers (q) advance to the Final

### 200m Boys

#### Final

1 JUN 2014 / 18:40

Wind: -0.5 m/s

Rank	Bib	Name	Nat	Date of Birth	Lane	Reaction time	Result	
1	196	TORTU Filippo	ITA	15 JUN 1998	5	0.221	21.54	PB
2	40	DARAHAKUPETS Stanislau	BLR	30 APR 1997	7	0.158	21.83	PB
3	73	CAÑAL Iñaki	ESP	30 SEP 1997	4	0.147	21.87	
4	235	KACZOR Wojciech	POL	7 FEB 1997	1	0.162	21.98	=PB
5	150	KÖCSE Richárd	HUN	19 NOV 1997	6	0.191	22.02	
6	291	PAVLOVIC Grega	SLO	20 SEP 1998	3	0.149	22.11	PB
7	90	SAGAZ Iñigo	ESP	23 OCT 1997	8	0.162	22.24	
8	64	PROCHÁZKA Jáchym	CZE	22 JUN 1997	2	0.172	22.26	


### 400m Boys

#### Round 1

30 MAY 2014 / 12:30

Rank	Bib	Name	Nat	Date of Birth	Lane	Result	
1	71	VEDEL Benjamin Lobo	DEN	1997	3	48.09	Q EYL
2	272	KUKHARENKO Andrey	RUS	24 FEB 1997	2	48.21	Q PB
3	114	PREVOT Loïc	FRA	10 FEB 1998	7	48.31	q
4	231	CHMIEL Pawel	POL	18 AUG 1997	3	48.54	Q
5	294	ZUPANC Anej	SLO	1998	4	48.69	Q
6	93	SERRANO Jesus	ESP	20 DEC 1997	4	48.83	q
7	130	EBÉOGLOU Nikólaos	GRE	1997	6	48.83	
8	202	KARPINSKIS Austris	LAT	14 JUN 1998	2	48.85	Q
9	64	PROCHÁZKA Jáchym	CZE	22 JUN 1997	7	48.86	Q PB
10	189	LOPEZ Brayan	ITA	20 JUN 1997	4	49.05	
11	56	MELNJAK Petar	CRO	29 MAR 1998	5	49.08	SB
12	89	RODRIGUEZ Itoitz	ESP	17 JUN 1997	6	49.12	
13	259	MORARU Zeno	ROU	1997	7	49.36	
14	339	POLISHUK Renat	UKR	12 APR 1997	5	49.67	
15	146	GYORI Árpád	HUN	16 APR 1997	3	49.77	
16	57	STOJANOVIC Gabrijel	CRO	12 MAY 1997	5	50.04	
17	151	KOVÁCS Dániel	HUN	15 SEP 1997	6	50.62	
	324	YILMAZ Mustafa	TUR	16 NOV 1997	2	DNF	

INTERNET Service: <http://eyot2014baku.com/>

Timing, Measurement & Data Service by  SWISS TIMING

printed at SUN 1 JUN 2014 19:17

Page 4 of 65

## Results

### 400m Boys

#### Round 1 Heat 1/3

30 MAY 2014 / 12:30

Rank	Bib	Name	Nat	Date of Birth	Lane	Reaction time	Result	
1	231	CHMIEL Pawel	POL	18 AUG 1997	3	0.201	48.54	Q
2	202	KARPINSKIS Austris	LAT	14 JUN 1998	2	0.199	48.85	Q
3	189	LOPEZ Brayán	ITA	20 JUN 1997	4	0.211	49.05	
4	56	MELNJAK Petar	CRO	29 MAR 1998	5	0.178	49.08	SB
5	259	MORARU Zeno	ROU	1997	7	0.240	49.36	
6	151	KOVÁCS Dániel	HUN	15 SEP 1997	6	0.199	50.62	

### 400m Boys

#### Round 1 Heat 2/3

30 MAY 2014 / 12:36

Rank	Bib	Name	Nat	Date of Birth	Lane	Reaction time	Result	
1	294	ZUPANC Anej	SLO	1998	4	0.154	48.69	Q
2	64	PROCHÁZKA Jáchym	CZE	22 JUN 1997	7	0.169	48.86	Q PB
3	89	RODRIGUEZ Itoitz	ESP	17 JUN 1997	6	0.208	49.12	
4	146	GYORI Árpád	HUN	16 APR 1997	3	0.182	49.77	
5	57	STOJANOVIC Gabrijel	CRO	12 MAY 1997	5	0.165	50.04	
	324	YILMAZ Mustafa	TUR	16 NOV 1997	2	0.225	DNF	

### 400m Boys

#### Round 1 Heat 3/3

30 MAY 2014 / 12:42

Rank	Bib	Name	Nat	Date of Birth	Lane	Reaction time	Result	
1	71	VEDEL Benjamin Lobo	DEN	1997	3	0.154	48.09	Q EYL
2	272	KUKHARENKO Andrey	RUS	24 FEB 1997	2	0.183	48.21	Q PB
3	114	PREVOT Loïc	FRA	10 FEB 1998	7	0.196	48.31	q
4	93	SERRANO Jesus	ESP	20 DEC 1997	4	0.159	48.83	q
5	130	EBÉOGLOU Nikólaos	GRE	1997	6	0.217	48.83	
6	339	POLISHUK Renat	UKR	12 APR 1997	5	0.193	49.67	

Qualified: First 2 in each heat (Q) and 2 best performers (q) advance to the Final


### 400m Boys

#### Final

1 JUN 2014 / 17:10

Rank	Bib	Name	Nat	Date of Birth	Lane	Reaction time	Result	
1	71	VEDEL Benjamin Lobo	DEN	1997	3	0.157	47.44	EYL
2	93	SERRANO Jesus	ESP	20 DEC 1997	2	0.165	48.15	PB
3	272	KUKHARENKO Andrey	RUS	24 FEB 1997	6	0.175	48.20	PB
4	231	CHMIEL Pawel	POL	18 AUG 1997	5	0.212	48.45	PB
5	294	ZUPANC Anej	SLO	1998	4	0.172	48.51	PB
6	64	PROCHÁZKA Jáchym	CZE	22 JUN 1997	8	0.156	48.57	PB
7	202	KARPINSKIS Austris	LAT	14 JUN 1998	7	0.195	49.50	
	114	PREVOT Loïc	FRA	10 FEB 1998	1	0.160	DNF	

INTERNET Service: <http://eyot2014baku.com/>

Timing, Measurement & Data Service by  SWISS TIMING

printed at SUN 1 JUN 2014 19:17

Page 5 of 65

## Results

### 800m Boys

#### Round 1

31 MAY 2014 / 12:40

Rank	Bib	Name	Nat	Date of Birth	Lane	Result
1	298	ELMER Tom	SUI	1 APR 1997	3	1:54.44 Q
2	76	FONTES Ignacio	ESP	22 JUN 1998	6	1:54.55 Q
3	284	SELIVANOV Ilya	RUS	7 JAN 1997	2	1:54.84 q SB
4	256	GHEBAN Madalin Dorian	ROU	1997	2	1:55.36 Q
5	218	MICKUS Benediktas	LTU	26 MAR 1997	8	1:55.71 Q SB
6	274	LUTSKOV Aleksey	RUS	28 MAR 1997	5	1:56.10 Q
7	238	KULIGA Marcin	POL	16 JAN 1997	6	1:56.17 Q
8	104	DHAINAUT Clement	FRA	22 JAN 1997	3	1:56.25 q
9	225	GODOROJA Marin	MDA	1 FEB 1997	7	1:56.25
10	183	BEGGIATO Luca	ITA	24 JAN 1997	3	1:56.55
11	160	SÜLI Richárd	HUN	7 AUG 1998	4	1:56.75
12	306	ARGUN Ferhat	TUR	4 JAN 1997	8	1:57.42
13	68	JØHNK Søren Bøge Edlund	DEN	13 FEB 1997	5	1:57.66
14	84	MOCHOLI Jose	ESP	30 JAN 1997	4	1:57.92
15	292	RAKUŠCEK Cene	SLO	1997	5	1:57.95
16	155	OTT Benjámín	HUN	17 SEP 1998	4	1:58.34
17	215	KOLENDA Ernest	LTU	1 FEB 1998	7	1:58.75 SB
18	176	JÓNSSON Ernir	ISL	1997	7	2:00.45
19	177	PÉTURSSON Viktor Orri	ISL	1997	6	2:01.16
20	28	GEYBIYEV Arif	AZE	6 JUN 1997	8	2:09.35
21	25	ALIYEV Zaur	AZE	12 DEC 1997	2	2:11.73

### 800m Boys

#### Round 1 Heat 1/3

31 MAY 2014 / 12:40

Rank	Bib	Name	Nat	Date of Birth	Lane	Result
1	274	LUTSKOV Aleksey	RUS	28 MAR 1997	5	1:56.10 Q
2	238	KULIGA Marcin	POL	16 JAN 1997	6	1:56.17 Q
3	104	DHAINAUT Clement	FRA	22 JAN 1997	3	1:56.25 q
4	306	ARGUN Ferhat	TUR	4 JAN 1997	8	1:57.42
5	84	MOCHOLI Jose	ESP	30 JAN 1997	4	1:57.92
6	176	JÓNSSON Ernir	ISL	1997	7	2:00.45
7	25	ALIYEV Zaur	AZE	12 DEC 1997	2	2:11.73

Intermediate times: 400m 1:00.11 84 MOCHOLI Jose (ESP)  
600m 1:28.59 84 MOCHOLI Jose (ESP)

### 800m Boys


#### Round 1 Heat 2/3

31 MAY 2014 / 12:47

Rank	Bib	Name	Nat	Date of Birth	Lane	Result
1	298	ELMER Tom	SUI	1 APR 1997	3	1:54.44 Q
2	76	FONTES Ignacio	ESP	22 JUN 1998	6	1:54.55 Q
3	284	SELIVANOV Ilya	RUS	7 JAN 1997	2	1:54.84 q SB
4	160	SÜLI Richárd	HUN	7 AUG 1998	4	1:56.75
5	68	JØHNK Søren Bøge Edlund	DEN	13 FEB 1997	5	1:57.66
6	215	KOLENDA Ernest	LTU	1 FEB 1998	7	1:58.75 SB
7	28	GEYBIYEV Arif	AZE	6 JUN 1997	8	2:09.35

Intermediate times: 400m 57.01 284 SELIVANOV Ilya (RUS)  
600m 1:26.05 298 ELMER Tom (SUI)

INTERNET Service: <http://eyot2014baku.com/>

Timing, Measurement & Data Service by  SWISS TIMING

printed at SUN 1 JUN 2014 19:17

Page 6 of 65

## Results

### 800m Boys

#### Round 1 Heat 3/3

31 MAY 2014 / 12:54

Rank	Bib	Name	Nat	Date of Birth	Lane	Result		
1	256	GHEBAN Madalin Dorian	ROU	1997	2	1:55.36	Q	
2	218	MICKUS Benediktas	LTU	26 MAR 1997	8	1:55.71	Q	SB
3	225	GODOROJA Marin	MDA	1 FEB 1997	7	1:56.25		
4	183	BEGGIATO Luca	ITA	24 JAN 1997	3	1:56.55		
5	292	RAKUŠCEK Cene	SLO	1997	5	1:57.95		
6	155	OTT Benjámín	HUN	17 SEP 1998	4	1:58.34		
7	177	PÉTURSSON Viktor Orri	ISL	1997	6	2:01.16		

Intermediate times: 400m 57.52 218 MICKUS Benediktas (LTU)  
600m 1:27.14 256 GHEBAN Madalin Dorian (ROU)

Qualified: First 2 in each heat (Q) and 2 best performers (q) advance to the Final

### 800m Boys

#### Final

1 JUN 2014 / 18:10

Rank	Bib	Name	Nat	Date of Birth	Lane	Result		
1	218	MICKUS Benediktas	LTU	26 MAR 1997	2	1:52.29		PB
2	284	SELIVANOV Ilya	RUS	7 JAN 1997	7	1:52.51		PB
3	256	GHEBAN Madalin Dorian	ROU	1997	5	1:52.90		
4	298	ELMER Tom	SUI	1 APR 1997	4	1:53.12		SB
5	76	FONTES Ignacio	ESP	22 JUN 1998	3	1:53.50		
6	104	DHAINAUT Clement	FRA	22 JAN 1997	6	1:53.68		
7	238	KULIGA Marcin	POL	16 JAN 1997	8	1:53.79		
8	274	LUTSKOV Aleksey	RUS	28 MAR 1997	1	1:53.85		PB

Intermediate times: 400m 54.84 298 ELMER Tom (SUI)  
600m 1:24.12 298 ELMER Tom (SUI)


### 1500m Boys

#### Round 1

30 MAY 2014 / 18:45

Rank	Bib	Name	Nat	Date of Birth	Order	Result		
1	317	OTI Omer	TUR	10 FEB 1998	7	3:59.46	Q	
2	326	ALIKSIICHUK Andrii	UKR	4 SEP 1997	8	4:00.09	Q	
3	229	BORKOWSKI Mateusz	POL	2 APR 1997	7	4:00.66	Q	
3	111	MISCHLER Baptiste	FRA	23 NOV 1997	1	4:00.66	Q	
5	311	GEDIKLIOGLU Abdurrahman	TUR	1 JAN 1998	5	4:00.85	Q	
6	86	NOVALES Tariku	ESP	8 MAR 1998	4	4:01.05	Q	
7	82	MASEDA Ivo	ESP	11 MAR 1997	6	4:01.41	Q	
8	197	USAI Riccardo	ITA	24 NOV 1997	6	4:01.61	Q	
9	271	KROPP Andrey	RUS	21 AUG 1998	3	4:01.99	q	SB
10	47	DELIBASHEV Spasimir	BUL	15 MAR 1997	5	4:03.29	Q	
11	167	CROWE William	IRL	1997	2	4:03.73	q	
12	254	CRECAN Raul Daniel	ROU	26 SEP 1997	3	4:05.61	q	
13	152	LENDVAI András	HUN	24 JAN 1998	2	4:09.20	q	
14	265	STOEAN Cristian	ROU	27 APR 1997	1	4:09.84		
15	26	ARANOVICH Andrey	AZE	3 MAR 1998	4	4:25.69		

INTERNET Service: <http://eyot2014baku.com/>

Timing, Measurement & Data Service by  SWISS TIMING

printed at SUN 1 JUN 2014 19:17

Page 7 of 65

## Results

### 1500m Boys

#### Round 1 Heat 1/2

30 MAY 2014 / 18:45

Rank	Bib	Name	Nat	Date of Birth	Order	Result	
1	317	OTI Omer	TUR	10 FEB 1998	7	3:59.46	Q
2	111	MISCHLER Baptiste	FRA	23 NOV 1997	1	4:00.66	Q
3	82	MASEDA Ivo	ESP	11 MAR 1997	6	4:01.41	Q
4	47	DELIBASHEV Spasimir	BUL	15 MAR 1997	5	4:03.29	Q
5	167	CROWE William	IRL	1997	2	4:03.73	q
6	254	CRECAN Raul Daniel	ROU	26 SEP 1997	3	4:05.61	q
7	26	ARANOVICH Andrey	AZE	3 MAR 1998	4	4:25.69	

Intermediate times: 400m 1:03.31 111 MISCHLER Baptiste (FRA)  
800m 2:11.95 317 OTI Omer (TUR)  
1200m 3:15.94 111 MISCHLER Baptiste (FRA)

### 1500m Boys

#### Round 1 Heat 2/2

30 MAY 2014 / 18:55

Rank	Bib	Name	Nat	Date of Birth	Order	Result	
1	326	ALIKSIICHUK Andrii	UKR	4 SEP 1997	8	4:00.09	Q
2	229	BORKOWSKI Mateusz	POL	2 APR 1997	7	4:00.66	Q
3	311	GEDIKLIOGLU Abdurrahman	TUR	1 JAN 1998	5	4:00.85	Q
4	86	NOVALES Tariku	ESP	8 MAR 1998	4	4:01.05	Q
5	197	USAI Riccardo	ITA	24 NOV 1997	6	4:01.61	Q
6	271	KROPP Andrey	RUS	21 AUG 1998	3	4:01.99	q SB
7	152	LENDVAI András	HUN	24 JAN 1998	2	4:09.20	q
8	265	STOEAN Cristian	ROU	27 APR 1997	1	4:09.84	

Intermediate times: 400m 1:05.15 311 GEDIKLIOGLU Abdurrahman (TUR)  
800m 2:09.88 311 GEDIKLIOGLU Abdurrahman (TUR)  
1200m 3:14.38 86 NOVALES Tariku (ESP)

Qualified: First 4 in each heat (Q) and 4 best performers (q) advance to the Final

### 1500m Boys


#### Final

1 JUN 2014 / 16:00

Rank	Bib	Name	Nat	Date of Birth	Order	Result	
1	317	OTI Omer	TUR	10 FEB 1998	4	3:52.21	
2	229	BORKOWSKI Mateusz	POL	2 APR 1997	9	3:52.25	
3	111	MISCHLER Baptiste	FRA	23 NOV 1997	6	3:52.56	
4	326	ALIKSIICHUK Andrii	UKR	4 SEP 1997	7	3:57.36	
5	311	GEDIKLIOGLU Abdurrahman	TUR	1 JAN 1998	13	3:57.62	
6	86	NOVALES Tariku	ESP	8 MAR 1998	11	3:58.59	
7	47	DELIBASHEV Spasimir	BUL	15 MAR 1997	5	3:59.34	
8	197	USAI Riccardo	ITA	24 NOV 1997	8	4:00.48	
9	82	MASEDA Ivo	ESP	11 MAR 1997	12	4:03.20	
10	271	KROPP Andrey	RUS	21 AUG 1998	3	4:03.49	
11	254	CRECAN Raul Daniel	ROU	26 SEP 1997	1	4:08.75	
12	152	LENDVAI András	HUN	24 JAN 1998	2	4:13.05	
13	167	CROWE William	IRL	1997	10	4:22.03	

Intermediate times: 400m 1:01.92 311 GEDIKLIOGLU Abdurrahman (TUR)  
800m 2:04.97 311 GEDIKLIOGLU Abdurrahman (TUR)  
1200m 3:09.31 229 BORKOWSKI Mateusz (POL)

INTERNET Service: <http://eyot2014baku.com/>

Timing, Measurement & Data Service by  SWISS TIMING

printed at SUN 1 JUN 2014 19:17

Page 8 of 65



Results

3000m Boys

Final

31 MAY 2014 / 18:30

Rank	Bib	Name	Nat	Date of Birth	Order	Result	
1	94	TORRENTS Jordi	ESP	25 SEP 1997	1	8:20.89	CR
2	106	EL BOUJAJI Mohamed-Amine	FRA	1997	15	8:21.78	PB
3	192	RIVA Pietro	ITA	1 MAY 1997	5	8:29.43	PB
4	281	PLOKHOTNIKOV Konstantin	RUS	24 MAR 1997	16	8:29.79	PB
5	171	MURCHAN Pierre	IRL	6 MAY 1997	14	8:32.59	PB
6	78	GONZALEZ Miguel	ESP	19 FEB 1998	10	8:38.52	
7	69	LINDGREEN Andreas Holst	DEN	18 FEB 1998	8	8:39.22	PB
8	70	ROSBO Joachim Weel	DEN	23 FEB 1997	6	8:39.74	PB
9	314	KARAGOZ Ramazan	TUR	11 APR 1997	4	8:46.95	
10	136	PAPOULIAS Anastasiós	GRE	1997	11	8:54.98	
11	265	STOEAN Cristian	ROU	27 APR 1997	18	8:59.12	
12	129	CHRISTOPOULOS Christos	GRE	4 MAY 1998	12	9:11.59	
13	144	BERTALAN Renátó	HUN	1 SEP 1997	13	9:22.75	
14	52	EVACIC Emanuel	CRO	16 NOV 1997	3	9:29.52	
	34	BOULVIN Dorian	BEL	1997	17	DNF	
	252	CHIS Laviniiu Madalin	ROU	17 MAR 1997	2	DNF	
	35	CUKOVIC Stefan	BIH	21 DEC 1997	7	DNF	
	317	OTI Omer	TUR	10 FEB 1998	9	DQ	

Intermediate times: 1000m 2:49.58 281 PLOKHOTNIKOV Konstantin (RUS)  
2000m 5:41.93 281 PLOKHOTNIKOV Konstantin (RUS)


110m Hurdles Boys

Round 1

31 MAY 2014 / 17:15

Rank	Bib	Name	Nat	Date of Birth	Lane	Result	
1	246	ZEBROWSKI Dawid	POL	8 AUG 1997	7	13.54	Q CR,EYL
2	77	GARRANTXO Juan José	ESP	27 JUN 1997	5	13.65	Q PB
3	125	HANNEMANN Henrik	GER	19 JUL 1997	2	13.66	Q
4	38	ANDRALOITS Maksim	BLR	17 JUN 1997	3	13.77	q PB
5	287	YEGOROV Gleb	RUS	27 JUN 1997	8	13.83	q PB
6	66	SKLENÁR David	CZE	22 JUN 1997	2	13.84	Q PB
7	305	AKIN Harun	TUR	3 MAR 1998	7	13.89	PB
8	65	PULÍCEK Tomáš	CZE	29 APR 1997	4	13.93	Q
9	261	NEDELUCU Cristian Florentin	ROU	13 FEB 1997	3	13.98	PB
10	186	CESCA Nicola	ITA	11 APR 1997	4	14.08	PB
11	110	MABILA Peniel	FRA	28 FEB 1997	4	14.12	PB
11	194	SEGALE Gabriele	ITA	2 MAR 1997	7	14.12	Q PB
13	251	CHIORPEC Mihai Vlad	ROU	1997	2	14.27	
14	85	MORENO Ignacio	ESP	16 FEB 1997	5	14.31	
15	109	LEFEUVRE Alban	FRA	6 AUG 1997	6	14.38	
16	24	SKALVY Gordon	AUT	5 MAR 1997	5	14.40	
17	300	MELUS Matus	SVK	30 APR 1998	6	14.55	PB
18	211	ZINGIS Edgars	LAT	20 JAN 1997	6	14.77	
19	51	DJUKIC Ivan	CRO	26 JUN 1997	3	14.96	

INTERNET Service: <http://eyot2014baku.com/>

Timing, Measurement & Data Service by  SWISS TIMING

printed at SUN 1 JUN 2014 19:17

Page 9 of 65

## Results

### 110m Hurdles Boys

#### Round 1 Heat 1/3

31 MAY 2014 / 17:15

Wind: +0.8 m/s

Rank	Bib	Name	Nat	Date of Birth	Lane	Reaction time	Result		
1	246	ZEBROWSKI Dawid	POL	8 AUG 1997	7	0.144	13.54	Q	CR,EYL
2	125	HANNEMANN Henrik	GER	19 JUL 1997	2	0.199	13.66	Q	
3	38	ANDRALOITS Maksim	BLR	17 JUN 1997	3	0.163	13.77	q	PB
4	287	YEGOROV Gleb	RUS	27 JUN 1997	8	0.160	13.83	q	PB
5	110	MABILA Peniel	FRA	28 FEB 1997	4	0.146	14.12		PB
6	85	MORENO Ignacio	ESP	16 FEB 1997	5	0.177	14.31		
7	211	ZINGIS Edgars	LAT	20 JAN 1997	6	0.178	14.77		

### 110m Hurdles Boys

#### Round 1 Heat 2/3

31 MAY 2014 / 17:21

Wind: +0.4 m/s

Rank	Bib	Name	Nat	Date of Birth	Lane	Reaction time	Result		
1	77	GARRANTXO Juan José	ESP	27 JUN 1997	5	0.146	13.65	Q	PB
2	66	SKLENÁR David	CZE	22 JUN 1997	2	0.199	13.84	Q	PB
3	305	AKIN Harun	TUR	3 MAR 1998	7	0.160	13.89		PB
4	261	NEDELUCU Cristian Florentin	ROU	13 FEB 1997	3	0.131	13.98		PB
5	186	CESCA Nicola	ITA	11 APR 1997	4	0.169	14.08		PB
6	300	MELUS Matus	SVK	30 APR 1998	6	0.183	14.55		PB

### 110m Hurdles Boys

#### Round 1 Heat 3/3

31 MAY 2014 / 17:27

Wind: -1.6 m/s

Rank	Bib	Name	Nat	Date of Birth	Lane	Reaction time	Result		
1	65	PULÍCEK Tomáš	CZE	29 APR 1997	4	0.172	13.93	Q	
2	194	SEGALE Gabriele	ITA	2 MAR 1997	7	0.198	14.12	Q	PB
3	251	CHIORPEC Mihai Vlad	ROU	1997	2	0.168	14.27		
4	109	LEFEUVRE Alban	FRA	6 AUG 1997	6	0.176	14.38		
5	24	SKALVY Gordon	AUT	5 MAR 1997	5	0.173	14.40		
6	51	DJUKIC Ivan	CRO	26 JUN 1997	3	0.162	14.96		

Qualified: First 2 in each heat (Q) and 2 best performers (q) advance to the Final

### 110m Hurdles Boys


#### Final

1 JUN 2014 / 16:40

Wind: -1.2 m/s

Rank	Bib	Name	Nat	Date of Birth	Lane	Reaction time	Result		
1	77	GARRANTXO Juan José	ESP	27 JUN 1997	4	0.172	13.58		PB
2	125	HANNEMANN Henrik	GER	19 JUL 1997	5	0.178	13.59		PB
3	246	ZEBROWSKI Dawid	POL	8 AUG 1997	6	0.185	13.74		
4	38	ANDRALOITS Maksim	BLR	17 JUN 1997	2	0.167	13.75		PB
5	65	PULÍCEK Tomáš	CZE	29 APR 1997	3	0.158	14.01		
6	66	SKLENÁR David	CZE	22 JUN 1997	7		14.02		
7	287	YEGOROV Gleb	RUS	27 JUN 1997	1	0.172	14.07		
	194	SEGALE Gabriele	ITA	2 MAR 1997	8	0.192	DNF		

INTERNET Service: <http://eyot2014baku.com/>

Timing, Measurement & Data Service by  SWISS TIMING

printed at SUN 1 JUN 2014 19:17

Page 10 of 65

## Results

### 400m Hurdles Boys

#### Round 1

30 MAY 2014 / 17:45

Rank	Bib	Name	Nat	Date of Birth	Lane	Result		
1	102	COROLLER Victor	FRA	21 SEP 1997	2	52.02	Q	EYL
2	22	HUFNAGL Dominik	AUT	10 JAN 1997	7	52.93	Q	PB
3	107	GOUACIDE Florian	FRA	20 JAN 1997	4	53.30	Q	
4	134	LEVANTÍNOS Dimitrios	GRE	1997	6	53.41	Q	=PB
5	331	KLOPENKO Oleksandr	UKR	8 FEB 1997	5	53.54	q	
6	330	CHESAK Mykyta	UKR	12 APR 1997	4	53.79	Q	
7	62	MONZAR Daniel	CZE	1997	3	54.14	Q	
8	232	GALIKOWSKI Michal	POL	17 JAN 1997	3	54.21	q	
9	59	VASILEIOU Anastasios	CYP	26 APR 1997	3	54.31		
10	273	LOGINOV Ivan	RUS	19 JUN 1997	7	54.36		
11	50	CUKMAN Hrvoje	CRO	28 MAY 1998	2	55.10		
12	290	OMERADŽIC Sandi	SLO	18 SEP 1997	6	55.13		PB
13	165	VARGA Dániel	HUN	25 MAY 1997	7	55.22		
14	324	YILMAZ Mustafa	TUR	16 NOV 1997	2	55.23		
15	207	SINCUKOVŠ Maksims	LAT	26 JUN 1998	5	55.37		
16	270	BOBYR Mikhail	RUS	20 NOV 1997	4	55.75		
17	61	MACH Matej	CZE	17 NOV 1997	5	56.40		
18	174	JONATANSSON Vladimar Fridrik	ISL	3 MAR 1997	6	58.37		SB

### 400m Hurdles Boys

#### Round 1 Heat 1/3

30 MAY 2014 / 17:45

Rank	Bib	Name	Nat	Date of Birth	Lane	Reaction time	Result	
1	22	HUFNAGL Dominik	AUT	10 JAN 1997	7	0.169	52.93	Q PB
2	62	MONZAR Daniel	CZE	1997	3	0.188	54.14	Q
3	290	OMERADŽIC Sandi	SLO	18 SEP 1997	6	0.187	55.13	PB
4	324	YILMAZ Mustafa	TUR	16 NOV 1997	2	0.194	55.23	
5	207	SINCUKOVŠ Maksims	LAT	26 JUN 1998	5	0.163	55.37	
6	270	BOBYR Mikhail	RUS	20 NOV 1997	4	0.210	55.75	

### 400m Hurdles Boys

#### Round 1 Heat 2/3

30 MAY 2014 / 17:52

Rank	Bib	Name	Nat	Date of Birth	Lane	Reaction time	Result	
1	107	GOUACIDE Florian	FRA	20 JAN 1997	4	0.181	53.30	Q
2	134	LEVANTÍNOS Dimitrios	GRE	1997	6	0.205	53.41	Q =PB
3	331	KLOPENKO Oleksandr	UKR	8 FEB 1997	5	0.217	53.54	q
4	59	VASILEIOU Anastasios	CYP	26 APR 1997	3	0.172	54.31	
5	273	LOGINOV Ivan	RUS	19 JUN 1997	7	0.186	54.36	
6	50	CUKMAN Hrvoje	CRO	28 MAY 1998	2	0.195	55.10	

### 400m Hurdles Boys


#### Round 1 Heat 3/3

30 MAY 2014 / 17:59

Rank	Bib	Name	Nat	Date of Birth	Lane	Reaction time	Result	
1	102	COROLLER Victor	FRA	21 SEP 1997	2	0.216	52.02	Q EYL
2	330	CHESAK Mykyta	UKR	12 APR 1997	4	0.168	53.79	Q
3	232	GALIKOWSKI Michal	POL	17 JAN 1997	3	0.154	54.21	q
4	165	VARGA Dániel	HUN	25 MAY 1997	7	0.173	55.22	
5	61	MACH Matej	CZE	17 NOV 1997	5	0.210	56.40	
6	174	JONATANSSON Vladimar Fridrik	ISL	3 MAR 1997	6	0.178	58.37	SB

Qualified: First 2 in each heat (Q) and 2 best performers (q) advance to the Final

INTERNET Service: <http://eyot2014baku.com/>

Timing, Measurement & Data Service by  SWISS TIMING

printed at SUN 1 JUN 2014 19:17

Page 11 of 65

## Results

### 400m Hurdles Boys

Final 1 JUN 2014 / 15:20

Rank	Bib	Name	Nat	Date of Birth	Lane	Reaction time	Result	
1	102	COROLLER Victor	FRA	21 SEP 1997	5	0.190	51.51	EYL
2	22	HUFNAGL Dominik	AUT	10 JAN 1997	3	0.164	51.80	PB
3	134	LEVANTÍNOS Dimitrios	GRE	1997	6	0.176	52.43	PB
4	107	GOUACIDE Florian	FRA	20 JAN 1997	4	0.172	52.54	
5	62	MONZAR Daniel	CZE	1997	8	0.234	52.84	PB
6	330	CHESAK Mykyta	UKR	12 APR 1997	7	0.181	53.23	
7	232	GALIKOWSKI Michal	POL	17 JAN 1997	1	0.169	53.62	
8	331	KLOPENKO Oleksandr	UKR	8 FEB 1997	2	0.268	54.07	


### 2000m Steeplechase Boys

Final 1 JUN 2014 / 17:30

Rank	Bib	Name	Nat	Date of Birth	Order	Result	
1	113	PONTIER Anthony	FRA	12 SEP 1997	3	5:50.80	CR,EYL
2	88	RODRIGUEZ Alexis	ESP	19 APR 1997	5	5:50.91	PB
3	46	BALABANOV Ivo	BUL	21 FEB 1997	1	5:54.23	PB
4	282	RAKHMANOV Ruslan	RUS	24 APR 1997	6	6:01.79	PB
5	72	BEN Adrian	ESP	4 AUG 1998	7	6:04.92	
6	60	KOTEK David	CZE	17 NOV 1997	10	6:05.10	
7	323	ÜLGER Oguzhan	TUR	27 JAN 1997	2	6:07.98	
8	337	PASEVIN Maksym	UKR	10 JUN 1997	11	6:13.50	
9	301	MITAŠÍK Andrej	SVK	5 DEC 1998	4	6:19.91	PB
10	321	TAN Samet	TUR	4 FEB 1998	13	6:20.48	
11	297	VLADISAVLJEVIC Milan	SRB	1998	12	6:27.61	
12	162	SZÁNTÓ Bence	HUN	4 JAN 1997	9	6:31.32	
13	30	MALIKOV Samir	AZE	19 MAR 1997	8	7:04.79	

Intermediate times: 1000m 2:53.54 46 BALABANOV Ivo (BUL)

INTERNET Service: <http://eyot2014baku.com/>

Timing, Measurement & Data Service by  SWISS TIMING

printed at SUN 1 JUN 2014 19:17

Page 12 of 65

## Results

### High Jump Boys


#### Qualification

31 MAY 2014 / 12:00

Rank	Bib	Name	Nat	Date of Birth	Order	Result	
1	327	BARANNIKOV Oleksandr	UKR	23 JAN 1997	6	2.05	Q
2	304	ACET Alperen	TUR	2 APR 1998	9	2.02	q
2	131	FRAGOGOLOU Yeóryios	GRE	1997	11	2.02	q
2	148	HORVÁTH Csaba	HUN	24 JAN 1997	8	2.02	q
2	237	KOPALA Igor	POL	4 AUG 1997	3	2.02	q
2	275	LYSENKO Danyil	RUS	19 MAY 1997	5	2.02	q
2	195	SOTTILE Stefano	ITA	26 JAN 1998	4	2.02	q
8	169	MAHON Donagh	IRL	18 JUN 1997	9	2.02	q SB
8	170	MARKS Keith	IRL	1997	10	2.02	q SB
10	224	KIFFER Ben	LUX	18 JUL 1997	5	2.02	q
11	258	MANEA Ionut Cristian	ROU	1997	10	2.02	q
12	236	KOBIELSKI Norbert	POL	28 JAN 1997	2	2.02	q
13	333	KUZMINOV Roman	UKR	1998	3	1.99	
14	81	MARTINEZ Alvaro	ESP	7 JAN 1997	1	1.99	
15	289	LUXA Axel	SLO	15 AUG 1997	11	1.99	
16	208	SULAINIS Martinš	LAT	22 FEB 1997	7	1.99	
17	255	DUDUC Nicusor Alexandru	ROU	1997	2	1.96	
18	214	GRICIUS Dovydas	LTU	2 JUN 1997	12	1.96	SB
19	295	DJUKIC Zaviša	SRB	27 SEP 1997	7	1.93	
19	312	GÖZEL Serkan	TUR	25 SEP 1997	8	1.93	
21	211	ZINGIS Edgars	LAT	20 JAN 1997	6	1.93	
22	145	DUDÁS Máté	HUN	12 FEB 1997	4	1.85	
	228	STOJANOVIKJ Nikola	MKD	6 FEB 1997	1	NM	

	1.85	1.90	1.93	1.96	1.99	2.02	2.05
1 327 BARANNIKOV O	-	o	-	o	o	-	xo
2 304 ACET Alperen	-	o	-	-	-	o	-
2 131 FRAGOGOLOU Y	o	o	o	o	o	o	
2 148 HORVÁTH Csaba	o	o	o	o	o	o	-
2 237 KOPALA Igor	-	-	-	o	o	o	-
2 275 LYSENKO Danyil	-	o	-	o	o	o	
2 195 SOTTILE Stefano	-	o	-	o	-	o	-
8 169 MAHON Donagh	-	-	-	xo	o	o	
8 170 MARKS Keith	o	o	-	o	xo	o	-
10 224 KIFFER Ben	o	xxo	-	o	o	o	-
11 258 MANEA I	-	o	o	xo	xxo	o	
12 236 KOBIELSKI Norbert	-	-	o	o	o	xo	
13 333 KUZMINOV Roman	-	o	o	o	o	xxx	
14 81 MARTINEZ Alvaro	-	-	o	xxo	o	xxx	
15 289 LUXA Axel	-	o	o	o	xo	xxx	
16 208 SULAINIS Martinš	o	o	xo	o	xo	xxx	
17 255 DUDUC N	-	o	o	xo	xxx		
18 214 GRICIUS Dovydas	o	o	o	xxo	xxx		
19 295 DJUKIC Zaviša	o	xo	o	-	xxx		
19 312 GÖZEL Serkan	-	xo	o	-	xxx		
21 211 ZINGIS Edgars	o	o	xo	xxx			
22 145 DUDÁS Máté	o	xxx					
228 STOJANOVIKJ Nikola	xxx						

INTERNET Service: <http://eyot2014baku.com/>

Timing, Measurement & Data Service by  SWISS TIMING

printed at SUN 1 JUN 2014 19:17

Page 13 of 65

## Results

### High Jump Boys

#### Qualification Group A

31 MAY 2014 / 12:00

Rank	Bib	Name	Nat	Date of Birth	Order	Result
1	131	FRAGOGOLOU Yeóryios	GRE	1997	11	2.02 q
1	275	LYSENKO Danyil	RUS	19 MAY 1997	5	2.02 q
3	169	MAHON Donagh	IRL	18 JUN 1997	9	2.02 q SB
4	258	MANEA Ionut Cristian	ROU	1997	10	2.02 q
5	236	KOBIELSKI Norbert	POL	28 JAN 1997	2	2.02 q
6	333	KUZMINOV Roman	UKR	1998	3	1.99
7	81	MARTINEZ Alvaro	ESP	7 JAN 1997	1	1.99
8	295	DJUKIC Zaviša	SRB	27 SEP 1997	7	1.93
8	312	GÖZEL Serkan	TUR	25 SEP 1997	8	1.93
10	211	ZINGIS Edgars	LAT	20 JAN 1997	6	1.93
11	145	DUDÁS Máté	HUN	12 FEB 1997	4	1.85

			1.85	1.90	1.93	1.96	1.99	2.02
1	131	FRAGOGOLOU Y	0	0	0	0	0	0
1	275	LYSENKO Danyil	-	0	-	0	0	0
3	169	MAHON Donagh	-	-	-	xo	0	0
4	258	MANEA I	-	0	0	xo	xxo	0
5	236	KOBIELSKI Norbert	-	-	0	0	0	xo
6	333	KUZMINOV Roman	-	0	0	0	0	xxx
7	81	MARTINEZ Alvaro	-	-	0	xxo	0	xxx
8	295	DJUKIC Zaviša	0	xo	0	-	xxx	-
8	312	GÖZEL Serkan	-	xo	0	-	xxx	-
10	211	ZINGIS Edgars	0	0	xo	xxx	-	-
11	145	DUDÁS Máté	0	xxx	-	-	-	-

### High Jump Boys

#### Qualification Group B


31 MAY 2014 / 12:00

Rank	Bib	Name	Nat	Date of Birth	Order	Result
1	327	BARANNIKOV Oleksandr	UKR	23 JAN 1997	6	2.05 Q
2	304	ACET Alperen	TUR	2 APR 1998	9	2.02 q
2	148	HORVÁTH Csaba	HUN	24 JAN 1997	8	2.02 q
2	237	KOPALA Igor	POL	4 AUG 1997	3	2.02 q
2	195	SOTTILE Stefano	ITA	26 JAN 1998	4	2.02 q
6	170	MARKS Keith	IRL	1997	10	2.02 q SB
7	224	KIFFER Ben	LUX	18 JUL 1997	5	2.02 q
8	289	LUXA Axel	SLO	15 AUG 1997	11	1.99
9	208	SULAINIS Martinš	LAT	22 FEB 1997	7	1.99
10	255	DUDUC Nicusor Alexandru	ROU	1997	2	1.96
11	214	GRICIUS Dovydas	LTU	2 JUN 1997	12	1.96 SB
	228	STOJANOVIKJ Nikola	MKD	6 FEB 1997	1	NM

			1.85	1.90	1.93	1.96	1.99	2.02	2.05
1	327	BARANNIKOV O	-	0	-	0	0	-	xo
2	304	ACET Alperen	-	0	-	-	-	0	-
2	148	HORVÁTH Csaba	0	0	0	0	0	0	-
2	237	KOPALA Igor	-	-	-	0	0	0	-
2	195	SOTTILE Stefano	-	0	-	0	-	0	-
6	170	MARKS Keith	0	0	-	0	xo	0	-
7	224	KIFFER Ben	0	xxo	-	0	0	0	-
8	289	LUXA Axel	-	0	0	0	xo	xxx	-
9	208	SULAINIS Martinš	0	0	xo	0	xo	xxx	-
10	255	DUDUC N	-	0	0	xo	xxx	-	-
11	214	GRICIUS Dovydas	0	0	0	xxo	xxx	-	-
	228	STOJANOVIKJ Nikola	xxx	-	-	-	-	-	-

Qualified: qualifying perf. 2.05 (Q) or 12 best performers (q) to the advance to the Final

INTERNET Service: <http://eyot2014baku.com/>

Timing, Measurement & Data Service by  SWISS TIMING

printed at SUN 1 JUN 2014 19:17

Page 14 of 65

## Results

### High Jump Boys

Final 1 JUN 2014 / 17:00

Rank	Bib	Name	Nat	Date of Birth	Order	Result	
1	275	LYSENKO Danyil	RUS	19 MAY 1997	7	2.24	CR,EYL
2	327	BARANNIKOV Oleksandr	UKR	23 JAN 1997	8	2.14	
3	237	KOPALA Igor	POL	4 AUG 1997	9	2.10	PB
4	304	ACET Alperen	TUR	2 APR 1998	12	2.08	PB
5	195	SOTTILE Stefano	ITA	26 JAN 1998	4	2.08	
6	236	KOBIELSKI Norbert	POL	28 JAN 1997	3	2.06	
7	169	MAHON Donagh	IRL	18 JUN 1997	2	2.06	SB
8	148	HORVÁTH Csaba	HUN	24 JAN 1997	10	2.06	
9	131	FRAGOGOLOU Yeóryios	GRE	1997	1	2.06	
10	170	MARKS Keith	IRL	1997	11	2.03	=PB
11	258	MANEA Ionut Cristian	ROU	1997	5	1.99	
12	224	KIFFER Ben	LUX	18 JUL 1997	6	1.99	

			1.90	1.95	1.99	2.03	2.06	2.08	2.10	2.12	2.14	2.16	2.21	2.24	2.26
1	275	LYSENKO Danyil	o	-	o	o	o	o	o	o	o	o	o	o	xxx
2	327	BARANNIKOV O	-	o	o	o	o	xo	o	xxo	o	xxx			
3	237	KOPALA Igor	-	o	xo	o	-	o	xxo	xxx					
4	304	ACET Alperen	-	o	-	xxo	o	o	xxx						
5	195	SOTTILE Stefano	o	-	o	xo	xo	xxo	xxx						
6	236	KOBIELSKI Norbert	-	o	o	o	o	x-	xx						
7	169	MAHON Donagh	-	o	o	xxo	xo	xxx							
8	148	HORVÁTH Csaba	o	o	o	o	xxo	xxx							
9	131	FRAGOGOLOU Y	o	o	xxo	o	xxo	xxx							
10	170	MARKS Keith	o	xxo	xxo	o	xxx								
11	258	MANEA I	o	o	o	xxx									
12	224	KIFFER Ben	o	o	xxo	xxx									


### Pole Vault Boys

Final 31 MAY 2014 / 15:30

Rank	Bib	Name	Nat	Date of Birth	Order	Result	
1	286	SHCHERBAKOV Vladimir	RUS	8 JAN 1997	7	5.00	=CR
2	141	TRIADAFÍLLOU Yeóryios	GRE	1997	4	4.95	PB
3	268	AKINSHIN Denis	RUS	6 MAY 1998	1	4.90	=PB
4	103	COTTIN Pierre	FRA	26 JAN 1998	9	4.85	PB
5	74	DEL CERRO Noel	ESP	16 JUN 1997	6	4.70	
6	97	MOLDAU Sander	EST	9 JAN 1998	5	4.60	
7	133	KOLOMVÁKIS Kiriákos	GRE	7 MAR 1997	2	4.60	
8	336	MALYKHIN Vladyslav	UKR	15 JAN 1998	8	4.60	=PB
9	185	CAPELLO Matteo Cristoforo	ITA	22 APR 1997	10	4.50	
10	178	GOLDOVSKY Denis	ISR	8 OCT 1997	11	4.50	
11	143	BARCSAY Csanád	HUN	4 APR 1997	13	4.50	
12	322	TILKI Mustafa	TUR	2 JAN 1997	3	4.40	
13	49	BUHIN Danijel	CRO	31 DEC 1997	12	4.20	

			4.00	4.20	4.40	4.50	4.60	4.65	4.70	4.75	4.80	4.85	4.90	4.95	5.00	5.05	5.10
1	286	SHCHERBAKOV V	-	-	-	xo	o	-	o	-	o	-	o	-	xo	-	xxx
2	141	TRIADAFÍLLOU Y	-	-	-	o	o	o	-	o	-	xx-	o	xxo	x-	xx	
3	268	AKINSHIN Denis	-	-	-	-	o	-	-	-	o	-	o	-	xx-	x	
4	103	COTTIN Pierre	-	-	xo	-	o	-	-	xxo	-	xo	-	xx-	x		
5	74	DEL CERRO Noel	-	-	-	o	o	-	o	-	xxx						
6	97	MOLDAU Sander	-	-	o	o	o	r									
7	133	KOLOMVÁKIS K	-	-	-	o	xo	x-	xx								
8	336	MALYKHIN Vladyslav	-	o	o	xo	xxo	xxx									
9	185	CAPELLO M	-	-	o	o	xxx										
10	178	GOLDOVSKY Denis	-	o	xo	o	xxx										
11	143	BARCSAY Csanád	-	xo	xo	xo	xxx										
12	322	TILKI Mustafa	-	-	o	-	xxx										
13	49	BUHIN Danijel	-	xo	xxx												

INTERNET Service: <http://eyot2014baku.com/>

Timing, Measurement & Data Service by  SWISS TIMING

printed at SUN 1 JUN 2014 19:17

Page 15 of 65

## Results

### Long Jump Boys


#### Qualification

30 MAY 2014 / 10:30

Rank	Bib	Name	Nat	Date of Birth	Order	Result		
1	244	WÓJCIK Bartosz	POL	28 DEC 1997	8	7.34	Q	PB
2	95	HAUSENBERG Hans-Christian	EST	18 SEP 1998	11	7.25	Q	PB
3	283	RYAPOLOV Anatoliy	RUS	31 JAN 1997	7	7.23	Q	
4	320	SEYHMUS Yigitalp	TUR	1 JAN 1997	4	7.15	q	
5	249	BITAN Gabriel	ROU	1998	3	7.13	q	
6	276	MARKELOV Mikhail	RUS	1 SEP 1997	7	7.12	q	
7	100	ABELLI Grégory	FRA	6 OCT 1997	6	7.06	q	
8	116	ROUSSEAU-JAMARD Alex	FRA	16 AUG 1997	11	7.02	q	
9	92	SANTOS Hector	ESP	6 JAN 1998	5	7.01	q	
10	193	SANTUZ Gianluca	ITA	13 JUN 1997	8	6.97	q	
11	63	NAVRÁTIL Filip	CZE	19 APR 1997	1	6.95	q	
12	135	PAPADOPOULOS Athanasios	GRE	9 SEP 1997	4	6.89	q	
13	309	ER Necati	TUR	24 FEB 1997	1	6.79		
14	234	JUSZCZAK Tomasz	POL	17 DEC 1997	5	6.78		
15	199	APINIS Reno	LAT	29 AUG 1998	12	6.58		
16	221	PETRUSKEVICIUS Tauras	LTU	12 MAR 1997	10	6.48		
17	220	PETROSEVICIUS Dominykas	LTU	28 JAN 1997	6	6.33		
18	124	TKESHELASHVILI Avtandili	GEO	15 MAR 1998	3	6.33		
19	32	NIKITIN Ilya	AZE	8 OCT 1998	2	5.60		
20	31	MAMMADOV Alisurat	AZE	4 SEP 1998	10	5.03		
	119	KURDGELIA Saba	GEO	8 MAY 1998	9	NM		
	191	PIANTI Andrea	ITA	9 JUN 1997	9	NM		
	21	BASHKU Suad	ALB	26 MAR 1997	2	DNS		

		1	2	3
1	244	WÓJCIK Bartosz	4.91 (-0.1)	7.34 (+0.1)
2	95	HAUSENBERG H	7.25 (-0.1)	
3	283	RYAPOLOV Anatoliy	7.13 (-0.5)	7.23 (0.0)
4	320	SEYHMUS Yigitalp	7.13 (+0.8)	7.15 (+0.3)
5	249	BITAN Gabriel	7.13 (+0.8)	7.07 (-0.3)
6	276	MARKELOV Mikhail	7.12 (+1.2)	6.83 (-0.2)
7	100	ABELLI Grégory	7.01 (+0.8)	x (+0.4)
8	116	ROUSSEAU-JAMARD A	7.02 (+0.1)	7.01 (+1.2)
9	92	SANTOS Hector	7.01 (+0.9)	6.87 (0.0)
10	193	SANTUZ Gianluca	x (+0.5)	x (-0.6)
11	63	NAVRÁTIL Filip	6.73 (+0.9)	6.60 (0.0)
12	135	PAPADOPOULOS A	6.78 (+0.6)	6.89 (-0.7)
13	309	ER Necati	x (+1.5)	x (-0.3)
14	234	JUSZCZAK Tomasz	6.67 (+0.6)	6.78 (+0.1)
15	199	APINIS Reno	6.54 (+0.1)	6.58 (-0.2)
16	221	PETRUSKEVICIUS T	6.48 (+0.4)	x (+0.5)
17	220	PETROSEVICIUS D	6.28 (+0.9)	6.31 (-0.3)
18	124	TKESHELASHVILI A	x (+0.9)	6.33 (-0.5)
19	32	NIKITIN Ilya	x (+1.3)	x (-0.3)
20	31	MAMMADOV Alisurat	5.03 (-0.5)	x (+0.1)
	119	KURDGELIA Saba	x (0.0)	x (-0.1)
	191	PIANTI Andrea	x (-0.1)	x (+0.8)
	21	BASHKU Suad		

INTERNET Service: <http://eyot2014baku.com/>

Timing, Measurement & Data Service by  SWISS TIMING

printed at SUN 1 JUN 2014 19:17

Page 16 of 65



## Results

### Long Jump Boys

#### Qualification Group A

30 MAY 2014 / 10:30

Rank	Bib	Name	Nat	Date of Birth	Order	Result		
1	95	HAUSENBERG Hans-Christian	EST	18 SEP 1998	11	7.25	Q	PB
2	249	BITAN Gabriel	ROU	1998	3	7.13	q	
3	276	MARKELOV Mikhail	RUS	1 SEP 1997	7	7.12	q	
4	100	ABELLI Grégory	FRA	6 OCT 1997	6	7.06	q	
5	193	SANTUZ Gianluca	ITA	13 JUN 1997	8	6.97	q	
6	135	PAPADOPOULOS Athanasios	GRE	9 SEP 1997	4	6.89	q	
7	309	ER Necati	TUR	24 FEB 1997	1	6.79		
8	234	JUSZCZAK Tomasz	POL	17 DEC 1997	5	6.78		
9	199	APINIS Reno	LAT	29 AUG 1998	12	6.58		
10	221	PETRUSKEVICIUS Tauras	LTU	12 MAR 1997	10	6.48		
11	32	NIKITIN Ilya	AZE	8 OCT 1998	2	5.60		
	119	KURDGELIA Saba	GEO	8 MAY 1998	9	NM		

	1	2	3
1	95 HAUSENBERG H	7.25 (-0.1)	
2	249 BITAN Gabriel	7.13 (+0.8)	7.07 (-0.3) x (+0.2)
3	276 MARKELOV Mikhail	7.12 (+1.2)	6.83 (-0.2) x (0.0)
4	100 ABELLI Grégory	7.01 (+0.8)	x (+0.4) 7.06 (-1.1)
5	193 SANTUZ Gianluca	x (+0.5)	x (-0.6) 6.97 (-0.2)
6	135 PAPADOPOULOS A	6.78 (+0.6)	6.89 (-0.7) x (-1.1)
7	309 ER Necati	x (+1.5)	x (-0.3) 6.79 (+0.3)
8	234 JUSZCZAK Tomasz	6.67 (+0.6)	6.78 (+0.1)
9	199 APINIS Reno	6.54 (+0.1)	6.58 (-0.2) 6.51 (+0.3)
10	221 PETRUSKEVICIUS T	6.48 (+0.4)	x (+0.5) 3.92 (-0.3)
11	32 NIKITIN Ilya	x (+1.3)	x (-0.3) 5.60 (+0.7)
	119 KURDGELIA Saba	x (0.0)	x (-0.1)

### Long Jump Boys

#### Qualification Group B


30 MAY 2014 / 10:30

Rank	Bib	Name	Nat	Date of Birth	Order	Result		
1	244	WÓJCIK Bartosz	POL	28 DEC 1997	8	7.34	Q	PB
2	283	RYAPOLOV Anatoliy	RUS	31 JAN 1997	7	7.23	Q	
3	320	SEYHMUS Yigitalp	TUR	1 JAN 1997	4	7.15	q	
4	116	ROUSSEAU-JAMARD Alex	FRA	16 AUG 1997	11	7.02	q	
5	92	SANTOS Hector	ESP	6 JAN 1998	5	7.01	q	
6	63	NAVRÁTIL Filip	CZE	19 APR 1997	1	6.95	q	
7	220	PETROSEVICIUS Dominykas	LTU	28 JAN 1997	6	6.33		
8	124	TKESHELASHVILI Avtandili	GEO	15 MAR 1998	3	6.33		
9	31	MAMMADOV Alisurat	AZE	4 SEP 1998	10	5.03		
	21	BASHKU Suad	ALB	26 MAR 1997	2	DNS		
	191	PIANTI Andrea	ITA	9 JUN 1997	9	NM		

	1	2	3
1	244 WÓJCIK Bartosz	4.91 (-0.1)	7.34 (+0.1)
2	283 RYAPOLOV Anatoliy	7.13 (-0.5)	7.23 (0.0)
3	320 SEYHMUS Yigitalp	7.13 (+0.8)	7.15 (+0.3)
4	116 ROUSSEAU-JAMARD A	7.02 (+0.1)	7.01 (+1.2) 7.08 (+0.3)
5	92 SANTOS Hector	7.01 (+0.9)	6.87 (0.0) 6.97 (-0.2)
6	63 NAVRÁTIL Filip	6.73 (+0.9)	6.60 (0.0) 6.60 (-1.2)
7	220 PETROSEVICIUS D	6.28 (+0.9)	6.31 (-0.3) 6.95 (+0.2)
8	124 TKESHELASHVILI A	x (+0.9)	6.33 (-0.5) 6.33 (+0.1)
9	31 MAMMADOV Alisurat	5.03 (-0.5)	x (+0.1) x (+0.5)
	21 BASHKU Suad		x (-0.2)
	191 PIANI Andrea	x (-0.1)	x (+0.8)

Qualified: qualifying perf. 7.20 (Q) or 12 best performers (q) to the advance to the Final

INTERNET Service: <http://eyot2014baku.com/>

Timing, Measurement & Data Service by  SWISS TIMING

printed at SUN 1 JUN 2014 19:17

Page 17 of 65

## Results

### Long Jump Boys

#### Final

31 MAY 2014 / 18:00

Rank	Bib	Name	Nat	Date of Birth	Order	Result	
1	283	RYAPOLOV Anatoliy	RUS	31 JAN 1997	11	7.79	CR,EYL
2	249	BITAN Gabriel	ROU	1998	2	7.41	=PB
3	244	WÓJCIK Bartosz	POL	28 DEC 1997	3	7.33	
4	116	ROUSSEAU-JAMARD Alex	FRA	16 AUG 1997	4	7.30	PB
5	95	HAUSENBERG Hans-Christian	EST	18 SEP 1998	9	7.27	PB
6	320	SEYHMUS Yigitalp	TUR	1 JAN 1997	8	7.11	
7	193	SANTUZ Gianluca	ITA	13 JUN 1997	7	7.09	
8	276	MARKELOV Mikhail	RUS	1 SEP 1997	5	7.07	
9	135	PAPADOPOULOS Athanasios	GRE	9 SEP 1997	10	7.00	
10	100	ABELLI Grégory	FRA	6 OCT 1997	6	7.00	
11	92	SANTOS Hector	ESP	6 JAN 1998	1	6.89	
12	63	NAVRÁTIL Filip	CZE	19 APR 1997	12	4.86	

	1	2	3	4	5	6
1	283 RYAPOLOV Anatoliy	7.59 (+0.7)	x (+1.1)	7.79 (+0.5)	7.45 (+0.3)	7.67 (0.0)
2	249 BITAN Gabriel	7.10 (+2.1)	7.41 (+1.8)	6.92 (+0.2)	x (-0.5)	x (+1.3)
3	244 WÓJCIK Bartosz	7.33 (+0.4)	7.24 (+2.0)	x (-0.7)	x (+2.5)	x (-0.8)
4	116 ROUSSEAU-JAMARD A	x (-0.4)	7.30 (+0.3)	-	-	-
5	95 HAUSENBERG H	7.04 (-0.3)	7.27 (+0.2)	7.19 (-0.4)	7.27 (+1.6)	7.17 (+0.8)
6	320 SEYHMUS Yigitalp	6.93 (+1.0)	7.11 (+1.8)	6.66 (-1.4)	x (+2.3)	x (-0.1)
7	193 SANTUZ Gianluca	6.69 (-0.5)	7.09 (+2.1)	x (+0.3)	6.47 (+0.7)	6.92 (-1.1)
8	276 MARKELOV Mikhail	x (+0.3)	7.07 (+1.2)	7.02 (+0.5)	6.52 (-2.6)	x (+0.2)
9	135 PAPADOPOULOS A	6.97 (+1.3)	x (-0.6)	7.00 (-0.1)	-	-
10	100 ABELLI Grégory	6.83 (-0.4)	6.71 (-1.4)	7.00 (+0.4)	-	-
11	92 SANTOS Hector	6.55 (-0.4)	6.89 (0.0)	6.84 (+1.4)	-	-
12	63 NAVRÁTIL Filip	4.86 (+1.5)	-	-	-	-


### Triple Jump Boys

#### Qualification

31 MAY 2014 / 10:00

Rank	Bib	Name	Nat	Date of Birth	Order	Result	
1	27	BABAYEV Nazim	AZE	1997	5	15.81	Q CR
2	280	PAVLOV Vitaliy	RUS	12 JAN 1997	7	15.43	Q SB
3	80	KEDAR Alejandro	ESP	26 JAN 1997	4	15.41	Q PB
4	328	BEZNITS Pavlo	UKR	17 JUN 1997	1	15.40	Q
5	115	RAFFIN Melvin	FRA	9 AUG 1998	3	15.39	Q PB
6	128	ANDRIKÓPOULOS Nikólaos	GRE	1997	4	15.34	Q PB
7	182	SINAI Gal Yosef	ISR	23 AUG 1997	8	15.18	Q
8	335	MALOSILOV Oleksandr	UKR	6 JUN 1997	5	15.14	Q
9	184	BOCCHI Tobia	ITA	7 APR 1997	11	15.08	Q
10	120	MAGLAKELIDZE Goga	GEO	1997	2	15.07	Q PB
11	23	KRONSTEINER Philipp	AUT	25 APR 1997	8	14.90	q PB
12	278	OBERTYSHEV Denis	RUS	16 FEB 1997	6	14.81	q SB
13	264	SCANGHEL Valentin Stefan	ROU	1998	9	14.74	PB
14	206	SIDOROV Alekssejs	LAT	27 JUN 1997	7	14.74	
15	227	MUSTEATA Ion	MDA	26 JUL 1997	10	14.56	
16	212	BARKUS Titas	LTU	30 JUN 1998	11	14.43	PB
17	220	PETROSEVICIUS Dominykas	LTU	28 JAN 1997	10	14.41	PB
18	48	PETKOV Plamen	BUL	29 OCT 1997	9	14.21	
19	135	PAPADOPOULOS Athanasios	GRE	9 SEP 1997	2	13.77	
20	21	BASHKU Suad	ALB	26 MAR 1997	3	13.43	
	308	ÇIÇEK Mert	TUR	25 FEB 1998	1	NM	
	95	HAUSENBERG Hans-Christian	EST	18 SEP 1998	6	NM	
	266	TACHE Alexandru Gheorghe	ROU	5 OCT 1998	12	NM	

INTERNET Service: <http://eyot2014baku.com/>

Timing, Measurement & Data Service by  SWISS TIMING

printed at SUN 1 JUN 2014 19:17

Page 18 of 65

## Results

### Qualification (cont.)

Qualification		1	2	3
1	27	BABAYEV Nazim	14.94 (0.0)	15.81 (+1.2)
2	280	PAVLOV Vitaliy	14.75 (-1.6)	15.43 (+0.3)
3	80	KEDAR Alejandro	15.41 (+1.3)	
4	328	BEZNITS Pavlo	x (+2.0)	15.40 (+1.1)
5	115	RAFFIN Melvin	15.39 (-0.6)	
6	128	ANDRIKÓPOULOS N	15.34 (-0.3)	
7	182	SINAI Gal Yosef	14.04 (-2.1)	x (+1.4)
8	335	MALOSILOV O	15.14 (+0.6)	
9	184	BOCCHI Tobia	15.08 (+0.4)	
10	120	MAGLAKELIDZE Goga	14.78 (-0.8)	15.07 (+1.3)
11	23	KRONSTEINER P	14.17 (-1.3)	14.90 (+2.0)
12	278	OBERTYSHEV Denis	14.24 (-2.1)	14.81 (+0.1)
13	264	SCANGHEL V	x (-0.6)	14.48 (+0.5)
14	206	SIDOROV Alekssejs	x (-1.6)	x (+0.2)
15	227	MUSTEATA Ion	x (-0.7)	x (+0.5)
16	212	BARKUS Titas	14.26 (-0.1)	x (+1.0)
17	220	PETROSEVICIUS D	14.41 (-0.7)	14.28 (+0.6)
18	48	PETKOV Plamen	x (+0.1)	14.21 (+0.6)
19	135	PAPADOPOULOS A	13.77 (-1.9)	-
20	21	BASHKU Suad	13.43 (+0.4)	13.29 (+0.9)
	308	ÇIÇEK Mert	x (+2.0)	x (+0.5)
	95	HAUSENBERG H	x (-1.0)	x (-0.1)
	266	TACHE A	x (+0.9)	x (+0.9)

### Triple Jump Boys


#### Qualification Group A

31 MAY 2014 / 10:00

Rank	Bib	Name	Nat	Date of Birth	Order	Result
1	27	BABAYEV Nazim	AZE	1997	5	15.81 Q CR
2	280	PAVLOV Vitaliy	RUS	12 JAN 1997	7	15.43 Q SB
3	80	KEDAR Alejandro	ESP	26 JAN 1997	4	15.41 Q PB
4	328	BEZNITS Pavlo	UKR	17 JUN 1997	1	15.40 Q
5	115	RAFFIN Melvin	FRA	9 AUG 1998	3	15.39 Q PB
6	23	KRONSTEINER Philipp	AUT	25 APR 1997	8	14.90 q PB
7	227	MUSTEATA Ion	MDA	26 JUL 1997	10	14.56
8	212	BARKUS Titas	LTU	30 JUN 1998	11	14.43 PB
9	48	PETKOV Plamen	BUL	29 OCT 1997	9	14.21
10	135	PAPADOPOULOS Athanasios	GRE	9 SEP 1997	2	13.77
	95	HAUSENBERG Hans-Christian	EST	18 SEP 1998	6	NM
	266	TACHE Alexandru Gheorghe	ROU	5 OCT 1998	12	NM

		1	2	3
1	27	BABAYEV Nazim	14.94 (0.0)	15.81 (+1.2)
2	280	PAVLOV Vitaliy	14.75 (-1.6)	15.43 (+0.3)
3	80	KEDAR Alejandro	15.41 (+1.3)	
4	328	BEZNITS Pavlo	x (+2.0)	15.40 (+1.1)
5	115	RAFFIN Melvin	15.39 (-0.6)	
6	23	KRONSTEINER P	14.17 (-1.3)	14.90 (+2.0)
7	227	MUSTEATA Ion	x (-0.7)	x (+0.5)
8	212	BARKUS Titas	14.26 (-0.1)	x (+1.0)
9	48	PETKOV Plamen	x (+0.1)	14.21 (+0.6)
10	135	PAPADOPOULOS A	13.77 (-1.9)	-
	95	HAUSENBERG H	x (-1.0)	x (-0.1)
	266	TACHE A	x (+0.9)	x (+0.9)

INTERNET Service: <http://eyot2014baku.com/>

Timing, Measurement & Data Service by  SWISS TIMING

printed at SUN 1 JUN 2014 19:17

Page 19 of 65

## Results

### Triple Jump Boys

#### Qualification Group B

31 MAY 2014 / 10:00

Rank	Bib	Name	Nat	Date of Birth	Order	Result		
1	128	ANDRIKÓPOULOS Nikólaos	GRE	1997	4	15.34	Q	PB
2	182	SINAI Gal Yosef	ISR	23 AUG 1997	8	15.18	Q	
3	335	MALOSILOV Oleksandr	UKR	6 JUN 1997	5	15.14	Q	
4	184	BOCCHI Tobia	ITA	7 APR 1997	11	15.08	Q	
5	120	MAGLAKELIDZE Goga	GEO	1997	2	15.07	Q	PB
6	278	OBERTYSHEV Denis	RUS	16 FEB 1997	6	14.81	q	SB
7	264	SCANGHEL Valentin Stefan	ROU	1998	9	14.74		PB
8	206	SIDOROV Alekssejs	LAT	27 JUN 1997	7	14.74		
9	220	PETROSEVICIUS Dominykas	LTU	28 JAN 1997	10	14.41		PB
10	21	BASHKU Suad	ALB	26 MAR 1997	3	13.43		
	308	ÇIÇEK Mert	TUR	25 FEB 1998	1	NM		

	1	2	3
1	128 ANDRIKÓPOULOS N	15.34 (-0.3)	
2	182 SINAI Gal Yosef	14.04 (-2.1)	x (+1.4)
3	335 MALOSILOV O	15.14 (+0.6)	
4	184 BOCCHI Tobia	15.08 (+0.4)	
5	120 MAGLAKELIDZE Goga	14.78 (-0.8)	15.18 (+0.7)
6	278 OBERTYSHEV Denis	14.24 (-2.1)	
7	264 SCANGHEL V	x (-0.6)	
8	206 SIDOROV Alekssejs	x (-1.6)	
9	220 PETROSEVICIUS D	14.41 (-0.7)	
10	21 BASHKU Suad	13.43 (+0.4)	
	308 ÇIÇEK Mert	x (+2.0)	

Qualified: qualifying perf. 14.95 (Q) or 12 best performers (q) to the advance to the Final

### Triple Jump Boys


#### Final

1 JUN 2014 / 15:10

Rank	Bib	Name	Nat	Date of Birth	Order	Result		
1	27	BABAYEV Nazim	AZE	1997	6	16.14		CR
2	335	MALOSILOV Oleksandr	UKR	6 JUN 1997	9	15.71		
3	184	BOCCHI Tobia	ITA	7 APR 1997	1	15.57		=PB
4	280	PAVLOV Vitaliy	RUS	12 JAN 1997	8	15.56		SB
5	328	BEZNITS Pavlo	UKR	17 JUN 1997	3	15.44		
6	278	OBERTYSHEV Denis	RUS	16 FEB 1997	10	15.42		PB
7	120	MAGLAKELIDZE Goga	GEO	1997	12	14.94		
8	80	KEDAR Alejandro	ESP	26 JAN 1997	5	14.93		
9	182	SINAI Gal Yosef	ISR	23 AUG 1997	2	14.86		
10	23	KRONSTEINER Philipp	AUT	25 APR 1997	11	14.45		
11	128	ANDRIKÓPOULOS Nikólaos	GRE	1997	4	13.99		
	115	RAFFIN Melvin	FRA	9 AUG 1998	7	NM		

	1	2	3	4	5	6
1	27 BABAYEV Nazim	15.80 (+0.8)	14.69 (+0.2)	14.79 (0.0)	15.60 (-0.8)	16.14 (+1.2)
2	335 MALOSILOV O	15.33 (-0.5)	15.30 (-0.6)	15.12 (+1.8)	14.95 (-0.4)	15.71 (+0.2)
3	184 BOCCHI Tobia	15.05 (-1.1)	15.57 (-0.4)	x (+0.8)	x (+0.1)	x (-0.8)
4	280 PAVLOV Vitaliy	15.18 (-1.5)	15.32 (+0.2)	15.30 (+1.3)	15.56 (-0.2)	15.40 (-0.8)
5	328 BEZNITS Pavlo	15.02 (-0.7)	15.03 (+0.4)	x (+0.4)	15.30 (+0.3)	15.44 (+0.7)
6	278 OBERTYSHEV Denis	x (-0.1)	x (0.0)	15.06 (-0.6)	14.80 (0.0)	15.42 (-0.3)
7	120 MAGLAKELIDZE Goga	x (+0.6)	14.94 (-1.4)	x (+0.7)	x (0.0)	14.81 (-0.7)
8	80 KEDAR Alejandro	14.93 (-1.0)	14.78 (-0.2)	14.93 (+0.6)	-	-
9	182 SINAI Gal Yosef	14.29 (-0.1)	x (-0.5)	14.86 (+1.0)		
10	23 KRONSTEINER P	14.03 (+1.2)	x (+0.4)	14.45 (-0.4)		
11	128 ANDRIKÓPOULOS N	x (-1.3)	13.99 (+0.1)	x (+1.5)		
	115 RAFFIN Melvin	x (-2.5)	x (-1.1)	x (-1.1)		

INTERNET Service: <http://eyot2014baku.com/>

Timing, Measurement & Data Service by  SWISS TIMING

printed at SUN 1 JUN 2014 19:17

Page 20 of 65

## Results

### Shot Put Boys

#### Qualification

30 MAY 2014 / 17:30

Rank	Bib	Name	Nat	Date of Birth	Order	Result	
1	230	BUKOWIECKI Konrad	POL	17 MAR 1997	3	21.87	Q
2	267	TOADER Andrei Rares	ROU	26 MAY 1997	6	20.21	Q
3	126	HOWE Merten	GER	1997	8	19.77	Q PB
4	285	SESKIN Demyan	RUS	4 AUG 1997	6	19.33	Q PB
5	98	PIIRIMÄE Kert	EST	26 MAY 1997	1	18.69	Q PB
6	240	OLSZEWSKI Kacper	POL	30 MAR 1997	10	18.58	q
7	121	MUJARIDZE Giorgi	GEO	1998	3	18.28	q PB
8	188	FABBRI Leonardo	ITA	15 MAY 1997	9	17.45	q
9	216	MAISURADZE Karolis	LTU	20 JUN 1997	2	17.43	q
10	79	HERNANDEZ Jose Lorenzo	ESP	11 FEB 1997	4	17.36	q
11	279	PANCHEKHIN Sergey	RUS	11 MAY 1997	4	16.86	q
12	101	BESSON Ludovic	FRA	27 JAN 1998	2	16.70	q
13	260	MUSTEATA Marius Constan	ROU	1997	7	16.50	
14	213	CECKAUSKAS Arminas	LTU	17 MAY 1998	5	16.48	
15	318	ÖZDAYI Oguzhan	TUR	3 DEC 1997	9	16.44	
16	43	NAZARUK Vitali	BLR	3 APR 1997	7	16.25	
17	96	HEIL Jander	EST	20 APR 1997	1	16.22	
18	117	TOURNIER Yannis	FRA	6 SEP 1997	8	16.01	
19	315	KURTUL Ersel	TUR	30 JUN 1998	5	15.32	

	1	2	3
1	230	BUKOWIECKI Konrad	21.87
2	267	TOADER A	20.21
3	126	HOWE Merten	19.77
4	285	SESKIN Demyan	17.43
5	98	PIIRIMÄE Kert	18.69
6	240	OLSZEWSKI Kacper	x
7	121	MUJARIDZE Giorgi	17.05
8	188	FABBRI Leonardo	17.45
9	216	MAISURADZE Karolis	17.43
10	79	HERNANDEZ J	x
11	279	PANCHEKHIN Sergey	16.86
12	101	BESSON Ludovic	16.53
13	260	MUSTEATA M	15.69
14	213	CECKAUSKAS Arminas	16.44
15	318	ÖZDAYI Oguzhan	16.02
16	43	NAZARUK Vitali	15.36
17	96	HEIL Jander	16.22
18	117	TOURNIER Yannis	x
19	315	KURTUL Ersel	15.32


### Shot Put Boys

#### Qualification Group A

30 MAY 2014 / 17:30

Rank	Bib	Name	Nat	Date of Birth	Order	Result	
1	267	TOADER Andrei Rares	ROU	26 MAY 1997	6	20.21	Q
2	240	OLSZEWSKI Kacper	POL	30 MAR 1997	10	18.58	q
3	121	MUJARIDZE Giorgi	GEO	1998	3	18.28	q PB
4	188	FABBRI Leonardo	ITA	15 MAY 1997	9	17.45	q
5	216	MAISURADZE Karolis	LTU	20 JUN 1997	2	17.43	q
6	279	PANCHEKHIN Sergey	RUS	11 MAY 1997	4	16.86	q
7	43	NAZARUK Vitali	BLR	3 APR 1997	7	16.25	
8	96	HEIL Jander	EST	20 APR 1997	1	16.22	
9	117	TOURNIER Yannis	FRA	6 SEP 1997	8	16.01	
10	315	KURTUL Ersel	TUR	30 JUN 1998	5	15.32	

INTERNET Service: <http://eyot2014baku.com/>

Timing, Measurement & Data Service by  SWISS TIMING

printed at SUN 1 JUN 2014 19:17

Page 21 of 65

## Results

### Qualification Group A (cont.)

Qualification Group A			1	2	3
1	267	TOADER A	20.21		
2	240	OLSZEWSKI Kacper	x	18.58	18.15
3	121	MUJARIDZE Giorgi	17.05	18.28	17.29
4	188	FABBRI Leonardo	17.45	17.17	16.43
5	216	MAISURADZE Karolis	17.43	x	16.65
6	279	PANCHEKHIN Sergey	16.86	x	x
7	43	NAZARUK Vitali	15.36	x	16.25
8	96	HEIL Jander	16.22	x	x
9	117	TOURNIER Yannis	x	16.01	x
10	315	KURTUL Ersel	15.32	x	14.03

### Shot Put Boys

#### Qualification Group B

30 MAY 2014 / 19:00

Rank	Bib	Name	Nat	Date of Birth	Order	Result
1	230	BUKOWIECKI Konrad	POL	17 MAR 1997	3	21.87 Q
2	126	HOWE Merten	GER	1997	8	19.77 Q PB
3	285	SESKIN Demyan	RUS	4 AUG 1997	6	19.33 Q PB
4	98	PIIRIMÄE Kert	EST	26 MAY 1997	1	18.69 Q PB
5	79	HERNANDEZ Jose Lorenzo	ESP	11 FEB 1997	4	17.36 q
6	101	BESSON Ludovic	FRA	27 JAN 1998	2	16.70 q
7	260	MUSTEATA Marius Constan	ROU	1997	7	16.50
8	213	CECKAUSKAS Arminas	LTU	17 MAY 1998	5	16.48
9	318	ÖZDAYI Oguzhan	TUR	3 DEC 1997	9	16.44

			1	2	3
1	230	BUKOWIECKI Konrad	21.87		
2	126	HOWE Merten	19.77		
3	285	SESKIN Demyan	17.43	19.33	
4	98	PIIRIMÄE Kert	18.69		
5	79	HERNANDEZ J	x	17.36	x
6	101	BESSON Ludovic	16.53	16.70	x
7	260	MUSTEATA M	15.69	16.41	16.50
8	213	CECKAUSKAS Arminas	16.44	16.48	x
9	318	ÖZDAYI Oguzhan	16.02	16.44	15.60

Qualified: qualifying perf. 18.60 (Q) or 12 best performers (q) to the advance to the Final


### Shot Put Boys

#### Final

31 MAY 2014 / 17:35

Rank	Bib	Name	Nat	Date of Birth	Order	Result
1	230	BUKOWIECKI Konrad	POL	17 MAR 1997	4	23.13 CR,EYL
2	267	TOADER Andrei Rares	ROU	26 MAY 1997	3	21.42
3	126	HOWE Merten	GER	1997	5	20.32 PB
4	285	SESKIN Demyan	RUS	4 AUG 1997	10	19.57 PB
5	240	OLSZEWSKI Kacper	POL	30 MAR 1997	6	19.27 PB
6	98	PIIRIMÄE Kert	EST	26 MAY 1997	12	18.93 PB
7	279	PANCHEKHIN Sergey	RUS	11 MAY 1997	7	18.75 PB
8	121	MUJARIDZE Giorgi	GEO	1998	11	18.01
9	188	FABBRI Leonardo	ITA	15 MAY 1997	8	17.85
10	216	MAISURADZE Karolis	LTU	20 JUN 1997	9	17.75
11	101	BESSON Ludovic	FRA	27 JAN 1998	1	17.19
12	79	HERNANDEZ Jose Lorenzo	ESP	11 FEB 1997	2	17.13

INTERNET Service: <http://eyot2014baku.com/>

Timing, Measurement & Data Service by  SWISS TIMING

printed at SUN 1 JUN 2014 19:17

Page 22 of 65

## Results

### Final (cont.)

Final		1	2	3	4	5	6
1	230	BUKOWIECKI Konrad	22.15	23.13	x	22.29	22.80
2	267	TOADER A	20.96	21.42	x	20.79	x
3	126	HOWE Merten	19.63	20.32	x	x	20.14
4	285	SESKIN Demyan	17.86	19.06	19.57	19.13	18.68
5	240	OLSZEWSKI Kacper	19.27	x	x	18.72	x
6	98	PIIRIMÄE Kert	18.93	18.85	x	x	x
7	279	PANCHEKHIN Sergey	16.82	18.01	18.52	18.44	18.75
8	121	MUJARIDZE Giorgi	17.69	17.75	18.01	x	x
9	188	FABBRI Leonardo	17.23	17.75	17.85		
10	216	MAISURADZE Karolis	x	17.75	17.28		
11	101	BESSON Ludovic	16.55	x	17.19		
12	79	HERNANDEZ J	16.93	16.88	17.13		


### Discus Throw Boys

#### Qualification

31 MAY 2014 / 12:20

Rank	Bib	Name	Nat	Date of Birth	Order	Result		
1	127	PRÜFER Clemens	GER	1997	4	60.98	Q	CR
2	172	SHERIDAN Eoin	IRL	17 SEP 1997	10	58.44	Q	PB
3	147	HALÁSZ Bence	HUN	4 AUG 1997	7	58.05	Q	
4	303	ŽENCÁR Pavol	SVK	22 APR 1997	8	57.78	Q	
5	108	GUEHASEIM Jordan	FRA	16 JUN 1997	11	55.44	q	PB
6	226	MURA Stefan	MDA	2 JUN 1997	2	55.20	q	
7	139	THANÁSIS Andréas	GRE	26 APR 1997	11	54.96	q	
8	242	STACHNIK Oskar	POL	1 MAR 1998	8	54.95	q	
9	153	MAJOR Márk	HUN	6 JAN 1997	4	53.47	q	
10	340	VALITOV Ruslan	UKR	24 FEB 1997	1	53.10	q	
11	55	ISLAMI Arian	CRO	3 JAN 1997	5	52.44	q	
12	118	ABULASHVILI Temuri	GEO	1998	12	51.49	q	PB
13	42	MASKALENKA Dzmitry	BLR	18 APR 1998	13	51.47		
14	204	OLINŠ Davis	LAT	4 FEB 1997	9	51.33		
15	58	TODOROVIC Sven	CRO	17 SEP 1997	9	51.25		
16	166	BARKLEY Andrew	IRL	1 NOV 1997	13	50.84		
17	217	MEINORIS Jaunius	LTU	5 OCT 1997	2	50.68		PB
18	138	SARÁNTIS Stilianós	GRE	1997	5	48.55		
19	230	BUKOWIECKI Konrad	POL	17 MAR 1997	6	48.54		
20	45	ZHUK Hleb	BLR	24 MAR 1998	10	48.06		
21	310	ERCAN Emrecan	TUR	28 APR 1997	1	47.44		
22	98	PIIRIMÄE Kert	EST	26 MAY 1997	3	47.38		
23	96	HEIL Jander	EST	20 APR 1997	3	46.52		
24	313	INALOGLU Berke	TUR	17 APR 1998	6	45.64		
25	205	ROZINS Dagnis	LAT	30 JUN 1997	12	45.60		
26	79	HERNANDEZ Jose Lorenzo	ESP	11 FEB 1997	7	37.34		

INTERNET Service: <http://eyot2014baku.com/>

Timing, Measurement & Data Service by  SWISS TIMING

printed at SUN 1 JUN 2014 19:17

Page 23 of 65

## Results

### Qualification (cont.)

Qualification	1		2		3	
1	127	PRÜFER Clemens	60.98			
2	172	SHERIDAN Eoin	58.44			
3	147	HALÁSZ Bence	58.05			
4	303	ŽENČÁR Pavol	57.78			
5	108	GUEHASEIM Jordan	55.44	x		51.49
6	226	MURA Stefan	50.61	53.48		55.20
7	139	THANÁSIS Andréas	54.96	50.54		54.82
8	242	STACHNIK Oskar	x	49.98		54.95
9	153	MAJOR Márk	53.47	x		51.90
10	340	VALITOV Ruslan	x	53.10		47.15
11	55	ISLAMI Arian	50.38	52.44		x
12	118	ABULASHVILI Temuri	50.50	49.52		51.49
13	42	MASKALENKA Dzmity	50.93	49.58		51.47
14	204	OLINŠ Davis	x	46.65		51.33
15	58	TODOROVIC Sven	51.25	x		46.87
16	166	BARKLEY Andrew	49.41	50.84		x
17	217	MEINORIS Jaunius	50.55	x		50.68
18	138	SARÁNTIS Stilianós	46.31	46.78		48.55
19	230	BUKOWIECKI Konrad	x	48.54		46.31
20	45	ZHUK Hleb	46.28	48.06		46.70
21	310	ERCAN Emrecan	x	45.89		47.44
22	98	PIIRIMÄE Kert	47.38	x		x
23	96	HEIL Jander	46.52	x		x
24	313	INALOGLU Berke	45.64	45.36		44.59
25	205	ROZINS Dagnis	45.56	45.60		x
26	79	HERNANDEZ J	37.34	r		

### Disc Throw Boys


#### Qualification Group A

31 MAY 2014 / 12:20

Rank	Bib	Name	Nat	Date of Birth	Order	Result		
1	127	PRÜFER Clemens	GER	1997	4	60.98	Q	CR
2	172	SHERIDAN Eoin	IRL	17 SEP 1997	10	58.44	Q	PB
3	147	HALÁSZ Bence	HUN	4 AUG 1997	7	58.05	Q	
4	139	THANÁSIS Andréas	GRE	26 APR 1997	11	54.96	q	
5	242	STACHNIK Oskar	POL	1 MAR 1998	8	54.95	q	
6	340	VALITOV Ruslan	UKR	24 FEB 1997	1	53.10	q	
7	55	ISLAMI Arian	CRO	3 JAN 1997	5	52.44	q	
8	118	ABULASHVILI Temuri	GEO	1998	12	51.49	q	PB
9	42	MASKALENKA Dzmity	BLR	18 APR 1998	13	51.47		
10	204	OLINŠ Davis	LAT	4 FEB 1997	9	51.33		
11	217	MEINORIS Jaunius	LTU	5 OCT 1997	2	50.68		PB
12	98	PIIRIMÄE Kert	EST	26 MAY 1997	3	47.38		
13	313	INALOGLU Berke	TUR	17 APR 1998	6	45.64		

1		2		3	
1	127	PRÜFER Clemens	60.98		
2	172	SHERIDAN Eoin	58.44		
3	147	HALÁSZ Bence	58.05		
4	139	THANÁSIS Andréas	54.96	50.54	54.82
5	242	STACHNIK Oskar	x	49.98	54.95
6	340	VALITOV Ruslan	x	53.10	47.15
7	55	ISLAMI Arian	50.38	52.44	x
8	118	ABULASHVILI Temuri	50.50	49.52	51.49
9	42	MASKALENKA Dzmity	50.93	49.58	51.47
10	204	OLINŠ Davis	x	46.65	51.33
11	217	MEINORIS Jaunius	50.55	x	50.68
12	98	PIIRIMÄE Kert	47.38	x	x
13	313	INALOGLU Berke	45.64	45.36	44.59

INTERNET Service: <http://eyot2014baku.com/>

Timing, Measurement & Data Service by  SWISS TIMING

printed at SUN 1 JUN 2014 19:17

Page 24 of 65



## Results

### Discus Throw Boys

#### Qualification Group B

31 MAY 2014 / 13:45

Rank	Bib	Name	Nat	Date of Birth	Order	Result		
1	303	ŽENCÁR Pavol	SVK	22 APR 1997	8	57.78	Q	
2	108	GUEHASEIM Jordan	FRA	16 JUN 1997	11	55.44	q	PB
3	226	MURA Stefan	MDA	2 JUN 1997	2	55.20	q	
4	153	MAJOR Márk	HUN	6 JAN 1997	4	53.47	q	
5	58	TODOROVIC Sven	CRO	17 SEP 1997	9	51.25		
6	166	BARKLEY Andrew	IRL	1 NOV 1997	13	50.84		
7	138	SARÁNTIS Stilianós	GRE	1997	5	48.55		
8	230	BUKOWIECKI Konrad	POL	17 MAR 1997	6	48.54		
9	45	ZHUK Hleb	BLR	24 MAR 1998	10	48.06		
10	310	ERCAN Emrecan	TUR	28 APR 1997	1	47.44		
11	96	HEIL Jander	EST	20 APR 1997	3	46.52		
12	205	ROZINS Dagnis	LAT	30 JUN 1997	12	45.60		
13	79	HERNANDEZ Jose Lorenzo	ESP	11 FEB 1997	7	37.34		

	1	2	3
1	303 ŽENCÁR Pavol	57.78	
2	108 GUEHASEIM Jordan	55.44	x
3	226 MURA Stefan	50.61	53.48
4	153 MAJOR Márk	53.47	x
5	58 TODOROVIC Sven	51.25	x
6	166 BARKLEY Andrew	49.41	50.84
7	138 SARÁNTIS Stilianós	46.31	46.78
8	230 BUKOWIECKI Konrad	x	48.54
9	45 ZHUK Hleb	46.28	48.06
10	310 ERCAN Emrecan	x	45.89
11	96 HEIL Jander	46.52	x
12	205 ROZINS Dagnis	45.56	45.60
13	79 HERNANDEZ J	37.34	r

Qualified: qualifying perf. 56.00 (Q) or 12 best performers (q) to the advance to the Final

### Discus Throw Boys


#### Final

1 JUN 2014 / 15:40

Rank	Bib	Name	Nat	Date of Birth	Order	Result		
1	127	PRÜFER Clemens	GER	1997	7	60.15		
2	147	HALÁSZ Bence	HUN	4 AUG 1997	1	59.58		SB
3	303	ŽENCÁR Pavol	SVK	22 APR 1997	11	57.47		
4	226	MURA Stefan	MDA	2 JUN 1997	8	56.81		PB
5	139	THANÁSIS Andréas	GRE	26 APR 1997	10	55.26		
6	172	SHERIDAN Eoin	IRL	17 SEP 1997	9	54.84		
7	340	VALITOV Ruslan	UKR	24 FEB 1997	6	54.55		
8	55	ISLAMI Arian	CRO	3 JAN 1997	2	53.38		
9	242	STACHNIK Oskar	POL	1 MAR 1998	12	51.81		
10	153	MAJOR Márk	HUN	6 JAN 1997	5	51.38		
11	108	GUEHASEIM Jordan	FRA	16 JUN 1997	4	50.07		
12	118	ABULASHVILI Temuri	GEO	1998	3	49.17		

	1	2	3	4	5	6
1	127 PRÜFER Clemens	59.95	x	x	58.63	58.57
2	147 HALÁSZ Bence	57.44	59.58	x	x	59.00
3	303 ŽENCÁR Pavol	56.08	55.94	57.16	56.74	57.12
4	226 MURA Stefan	54.83	55.94	56.81	56.29	x
5	139 THANÁSIS Andréas	55.18	53.37	53.12	55.26	x
6	172 SHERIDAN Eoin	52.45	49.81	x	50.53	54.84
7	340 VALITOV Ruslan	54.55	52.04	x	52.75	x
8	55 ISLAMI Arian	51.12	53.35	53.38	x	x
9	242 STACHNIK Oskar	51.81	49.04	x		
10	153 MAJOR Márk	50.93	51.38	47.31		
11	108 GUEHASEIM Jordan	x	50.07	x		
12	118 ABULASHVILI Temuri	49.17	49.05	x		

INTERNET Service: <http://eyot2014baku.com/>

Timing, Measurement & Data Service by  SWISS TIMING

printed at SUN 1 JUN 2014 19:17

Page 25 of 65

## Results

### Hammer Throw Boys


#### Qualification

30 MAY 2014 / 9:30

Rank	Bib	Name	Nat	Date of Birth	Order	Result	
1	147	HALÁSZ Bence	HUN	4 AUG 1997	4	76.93	Q
2	338	PISKUNOV Hlib	UKR	25 NOV 1998	11	73.59	Q
3	277	NEKIPORETS Pyotr	RUS	6 MAY 1997	1	72.11	Q
4	168	KING Adam	IRL	2 FEB 1997	11	70.59	q PB
5	163	SZENTIVÁNSZKY Péter	HUN	15 MAY 1998	2	70.45	q
6	239	MUSZYNSKI Adrian	POL	2 AUG 1997	6	68.84	q PB
7	137	PRODANÁS Aléxios	GRE	22 FEB 1997	3	68.36	q
8	223	VASILIAUSKAS Tomas	LTU	28 NOV 1997	10	68.06	q
9	334	LITVENENKO Konstantin	UKR	25 FEB 1997	2	67.50	q
10	187	DI BLASIO Tiziano	ITA	26 JUL 1997	1	67.06	q
11	99	RĂNI Georg Kaspar	EST	12 MAY 1997	4	66.02	q
12	122	ONIANI Giorgi	GEO	15 SEP 1998	7	64.94	q
13	210	VOROBOVJS Elcins	LAT	6 MAR 1997	8	64.93	
14	173	WILLIAMS James	IRL	18 MAY 1997	5	64.00	
15	233	GÓRSKI Mikolaj	POL	13 JUL 1997	12	63.74	
16	105	DUPONT Hugo	FRA	25 MAR 1997	9	61.76	
17	132	GOUMENÁKIS Ioánnis	GRE	1997	10	60.92	
18	204	OLINŠ Davis	LAT	4 FEB 1997	8	60.51	
19	325	YÜCE Mücahit	TUR	4 FEB 1997	5	59.02	
	247	ANDRADE Decio	POR	25 JAN 1997	6	NM	
	39	BRYL Mikhail	BLR	30 NOV 1997	7	NM	
	253	COMAN Florin Constantin	ROU	1997	3	NM	
	123	SAMKHARADZE Gurami	GEO	14 MAR 1998	12	NM	
	44	SHYMANOVICH Aliaksandr	BLR	9 FEB 1998	9	NM	

	1	2	3
1	147 HALÁSZ Bence	76.93	
2	338 PISKUNOV Hlib	73.59	
3	277 NEKIPORETS Pyotr	68.90	72.11
4	168 KING Adam	69.69	x
5	163 SZENTIVÁNSZKY P	67.98	70.45
6	239 MUSZYNSKI Adrian	x	66.74
7	137 PRODANÁS Aléxios	x	68.84
8	223 VASILIAUSKAS Tomas	x	68.36
9	334 LITVENENKO K	63.65	64.57
10	187 DI BLASIO Tiziano	67.06	67.50
11	99 RĂNI Georg Kaspar	x	68.06
12	122 ONIANI Giorgi	x	64.79
13	210 VOROBOVJS Elcins	x	65.54
14	173 WILLIAMS James	62.55	63.79
15	233 GÓRSKI Mikolaj	x	66.02
16	105 DUPONT Hugo	61.76	63.19
17	132 GOUMENÁKIS Ioánnis	x	64.94
18	204 OLINŠ Davis	60.51	64.93
19	325 YÜCE Mücahit	x	x
	247 ANDRADE Decio	x	62.89
	39 BRYL Mikhail	x	63.74
	253 COMAN F	x	60.53
	123 SAMKHARADZE Gurami	x	60.92
	44 SHYMANOVICH A	x	x

INTERNET Service: <http://eyot2014baku.com/>

Timing, Measurement & Data Service by  SWISS TIMING

printed at SUN 1 JUN 2014 19:17

Page 26 of 65

## Results

### Hammer Throw Boys

#### Qualification Group A

30 MAY 2014 / 9:30

Rank	Bib	Name	Nat	Date of Birth	Order	Result	
1	338	PISKUNOV Hlib	UKR	25 NOV 1998	11	73.59	Q
2	277	NEKIPORETS Pyotr	RUS	6 MAY 1997	1	72.11	Q
3	163	SZENTIVÁNSZKY Péter	HUN	15 MAY 1998	2	70.45	q
4	99	RÁNI Georg Kaspar	EST	12 MAY 1997	4	66.02	q
5	122	ONIANI Giorgi	GEO	15 SEP 1998	7	64.94	q
6	173	WILLIAMS James	IRL	18 MAY 1997	5	64.00	
7	233	GÓRSKI Mikolaj	POL	13 JUL 1997	12	63.74	
8	132	GOUMENÁKIS Ioánnis	GRE	1997	10	60.92	
9	204	OLINŠ Davis	LAT	4 FEB 1997	8	60.51	
	247	ANDRADE Decio	POR	25 JAN 1997	6	NM	
	253	COMAN Florin Constantin	ROU	1997	3	NM	
	44	SHYMANOVICH Aliaksandr	BLR	9 FEB 1998	9	NM	

	1	2	3
1	338 PISKUNOV Hlib	73.59	
2	277 NEKIPORETS Pyotr	68.90	72.11
3	163 SZENTIVÁNSZKY P	67.98	70.45
4	99 RÁNI Georg Kaspar	x	66.74
5	122 ONIANI Giorgi	x	63.79
6	173 WILLIAMS James	62.55	63.19
7	233 GÓRSKI Mikolaj	x	64.94
8	132 GOUMENÁKIS Ioánnis	x	62.89
9	204 OLINŠ Davis	60.51	64.00
	247 ANDRADE Decio	x	68.92
	253 COMAN F	x	x
	44 SHYMANOVICH A	x	x

### Hammer Throw Boys

#### Qualification Group B


30 MAY 2014 / 10:50

Rank	Bib	Name	Nat	Date of Birth	Order	Result	
1	147	HALÁSZ Bence	HUN	4 AUG 1997	4	76.93	Q
2	168	KING Adam	IRL	2 FEB 1997	11	70.59	q PB
3	239	MUSZYNSKI Adrian	POL	2 AUG 1997	6	68.84	q PB
4	137	PRODANÁS Aléxios	GRE	22 FEB 1997	3	68.36	q
5	223	VASILIAUSKAS Tomas	LTU	28 NOV 1997	10	68.06	q
6	334	LITVENENKO Konstantin	UKR	25 FEB 1997	2	67.50	q
7	187	DI BLASIO Tiziano	ITA	26 JUL 1997	1	67.06	q
8	210	VOROBOVJS Elcins	LAT	6 MAR 1997	8	64.93	
9	105	DUPONT Hugo	FRA	25 MAR 1997	9	61.76	
10	325	YÜCE Mücahit	TUR	4 FEB 1997	5	59.02	
	39	BRYL Mikhail	BLR	30 NOV 1997	7	NM	
	123	SAMKHARADZE Gurami	GEO	14 MAR 1998	12	NM	

	1	2	3
1	147 HALÁSZ Bence	76.93	
2	168 KING Adam	69.69	x
3	239 MUSZYNSKI Adrian	x	65.98
4	137 PRODANÁS Aléxios	x	68.84
5	223 VASILIAUSKAS Tomas	x	68.36
6	334 LITVENENKO K	63.65	64.57
7	187 DI BLASIO Tiziano	67.06	68.06
8	210 VOROBOVJS Elcins	x	64.79
9	105 DUPONT Hugo	61.76	67.50
10	325 YÜCE Mücahit	x	64.93
	39 BRYL Mikhail	x	61.15
	123 SAMKHARADZE Gurami	x	59.02
			x
			x

Qualified: qualifying perf. 71.00 (Q) or 12 best performers (q) to the advance to the Final

INTERNET Service: <http://eyot2014baku.com/>

Timing, Measurement & Data Service by  SWISS TIMING

printed at SUN 1 JUN 2014 19:17

Page 27 of 65

## Results

### Hammer Throw Boys

Final 31 MAY 2014 / 15:30

Rank	Bib	Name	Nat	Date of Birth	Order	Result	
1	147	HALÁSZ Bence	HUN	4 AUG 1997	9	87.16	WYB,CR,EYL
2	338	PISKUNOV Hlib	UKR	25 NOV 1998	7	78.69	
3	277	NEKIPORETS Pyotr	RUS	6 MAY 1997	8	74.97	
4	163	SZENTIVÁNSZKY Péter	HUN	15 MAY 1998	2	72.10	PB
5	334	LITVENENKO Konstantin	UKR	25 FEB 1997	5	71.60	
6	239	MUSZYNSKI Adrian	POL	2 AUG 1997	6	70.08	PB
7	223	VASILIAUSKAS Tomas	LTU	28 NOV 1997	12	69.90	
8	99	RÁNI Georg Kaspar	EST	12 MAY 1997	11	66.48	
9	122	ONIANI Giorgi	GEO	15 SEP 1998	10	65.76	
10	187	DI BLASIO Tiziano	ITA	26 JUL 1997	1	65.72	
11	168	KING Adam	IRL	2 FEB 1997	4	27.43	
12	137	PRODANÁS Aléxios	GRE	22 FEB 1997	3	24.95	


	1	2	3	4	5	6
1	147	HALÁSZ Bence	79.49	87.16	85.19	x
2	338	PISKUNOV Hlib	74.68	x	78.35	78.69
3	277	NEKIPORETS Pyotr	72.18	73.88	x	72.71
4	163	SZENTIVÁNSZKY P	72.10	x	70.11	x
5	334	LITVENENKO K	69.58	68.89	x	x
6	239	MUSZYNSKI Adrian	8.87	70.08	69.59	67.32
7	223	VASILIAUSKAS Tomas	69.90	x	66.88	x
8	99	RÁNI Georg Kaspar	65.84	66.48	x	65.26
9	122	ONIANI Giorgi	45.85	x	65.76	65.79
10	187	DI BLASIO Tiziano	54.79	x	65.72	x
11	168	KING Adam	x	x	27.43	x
12	137	PRODANÁS Aléxios	x	24.95	r	

### Javelin Throw Boys

Qualification 30 MAY 2014 / 18:00

Rank	Bib	Name	Nat	Date of Birth	Order	Result	
1	201	GROZA Jazeps	LAT	26 SEP 1997	5	73.24	Q CR
2	262	NOVAC Alexandru	ROU	24 MAR 1997	4	71.53	Q PB
3	269	BEZDOLNIY Boris	RUS	1 APR 1997	3	69.05	Q
4	200	GAILUMS Patriks	LAT	1998	1	68.73	Q PB
5	332	KOZUBSKYY Oleksandr	UKR	14 JUL 1997	11	68.46	Q
6	316	ÖNCEL Emin	TUR	1 MAY 1997	6	68.39	Q
7	112	MOUTARDE Lukas	FRA	1 APR 1998	6	68.03	Q
8	341	ZVIZDETSKYI Oleksandr	UKR	19 JAN 1997	11	67.36	q
9	87	QUIJERA Manu	ESP	13 JAN 1998	8	67.34	q PB
10	198	ZINELLI Jordan	ITA	10 SEP 1997	9	66.99	q PB
11	159	SCHMÖLCZ Márk Xavér	HUN	14 OCT 1997	4	66.75	q
12	243	STRZESZEWSKI Mateusz	POL	13 NOV 1997	8	66.60	q
13	157	PRIMA Balázs	HUN	18 APR 1997	2	66.50	PB
14	41	IZOTAU Valery	BLR	12 APR 1997	7	63.28	
15	250	BOTH Denis Adrian	ROU	1997	5	62.12	
16	175	JONSSON Dagbjartur Dadi	ISL	13 NOV 1997	3	61.13	SB
17	299	KUBINEC Jakub	SVK	18 MAY 1998	10	59.25	
18	245	ZABLOCKI Mateusz	POL	22 MAY 1998	9	58.24	
19	296	POPOV Živan	SRB	1997	1	58.17	
20	140	THERIOUDAKIS Fanourios	GRE	26 JUL 1998	7	55.98	
21	180	KHATAV Or	ISR	27 JAN 1997	10	51.50	
22	293	TRAPCAR Anže	SLO	27 NOV 1997	2	49.44	

INTERNET Service: <http://eyot2014baku.com/>

Timing, Measurement & Data Service by  SWISS TIMING

printed at SUN 1 JUN 2014 19:17

Page 28 of 65

## Results

### Qualification (cont.)

Qualification		1	2	3	
1	201	GROZA Jazeps	73.24		
2	262	NOVAC Alexandru	66.61	71.53	
3	269	BEZDOLNIY Boris	64.15	69.05	
4	200	GAILUMS Patriks	68.73		
5	332	KOZUBSKYY O	63.46	66.31	68.46
6	316	ÖNCEL Emin	66.82	63.03	68.39
7	112	MOUTARDE Lukas	64.26	64.58	68.03
8	341	ZVIZDETSKYI O	60.61	64.98	67.36
9	87	QUIJERA Manu	60.28	67.34	x
10	198	ZINELLI Jordan	55.23	64.19	66.99
11	159	SCHMÖLCZ M	66.75	63.56	60.73
12	243	STRZESZEWSKI M	x	x	66.60
13	157	PRIMA Balázs	52.40	66.50	x
14	41	IZOTAU Valery	58.61	62.16	63.28
15	250	BOTH Denis Adrian	61.60	62.12	x
16	175	JONSSON D	61.13	57.25	x
17	299	KUBINEC Jakub	59.25	54.34	x
18	245	ZABLOCKI Mateusz	58.24	x	x
19	296	POPOV Živan	51.26	58.17	54.85
20	140	THERIOUDAKIS F	x	x	55.98
21	180	KHATAV Or	51.50	x	45.78
22	293	TRAPECAR Anže	46.09	x	49.44

### Javelin Throw Boys


#### Qualification Group A

30 MAY 2014 / 18:00

Rank	Bib	Name	Nat	Date of Birth	Order	Result		
1	269	BEZDOLNIY Boris	RUS	1 APR 1997	3	69.05	Q	
2	200	GAILUMS Patriks	LAT	1998	1	68.73	Q	PB
3	332	KOZUBSKYY Oleksandr	UKR	14 JUL 1997	11	68.46	Q	
4	316	ÖNCEL Emin	TUR	1 MAY 1997	6	68.39	Q	
5	87	QUIJERA Manu	ESP	13 JAN 1998	8	67.34	q	PB
6	159	SCHMÖLCZ Márk Xavér	HUN	14 OCT 1997	4	66.75	q	
7	41	IZOTAU Valery	BLR	12 APR 1997	7	63.28		
8	250	BOTH Denis Adrian	ROU	1997	5	62.12		
9	299	KUBINEC Jakub	SVK	18 MAY 1998	10	59.25		
10	245	ZABLOCKI Mateusz	POL	22 MAY 1998	9	58.24		
11	293	TRAPECAR Anže	SLO	27 NOV 1997	2	49.44		

		1	2	3	
1	269	BEZDOLNIY Boris	64.15	69.05	
2	200	GAILUMS Patriks	68.73		
3	332	KOZUBSKYY O	63.46	68.46	
4	316	ÖNCEL Emin	66.82	68.39	
5	87	QUIJERA Manu	60.28	67.34	x
6	159	SCHMÖLCZ M	66.75	63.56	60.73
7	41	IZOTAU Valery	58.61	62.16	63.28
8	250	BOTH Denis Adrian	61.60	62.12	x
9	299	KUBINEC Jakub	59.25	54.34	x
10	245	ZABLOCKI Mateusz	58.24	x	x
11	293	TRAPECAR Anže	46.09	x	49.44

INTERNET Service: <http://eyot2014baku.com/>

Timing, Measurement & Data Service by  SWISS TIMING

printed at SUN 1 JUN 2014 19:17

Page 29 of 65

## Results

### Javelin Throw Boys

#### Qualification Group B

30 MAY 2014 / 19:30

Rank	Bib	Name	Nat	Date of Birth	Order	Result		
1	201	GROZA Jazeps	LAT	26 SEP 1997	5	73.24	Q	CR
2	262	NOVAC Alexandru	ROU	24 MAR 1997	4	71.53	Q	PB
3	112	MOUTARDE Lukas	FRA	1 APR 1998	6	68.03	Q	
4	341	ZVIZDETSKYI Oleksandr	UKR	19 JAN 1997	11	67.36	q	
5	198	ZINELLI Jordan	ITA	10 SEP 1997	9	66.99	q	PB
6	243	STRZESZEWSKI Mateusz	POL	13 NOV 1997	8	66.60	q	
7	157	PRIMA Balázs	HUN	18 APR 1997	2	66.50		PB
8	175	JONSSON Dagbjartur Dadi	ISL	13 NOV 1997	3	61.13		SB
9	296	POPOV Živan	SRB	1997	1	58.17		
10	140	THERIOUDAKIS Fanourios	GRE	26 JUL 1998	7	55.98		
11	180	KHATAV Or	ISR	27 JAN 1997	10	51.50		

	1	2	3
1	201 GROZA Jazeps	73.24	
2	262 NOVAC Alexandru	66.61	71.53
3	112 MOUTARDE Lukas	64.26	64.58
4	341 ZVIZDETSKYI O	60.61	64.98
5	198 ZINELLI Jordan	55.23	64.19
6	243 STRZESZEWSKI M	x	x
7	157 PRIMA Balázs	52.40	66.50
8	175 JONSSON D	61.13	57.25
9	296 POPOV Živan	51.26	58.17
10	140 THERIOUDAKIS F	x	x
11	180 KHATAV Or	51.50	x

Qualified: qualifying perf. 68.00 (Q) or 12 best performers (q) to the advance to the Final

### Javelin Throw Boys


#### Final

1 JUN 2014 / 17:40

Rank	Bib	Name	Nat	Date of Birth	Order	Result		
1	243	STRZESZEWSKI Mateusz	POL	13 NOV 1997	11	76.39		CR
2	316	ÖNCEL Emin	TUR	1 MAY 1997	5	74.89		PB
3	332	KOZUBSKYY Oleksandr	UKR	14 JUL 1997	6	72.71		PB
4	269	BEZDOLNIY Boris	RUS	1 APR 1997	8	71.26		
5	112	MOUTARDE Lukas	FRA	1 APR 1998	3	70.65		PB
6	262	NOVAC Alexandru	ROU	24 MAR 1997	10	70.46		
7	87	QUIJERA Manu	ESP	13 JAN 1998	7	66.68		
8	341	ZVIZDETSKYI Oleksandr	UKR	19 JAN 1997	9	65.98		
9	159	SCHMÖLCZ Márk Xavér	HUN	14 OCT 1997	1	64.10		
10	198	ZINELLI Jordan	ITA	10 SEP 1997	12	63.23		
11	201	GROZA Jazeps	LAT	26 SEP 1997	4	61.53		
12	200	GAILUMS Patriks	LAT	1998	2	60.31		

	1	2	3	4	5	6
1	243 STRZESZEWSKI M	66.38	x	x	76.39	70.86
2	316 ÖNCEL Emin	61.63	74.58	74.89	68.27	69.16
3	332 KOZUBSKYY O	61.85	63.99	64.94	62.57	72.71
4	269 BEZDOLNIY Boris	68.36	65.89	x	71.26	x
5	112 MOUTARDE Lukas	70.65	x	61.44	63.72	x
6	262 NOVAC Alexandru	61.88	68.05	65.07	x	70.46
7	87 QUIJERA Manu	60.26	x	66.68	61.61	64.00
8	341 ZVIZDETSKYI O	x	65.98	64.49	59.93	x
9	159 SCHMÖLCZ M	57.09	64.10	63.08		
10	198 ZINELLI Jordan	52.49	63.23	59.31		
11	201 GROZA Jazeps	61.53	x	x		
12	200 GAILUMS Patriks	53.91	60.31	x		

INTERNET Service: <http://eyot2014baku.com/>

Timing, Measurement & Data Service by  SWISS TIMING

printed at SUN 1 JUN 2014 19:17

Page 30 of 65

Results

10000m Walk Boys

Final

31 MAY 2014 / 10:30

Rank	Bib	Name	Nat	Date of Birth	Order	Result
1	10	SARAYKIN Vladislav	RUS	3 MAR 1997	2	43:45.38
2	2	BERMÚDEZ Manuel	ESP	12 DEC 1997	1	44:38.10
3	11	SHEVCHUK Aleksey	RUS	10 AUG 1997	3	45:05.26
4	5	BRANDI Giacomo	ITA	10 SEP 1998	10	46:45.96
5	9	POSTOACA Ionut Adrian	ROU	8 JUL 1997	4	47:27.68
6	7	MAKARS Arturs	LAT	27 MAR 1997	5	47:30.44
7	3	CHAMOSA Daniel	ESP	4 MAY 1997	8	48:10.74
8	14	ZHOLOB Oleksandr	UKR	14 AUG 1997	9	48:28.04
9	8	DOGARU Victoras Iponut	ROU	21 AUG 1997	6	49:52.83
10	12	ÖZBEK Mustafa	TUR	21 MAR 1997	11	50:36.24
11	1	GDULA Tomas	CZE	9 JAN 1997	12	51:43.33
	4	BURGER Donát	HUN	10 DEC 1997	13	DQ
	6	ZABBENI Pietro	ITA	15 APR 1998	14	DQ
	13	ZABUZHENKO Eduard	UKR	18 APR 1998	7	DQ

Intermediate times:

1000m	4:38.94	11	SHEVCHUK Aleksey (RUS)
2000m	8:51.35	11	SHEVCHUK Aleksey (RUS)
3000m	13:08.01	10	SARAYKIN Vladislav (RUS)
4000m	17:24.91	10	SARAYKIN Vladislav (RUS)
5000m	21:42.40	10	SARAYKIN Vladislav (RUS)
6000m	26:00.60	10	SARAYKIN Vladislav (RUS)
7000m	30:23.65	10	SARAYKIN Vladislav (RUS)
8000m	34:48.83	10	SARAYKIN Vladislav (RUS)
9000m	39:17.88	10	SARAYKIN Vladislav (RUS)


100m Girls

Round 1

30 MAY 2014 / 10:40

Rank	Bib	Name	Nat	Date of Birth	Lane	Result
1	743	SWOBODA Ewa	POL	26 JUL 1997	6	11.63 Q CR,EYL
2	563	ANDREOU Paraskevi	CYP	15 JAN 1997	7	11.80 Q
3	780	SIVKOVA Kristina	RUS	28 FEB 1997	2	11.82 Q SB
4	575	PALICKOVÁ Veronika	CZE	1 MAY 1997	8	11.98 Q
5	753	GHEORGHE Ioana	ROU	1 JAN 1997	8	12.00 q
6	618	LEDUC Cynthia	FRA	16 FEB 1997	4	12.07 q PB
7	686	CALLIARI Julia Viktoria	ITA	27 APR 1997	5	12.10 q
8	607	TEJEDOR Elisa	ESP	30 JUN 1998	3	12.18 q
9	812	OSTROŽLÍKOVÁ Natália	SVK	24 JUN 1997	6	12.29 PB
10	588	ANDRÉS Ingrid	ESP	10 JAN 1997	6	12.34
11	522	HUEMER Ina	AUT	19 OCT 1998	7	12.35
11	825	ILIKSIZ Yudum	TUR	22 FEB 1997	2	12.35
13	841	BRYZGINA Anastasya	UKR	9 JAN 1998	2	12.36
14	857	SKYTSKA Irina	UKR	18 MAY 1997	3	12.40
15	793	PUŠNIK Barbara	SLO	20 APR 1998	5	12.48
16	704	BOGDANOVA Valerija	LAT	2 APR 1997	7	12.51
17	538	MACANOVIC Ivana	BIH	26 AUG 1997	3	12.55
18	542	HUBENKA Sviatlana	BLR	12 JUN 1997	3	12.57
19	712	UPENIECE Beatrice	LAT	11 AUG 1997	2	12.59
20	561	ROŽMARIC Gloria	CRO	25 FEB 1997	4	12.62
21	828	KEMALOGLU Deryanur	TUR	5 FEB 1997	4	12.83
22	679	GUNNARSDÓTTIR Irma	ISL	4 FEB 1998	4	13.16
23	521	DELIU Eneida	ALB	20 JAN 1997	7	13.21
23	728	MIROSKA Martina	MKD	24 JUN 1998	5	13.21
25	529	LUNINA Olga	AZE	30 JUN 1997	6	13.47
26	530	RAHIMLI Aysel	AZE	14 SEP 1998	5	13.68

INTERNET Service: <http://eyot2014baku.com/>

Timing, Measurement & Data Service by  SWISS TIMING

printed at SUN 1 JUN 2014 19:17

Page 31 of 65

## Results

### 100m Girls

#### Round 1 Heat 1/4

30 MAY 2014 / 10:40

Wind: +0.4 m/s

Rank	Bib	Name	Nat	Date of Birth	Lane	Reaction time	Result		
1	780	SIVKOVA Kristina	RUS	28 FEB 1997	2	0.182	11.82	Q	SB
2	588	ANDRÉS Ingrid	ESP	10 JAN 1997	6	0.187	12.34		
3	793	PUŠNIK Barbara	SLO	20 APR 1998	5	0.182	12.48		
4	542	HUBENKA Sviatlana	BLR	12 JUN 1997	3	0.162	12.57		
5	679	GUNNARSDÓTTIR Irma	ISL	4 FEB 1998	4	0.170	13.16		
6	521	DELIU Eneida	ALB	20 JAN 1997	7	0.224	13.21		

### 100m Girls

#### Round 1 Heat 2/4

30 MAY 2014 / 10:46

Wind: +0.1 m/s

Rank	Bib	Name	Nat	Date of Birth	Lane	Reaction time	Result		
1	743	SWOBODA Ewa	POL	26 JUL 1997	6	0.150	11.63	Q	CR,EYL
2	686	CALLIARI Julia Viktoria	ITA	27 APR 1997	5	0.150	12.10	q	
3	841	BRYZGINA Anastasya	UKR	9 JAN 1998	2	0.199	12.36		
4	704	BOGDANOVA Valerija	LAT	2 APR 1997	7	0.170	12.51		
5	538	MACANOVIC Ivana	BIH	26 AUG 1997	3	0.206	12.55		
6	561	ROŽMARIC Gloria	CRO	25 FEB 1997	4	0.165	12.62		

### 100m Girls

#### Round 1 Heat 3/4

30 MAY 2014 / 10:52

Wind: +0.7 m/s

Rank	Bib	Name	Nat	Date of Birth	Lane	Reaction time	Result		
1	575	PALICKOVÁ Veronika	CZE	1 MAY 1997	8	0.159	11.98	Q	
2	607	TEJEDOR Elisa	ESP	30 JUN 1998	3	0.150	12.18	q	
3	812	OSTROŽLÍKOVÁ Natália	SVK	24 JUN 1997	6	0.192	12.29		PB
4	522	HUEMER Ina	AUT	19 OCT 1998	7	0.199	12.35		
5	712	UPENIECE Beatrice	LAT	11 AUG 1997	2	0.178	12.59		
6	828	KEMALOGLU Deryanur	TUR	5 FEB 1997	4	0.171	12.83		
7	530	RAHIMLI Aysel	AZE	14 SEP 1998	5	0.186	13.68		

### 100m Girls

#### Round 1 Heat 4/4


30 MAY 2014 / 10:58

Wind: +0.7 m/s

Rank	Bib	Name	Nat	Date of Birth	Lane	Reaction time	Result		
1	563	ANDREOU Paraskevi	CYP	15 JAN 1997	7	0.163	11.80	Q	
2	753	GHEORGHE Ioana	ROU	1 JAN 1997	8	0.191	12.00	q	
3	618	LEDUC Cynthia	FRA	16 FEB 1997	4	0.158	12.07	q	PB
4	825	ILIKSIZ Yudum	TUR	22 FEB 1997	2	0.186	12.35		
5	857	SKYTSKA Irina	UKR	18 MAY 1997	3	0.178	12.40		
6	728	MIROSKA Martina	MKD	24 JUN 1998	5	0.177	13.21		
7	529	LUNINA Olga	AZE	30 JUN 1997	6	0.256	13.47		

Qualified: First in each heat (Q) and 4 best performers (q) advance to the Final

INTERNET Service: <http://eyot2014baku.com/>

Timing, Measurement & Data Service by  SWISS TIMING

printed at SUN 1 JUN 2014 19:17

Page 32 of 65



## Results

### 100m Girls

#### Final

30 MAY 2014 / 19:45

Wind: +0.1 m/s

Rank	Bib	Name	Nat	Date of Birth	Lane	Reaction time	Result	
1	743	SWOBODA Ewa	POL	26 JUL 1997	4	0.173	11.66	
2	563	ANDREOU Paraskevi	CYP	15 JAN 1997	5	0.154	11.80	
3	780	SIVKOVA Kristina	RUS	28 FEB 1997	6	0.195	11.80	SB
4	753	GHEORGHE Ioana	ROU	1 JAN 1997	7	0.175	12.10	
5	618	LEDUC Cynthia	FRA	16 FEB 1997	8	0.179	12.10	
6	575	PALICKOVÁ Veronika	CZE	1 MAY 1997	3	0.152	12.11	
7	686	CALLIARI Julia Viktoria	ITA	27 APR 1997	1	0.158	12.12	
8	607	TEJEDOR Elisa	ESP	30 JUN 1998	2	0.167	12.27	


### 200m Girls

#### Round 1

31 MAY 2014 / 19:10

Rank	Bib	Name	Nat	Date of Birth	Lane	Result	
1	780	SIVKOVA Kristina	RUS	28 FEB 1997	2	23.98	Q CR,EYL
2	848	KOBA Dzhoys	UKR	26 FEB 1998	3	24.00	Q PB
3	753	GHEORGHE Ioana	ROU	1 JAN 1997	2	24.01	Q
4	697	PAVESE Alessia	ITA	1 JAN 1998	5	24.04	q PB
5	743	SWOBODA Ewa	POL	26 JUL 1997	4	24.09	Q
6	620	PELTIER Fanny	FRA	25 MAY 1997	7	24.39	q PB
7	654	FERENCZI Melinda	HUN	12 OCT 1997	4	24.41	q SB
8	672	MCGUCKIAN Roseanna	IRL	20 JUL 1997	2	24.56	q SB
9	618	LEDUC Cynthia	FRA	16 FEB 1997	6	24.64	
10	674	MURPHY Phoebe	IRL	1998	3	24.69	PB
11	522	HUEMER Ina	AUT	19 OCT 1998	2	24.73	PB
12	575	PALICKOVÁ Veronika	CZE	1 MAY 1997	4	24.86	
13	801	DAMJANOVIC Tamara	SRB	7 DEC 1998	1	25.03	
14	841	BRYZGINA Anastasya	UKR	9 JAN 1998	8	25.08	
14	707	KOBLENCE Aleksandra	LAT	19 MAR 1997	6	25.08	
16	548	MIKHAILAVA Hanna	BLR	29 MAR 1998	8	25.12	
17	825	ILIKSIZ Yudum	TUR	22 FEB 1997	4	25.23	SB
18	704	BOGDANOVA Valerija	LAT	2 APR 1997	5	25.25	PB
19	579	SEIDLOVÁ Zdenka	CZE	2 APR 1997	3	25.31	
20	793	PUŠNIK Barbara	SLO	20 APR 1998	3	25.35	
21	542	HUBENKA Sviatlana	BLR	12 JUN 1997	8	25.38	
22	818	BAYRAK Gözdenur	TUR	10 JAN 1997	7	25.44	SB
23	538	MACANOVIC Ivana	BIH	26 AUG 1997	7	25.46	
24	714	GALNAITYTE Simona	LTU	14 JUL 1998	7	25.57	
25	812	OSTROŽLÍKOVÁ Natália	SVK	24 JUN 1997	6	25.58	PB
26	611	VERLIN Kreete	EST	14 FEB 1997	5	25.92	
27	727	STAVILA Veronica	MDA	14 MAY 1998	5	26.04	
28	529	LUNINA Olga	AZE	30 JUN 1997	8	27.82	
29	530	RAHIMLI Aysel	AZE	14 SEP 1998	6	29.35	

INTERNET Service: <http://eyot2014baku.com/>

Timing, Measurement & Data Service by  SWISS TIMING

printed at SUN 1 JUN 2014 19:17

Page 33 of 65

## Results

### 200m Girls

#### Round 1 Heat 1/4

31 MAY 2014 / 19:10

Wind: -0.3 m/s

Rank	Bib	Name	Nat	Date of Birth	Lane	Reaction time	Result		
1	743	SWOBODA Ewa	POL	26 JUL 1997	4	0.197	24.09	Q	
2	620	PELTIER Fanny	FRA	25 MAY 1997	7	0.183	24.39	q	PB
3	672	MCGUCKIAN Roseanna	IRL	20 JUL 1997	2	0.166	24.56	q	SB
4	704	BOGDANOVA Valerija	LAT	2 APR 1997	5	0.209	25.25		PB
5	793	PUŠNIK Barbara	SLO	20 APR 1998	3	0.211	25.35		
6	542	HUBENKA Sviatlana	BLR	12 JUN 1997	8	0.189	25.38		
7	812	OSTROŽLIKOVÁ Natália	SVK	24 JUN 1997	6	0.191	25.58		PB

### 200m Girls

#### Round 1 Heat 2/4

31 MAY 2014 / 19:16

Wind: 0.0 m/s

Rank	Bib	Name	Nat	Date of Birth	Lane	Reaction time	Result		
1	780	SIVKOVA Kristina	RUS	28 FEB 1997	2	0.230	23.98	Q	CR,EYL
2	618	LEDUC Cynthia	FRA	16 FEB 1997	6	0.147	24.64		
3	548	MIKHAILAVA Hanna	BLR	29 MAR 1998	8	0.220	25.12		
4	825	ILIKSIZ Yudum	TUR	22 FEB 1997	4	0.190	25.23		SB
5	579	SEIDLOVÁ Zdenka	CZE	2 APR 1997	3	0.192	25.31		
6	714	GALNAITYTE Simona	LTU	14 JUL 1998	7	0.177	25.57		
7	611	VERLIN Kreete	EST	14 FEB 1997	5	0.184	25.92		

### 200m Girls

#### Round 1 Heat 3/4

31 MAY 2014 / 19:22

Wind: +1.1 m/s

Rank	Bib	Name	Nat	Date of Birth	Lane	Reaction time	Result		
1	848	KOBA Dzhoys	UKR	26 FEB 1998	3	0.200	24.00	Q	PB
2	522	HUEMER Ina	AUT	19 OCT 1998	2	0.203	24.73		PB
3	575	PALICKOVÁ Veronika	CZE	1 MAY 1997	4	0.194	24.86		
4	801	DAMJANOVIC Tamara	SRB	7 DEC 1998	1	0.174	25.03		
5	707	KOBLENCE Aleksandra	LAT	19 MAR 1997	6	0.172	25.08		
6	538	MACANOVIC Ivana	BIH	26 AUG 1997	7	0.211	25.46		
7	727	STAVILA Veronica	MDA	14 MAY 1998	5	0.171	26.04		
8	529	LUNINA Olga	AZE	30 JUN 1997	8	0.226	27.82		

### 200m Girls

#### Round 1 Heat 4/4


31 MAY 2014 / 19:28

Wind: -0.4 m/s

Rank	Bib	Name	Nat	Date of Birth	Lane	Reaction time	Result		
1	753	GHEORGHE Ioana	ROU	1 JAN 1997	2	0.202	24.01	Q	
2	697	PAVESE Alessia	ITA	1 JAN 1998	5	0.192	24.04	q	PB
3	654	FERENCZI Melinda	HUN	12 OCT 1997	4	0.161	24.41	q	SB
4	674	MURPHY Phoebe	IRL	1998	3	0.195	24.69		PB
5	841	BRYZGINA Anastasya	UKR	9 JAN 1998	8	0.194	25.08		
6	818	BAYRAK Gözdenur	TUR	10 JAN 1997	7	0.163	25.44		SB
7	530	RAHIMLI Aysel	AZE	14 SEP 1998	6	0.220	29.35		

Qualified: First in each heat (Q) and 4 best performers (q) advance to the Final

INTERNET Service: <http://eyot2014baku.com/>

Timing, Measurement & Data Service by  SWISS TIMING

printed at SUN 1 JUN 2014 19:17

Page 34 of 65

## Results

### 200m Girls

#### Final

1 JUN 2014 / 18:30

Wind: -1.0 m/s

Rank	Bib	Name	Nat	Date of Birth	Lane	Reaction time	Result	
1	848	KOBA Dzhoys	UKR	26 FEB 1998	6	0.176	23.81	CR,EYL
2	743	SWOBODA Ewa	POL	26 JUL 1997	3	0.143	23.88	PB
3	753	GHEORGHE Ioana	ROU	1 JAN 1997	5	0.192	23.95	PB
4	697	PAVESE Alessia	ITA	1 JAN 1998	7	0.195	24.05	
5	780	SIVKOVA Kristina	RUS	28 FEB 1997	4	0.209	24.05	
6	620	PELTIER Fanny	FRA	25 MAY 1997	8	0.182	24.56	
7	654	FERENCZI Melinda	HUN	12 OCT 1997	2	0.162	24.57	
8	672	MCGUCKIAN Roseanna	IRL	20 JUL 1997	1	0.174	24.66	

### 400m Girls

#### Round 1

30 MAY 2014 / 12:00

Rank	Bib	Name	Nat	Date of Birth	Lane	Result	
1	702	VERDERIO Ilaria	ITA	22 APR 1998	2	54.57	Q EYL
2	579	SEIDLOVÁ Zdenka	CZE	2 APR 1997	2	54.84	Q
3	612	CARTI Lyndra-Sareena	FRA	1 JAN 1997	2	54.93	Q
4	740	PAKULA Oliwia	POL	2 AUG 1997	3	55.04	Q PB
5	707	KOBLENCE Aleksandra	LAT	19 MAR 1997	5	55.28	q PB
6	692	MANGIONE Alice	ITA	19 JAN 1997	8	55.31	Q PB
7	846	KACHUR Yana	UKR	13 JAN 1997	3	55.33	q PB
8	638	RICHTER Hendrikje	GER	23 NOV 1997	7	55.78	Q
9	766	BOGOMOLOVA Inessa	RUS	24 JUN 1997	7	55.81	SB
10	768	CHAPKAYEVA Valeriya	RUS	17 AUG 1998	7	55.84	PB
11	559	FILIPOVIC Dora	CRO	24 OCT 1998	5	56.16	
12	716	KRUMINAITE Erika	LTU	24 APR 1998	6	56.74	PB
13	748	BALAN Cristina Daniela	ROU	17 OCT 1998	4	56.90	
14	794	ROJNIK Ina	SLO	7 AUG 1997	3	57.12	
15	557	TODOROVA Polina	BUL	3 APR 1997	4	57.57	
16	592	DORDA Sara	ESP	12 SEP 1997	8	57.89	
17	756	IRIMIA Delia Maria	ROU	9 JAN 1997	4	58.00	
18	624	MARTINENKO Mariam	GEO	20 JUN 1998	6	59.09	
19	531	VALIYEVA Gunel	AZE	3 MAY 1997	5	1:05.04	
20	525	ASGAROVA Aynur	AZE	18 FEB 1997	6	1:05.80	
	821	DEMIRALP Keziban	TUR	3 OCT 1998	8	DNS	


### 400m Girls

#### Round 1 Heat 1/3

30 MAY 2014 / 12:00

Rank	Bib	Name	Nat	Date of Birth	Lane	Reaction time	Result	
1	579	SEIDLOVÁ Zdenka	CZE	2 APR 1997	2	0.198	54.84	Q
2	740	PAKULA Oliwia	POL	2 AUG 1997	3	0.186	55.04	Q PB
3	707	KOBLENCE Aleksandra	LAT	19 MAR 1997	5	0.173	55.28	q PB
4	768	CHAPKAYEVA Valeriya	RUS	17 AUG 1998	7	0.202	55.84	PB
5	557	TODOROVA Polina	BUL	3 APR 1997	4	0.278	57.57	
6	525	ASGAROVA Aynur	AZE	18 FEB 1997	6	0.218	1:05.80	
	821	DEMIRALP Keziban	TUR	3 OCT 1998	8		DNS	

INTERNET Service: <http://eyot2014baku.com/>

Timing, Measurement & Data Service by  SWISS TIMING

printed at SUN 1 JUN 2014 19:17

Page 35 of 65

## Results

### 400m Girls

#### Round 1 Heat 2/3

30 MAY 2014 / 12:06

Rank	Bib	Name	Nat	Date of Birth	Lane	Reaction time	Result		
1	702	VERDERIO Ilaria	ITA	22 APR 1998	2	0.187	54.57	Q	EYL
2	638	RICHTER Hendrikje	GER	23 NOV 1997	7	0.161	55.78	Q	
3	559	FILIPOVIC Dora	CRO	24 OCT 1998	5	0.169	56.16		
4	748	BALAN Cristina Daniela	ROU	17 OCT 1998	4		56.90		
5	794	ROJNIK Ina	SLO	7 AUG 1997	3	0.223	57.12		
6	592	DORDA Sara	ESP	12 SEP 1997	8	0.258	57.89		
7	624	MARTINENKO Mariam	GEO	20 JUN 1998	6	0.182	59.09		

### 400m Girls

#### Round 1 Heat 3/3

30 MAY 2014 / 12:12

Rank	Bib	Name	Nat	Date of Birth	Lane	Reaction time	Result		
1	612	CARTI Lyndra-Sareena	FRA	1 JAN 1997	2	0.221	54.93	Q	
2	692	MANGIONE Alice	ITA	19 JAN 1997	8	0.265	55.31	Q	PB
3	846	KACHUR Yana	UKR	13 JAN 1997	3	0.217	55.33	q	PB
4	766	BOGOMOLOVA Inessa	RUS	24 JUN 1997	7	0.209	55.81		SB
5	716	KRUMINAITE Erika	LTU	24 APR 1998	6	0.216	56.74		PB
6	756	IRIMIA Delia Maria	ROU	9 JAN 1997	4	0.222	58.00		
7	531	VALIYEVA Gunel	AZE	3 MAY 1997	5	0.220	1:05.04		

Qualified: First 2 in each heat (Q) and 2 best performers (q) advance to the Final


### 400m Girls

#### Final

1 JUN 2014 / 17:00

Rank	Bib	Name	Nat	Date of Birth	Lane	Reaction time	Result		
1	612	CARTI Lyndra-Sareena	FRA	1 JAN 1997	6	0.178	53.66		EYL
2	702	VERDERIO Ilaria	ITA	22 APR 1998	5	0.184	53.86		PB
3	846	KACHUR Yana	UKR	13 JAN 1997	1	0.215	54.39		PB
4	579	SEIDLOVA Zdenka	CZE	2 APR 1997	4	0.211	54.76		
5	740	PAKULA Oliwia	POL	2 AUG 1997	3	0.209	55.07		
6	692	MANGIONE Alice	ITA	19 JAN 1997	7	0.226	55.28		PB
7	707	KOBLENCE Aleksandra	LAT	19 MAR 1997	2	0.156	55.69		
8	638	RICHTER Hendrikje	GER	23 NOV 1997	8	0.158	1:03.30		

INTERNET Service: <http://eyot2014baku.com/>

Timing, Measurement & Data Service by  SWISS TIMING

printed at SUN 1 JUN 2014 19:17

Page 36 of 65

## Results

### 800m Girls

#### Round 1

31 MAY 2014 / 11:50

Rank	Bib	Name	Nat	Date of Birth	Lane	Result		
1	764	ALEKSEYEVA Yekaterina	RUS	22 MAY 1998	7	2:09.43	Q	SB
2	630	KALIS Mareen	GER	21 MAY 1997	6	2:10.30	Q	SB
3	684	BELLÒ Elena	ITA	18 JAN 1997	2	2:10.63	Q	
4	675	SHANAHAN Louise	IRL	26 JAN 1997	6	2:10.71	Q	
5	589	ANTÓN Célia	ESP	23 JAN 1997	7	2:10.82	Q	
6	782	TOLMACHEVA Yekaterina	RUS	13 NOV 1997	8	2:10.94	q	SB
7	535	SCHELDEMAN Lotte	BEL	1997	3	2:11.07	Q	
8	843	DUTS Maryna	UKR	7 JUL 1997	1	2:12.24	q	PB
9	574	KOVARIKOVÁ Klara	CZE	12 FEB 1997	4	2:12.45		
10	827	KARASLAN Semra	TUR	18 JAN 1998	2	2:12.80		
11	595	GONZALEZ Angela	ESP	15 JAN 1997	4	2:14.34		
12	830	OCAK Nazmiye	TUR	31 AUG 1997	5	2:17.37		
13	791	PLAZNIK Maja	SLO	23 MAR 1998	8	2:18.87		
14	653	F. TÓTH Anna	HUN	1 FEB 1997	3	2:21.24		
15	664	NOVÁK Natália	HUN	7 APR 1998	5	2:24.17		

### 800m Girls

#### Round 1 Heat 1/2

31 MAY 2014 / 11:50

Rank	Bib	Name	Nat	Date of Birth	Lane	Result		
1	684	BELLÒ Elena	ITA	18 JAN 1997	2	2:10.63	Q	
2	675	SHANAHAN Louise	IRL	26 JAN 1997	6	2:10.71	Q	
3	589	ANTÓN Célia	ESP	23 JAN 1997	7	2:10.82	Q	
4	782	TOLMACHEVA Yekaterina	RUS	13 NOV 1997	8	2:10.94	q	SB
5	843	DUTS Maryna	UKR	7 JUL 1997	1	2:12.24	q	PB
6	574	KOVARIKOVÁ Klara	CZE	12 FEB 1997	4	2:12.45		
7	830	OCAK Nazmiye	TUR	31 AUG 1997	5	2:17.37		
8	653	F. TÓTH Anna	HUN	1 FEB 1997	3	2:21.24		

Intermediate times: 400m 1:05.79 782 TOLMACHEVA Yekaterina (RUS)  
600m 1:39.03 782 TOLMACHEVA Yekaterina (RUS)

### 800m Girls

#### Round 1 Heat 2/2


31 MAY 2014 / 11:57

Rank	Bib	Name	Nat	Date of Birth	Lane	Result		
1	764	ALEKSEYEVA Yekaterina	RUS	22 MAY 1998	7	2:09.43	Q	SB
2	630	KALIS Mareen	GER	21 MAY 1997	6	2:10.30	Q	SB
3	535	SCHELDEMAN Lotte	BEL	1997	3	2:11.07	Q	
4	827	KARASLAN Semra	TUR	18 JAN 1998	2	2:12.80		
5	595	GONZALEZ Angela	ESP	15 JAN 1997	4	2:14.34		
6	791	PLAZNIK Maja	SLO	23 MAR 1998	8	2:18.87		
7	664	NOVÁK Natália	HUN	7 APR 1998	5	2:24.17		

Intermediate times: 400m 1:05.47 595 GONZALEZ Angela (ESP)  
600m 1:36.97 630 KALIS Mareen (GER)

Qualified: First 3 in each heat (Q) and 2 best performers (q) advance to the Final

INTERNET Service: <http://eyot2014baku.com/>

Timing, Measurement & Data Service by  SWISS TIMING

printed at SUN 1 JUN 2014 19:17

Page 37 of 65

## Results

### 800m Girls

Final 1 JUN 2014 / 18:00

Rank	Bib	Name	Nat	Date of Birth	Lane	Result	
1	764	ALEKSEYEVA Yekaterina	RUS	22 MAY 1998	5	2:09.88	
2	535	SHELDEMAN Lotte	BEL	1997	6	2:10.04	
3	630	KALIS Mareen	GER	21 MAY 1997	4	2:10.07	SB
4	684	BELLÒ Elena	ITA	18 JAN 1997	3	2:10.12	
5	675	SHANAHAN Louise	IRL	26 JAN 1997	7	2:11.70	
6	843	DUTS Maryna	UKR	7 JUL 1997	2	2:12.13	PB
7	589	ANTÓN Célia	ESP	23 JAN 1997	8	2:12.39	
8	782	TOLMACHEVA Yekaterina	RUS	13 NOV 1997	1	2:12.86	

Intermediate times: 400m 1:06.23 589 ANTÓN Célia (ESP)  
600m 1:39.32 589 ANTÓN Célia (ESP)

### 1500m Girls

Final 1 JUN 2014 / 15:40

Rank	Bib	Name	Nat	Date of Birth	Order	Result	
1	633	KLOSTERHALFEN Konstanze	GER	18 FEB 1997	2	4:23.95	PB
2	733	INDEKA Sylwia	POL	19 JUN 1997	10	4:29.26	
3	688	FERDANI Chiara	ITA	5 DEC 1997	1	4:30.80	PB
4	751	DOROFTEI Gabriela Andreea	ROU	23 AUG 1998	5	4:35.51	PB
5	822	DEMIRTAS Pinar	TUR	4 JUL 1998	6	4:38.00	
6	556	MINKINA Dilyana	BUL	6 JAN 1997	8	4:42.66	
7	670	VEISZ Adrienn	HUN	17 JAN 1997	4	4:47.05	
8	644	DOVROU Ekaterini	GRE	1997	3	4:49.91	
9	537	GAJIC Jelena	BIH	6 NOV 1997	7	4:58.75	
	856	SIRYAK Kateryna	UKR	20 JUL 1998	9	DNF	

Intermediate times: 400m 1:06.59 633 KLOSTERHALFEN Konstanze (GER)  
800m 2:19.66 633 KLOSTERHALFEN Konstanze (GER)  
1200m 3:33.45 633 KLOSTERHALFEN Konstanze (GER)


### 3000m Girls

Final 31 MAY 2014 / 18:00

Rank	Bib	Name	Nat	Date of Birth	Order	Result	
1	637	REH Alina	GER	23 MAY 1997	7	9:26.52	CR
2	528	HADIYES Behafeta	AZE	1998	8	9:34.46	
3	754	IFTENI Maria Magdalena	ROU	21 JAN 1997	3	9:36.58	
4	776	LIKHACHEVA Yuliya	RUS	28 JUN 1998	9	9:54.94	
5	604	PÉREZ Uxía	ESP	31 OCT 1997	2	9:57.39	
6	799	CEROVAC Nadja	SRB	28 JUL 1997	4	10:10.47	
7	823	EROL Sümeyye	TUR	15 JUN 1997	5	10:18.71	
8	732	FILIPOWSKA Agnieszka	POL	14 NOV 1997	1	10:19.28	
9	662	MOLNÁR Zita	HUN	8 APR 1997	6	10:25.11	

Intermediate times: 1000m 3:07.24 637 REH Alina (GER)  
2000m 6:15.84 637 REH Alina (GER)

INTERNET Service: <http://eyot2014baku.com/>

Timing, Measurement & Data Service by  SWISS TIMING

printed at SUN 1 JUN 2014 19:17

Page 38 of 65

## Results

### 100m Hurdles Girls

#### Round 1

31 MAY 2014 / 16:40

Rank	Bib	Name	Nat	Date of Birth	Lane	Result		
1	667	SOROK Klaudia	HUN	21 FEB 1998	4	13.40	Q	EYL
2	550	RASHKOVAN Ruslana	BLR	18 MAR 1997	3	13.56	Q	
3	622	VALETTE Laura	FRA	16 FEB 1997	6	13.68	Q	PB
4	541	HERMAN Elvira	BLR	19 JUN 1997	4	13.70	Q	PB
5	564	CHRISTOFI Natalia	CYP	10 FEB 1997	2	13.78	q	PB
6	532	BEAUCARNE Chloe	BEL	1997	5	13.80	q	
7	629	HASSE Paula	GER	17 FEB 1997	5	13.85	q	
8	601	MUJIKÁ María	ESP	4 JUN 1997	8	13.88	q	
9	695	MILLO Martina	ITA	1 FEB 1998	1	13.90		=PB
10	673	MORLAND Elizabeth	IRL	3 MAR 1998	5	13.94		SB
11	580	SEMECKÁ Tereza	CZE	13 SEP 1998	4	13.95		PB
12	851	MALIARENKO Olena	UKR	8 APR 1997	6	13.98		
13	569	DVORÁKOVÁ Katerina	CZE	10 MAY 1997	3	13.99		
14	814	SAMEKOVÁ Martina	SVK	15 MAR 1997	1	14.01		PB
15	602	ORDUÑA Nora	ESP	19 JUN 1997	6	14.04		
16	696	MULATERO Agnese	ITA	10 FEB 1997	3	14.12		
17	783	TROPINA Yekaterina	RUS	5 AUG 1997	2	14.16		
18	859	SUKHOTSKA Anastasiya	UKR	23 SEP 1997	2	14.22		PB
19	524	STRAMETZ Karin	AUT	18 APR 1998	2	14.29		
20	807	BLATTY Inola	SUI	13 JUL 1998	7	14.33		SB
21	760	SANDU Adelina Mihaela	ROU	1 FEB 1998	4	14.33		
22	718	PLECKAITYTE Greta	LTU	16 MAR 1998	8	14.34		PB
23	536	ERCEG Anja	BIH	26 APR 1998	6	14.35		
24	819	ÇANAKÇI Meryem	TUR	1997	3	14.36		
24	649	RAMMOU Tsampika-Nefeli	GRE	1998	5	14.36		
26	778	PROKOFYEVA Olga	RUS	9 JUN 1997	7	14.49		
27	816	SVRCKOVA Karin	SVK	27 MAR 1997	1	14.62		
28	666	SOLTÉSZ Gréta	HUN	12 JUN 1998	8	14.68		
29	792	POTOCAR Tjaša	SLO	13 SEP 1997	8	14.84		
30	763	VOLF Diana Ioana	ROU	30 DEC 1998	7	14.85		
31	789	LOPARNIK Ema	SLO	4 AUG 1997	7	14.90		
	627	BUTZEK Chantal	GER	25 FEB 1997	1	DNF		

### 100m Hurdles Girls


#### Round 1 Heat 1/4

31 MAY 2014 / 16:40

Wind: -1.5 m/s

Rank	Bib	Name	Nat	Date of Birth	Lane	Reaction time	Result		
1	541	HERMAN Elvira	BLR	19 JUN 1997	4	0.189	13.70	Q	PB
2	532	BEAUCARNE Chloe	BEL	1997	5	0.189	13.80	q	
3	814	SAMEKOVÁ Martina	SVK	15 MAR 1997	1	0.217	14.01		PB
4	602	ORDUÑA Nora	ESP	19 JUN 1997	6	0.195	14.04		
5	696	MULATERO Agnese	ITA	10 FEB 1997	3	0.159	14.12		
6	524	STRAMETZ Karin	AUT	18 APR 1998	2	0.176	14.29		
7	778	PROKOFYEVA Olga	RUS	9 JUN 1997	7	0.200	14.49		
8	666	SOLTÉSZ Gréta	HUN	12 JUN 1998	8	0.166	14.68		

INTERNET Service: <http://eyot2014baku.com/>

Timing, Measurement & Data Service by  SWISS TIMING

printed at SUN 1 JUN 2014 19:17

Page 39 of 65

## Results

### 100m Hurdles Girls

#### Round 1 Heat 2/4

31 MAY 2014 / 16:46

Wind: +0.1 m/s

Rank	Bib	Name	Nat	Date of Birth	Lane	Reaction time	Result	
1	667	SOROK Klaudia	HUN	21 FEB 1998	4	0.159	13.40	Q EYL
2	695	MILLO Martina	ITA	1 FEB 1998	1	0.162	13.90	=PB
3	673	MORLAND Elizabeth	IRL	3 MAR 1998	5	0.164	13.94	SB
4	851	MALIARENKO Olena	UKR	8 APR 1997	6	0.306	13.98	
5	783	TROPINA Yekaterina	RUS	5 AUG 1997	2	0.184	14.16	
6	718	PLECKAITYTE Greta	LTU	16 MAR 1998	8	0.173	14.34	PB
7	819	ÇANAKÇI Meryem	TUR	1997	3	0.163	14.36	
8	789	LOPARNIK Ema	SLO	4 AUG 1997	7	0.199	14.90	

### 100m Hurdles Girls

#### Round 1 Heat 3/4

31 MAY 2014 / 16:52

Wind: +0.2 m/s

Rank	Bib	Name	Nat	Date of Birth	Lane	Reaction time	Result	
1	622	VALETTE Laura	FRA	16 FEB 1997	6	0.144	13.68	Q PB
2	569	DVORÁKOVÁ Katerina	CZE	10 MAY 1997	3	0.216	13.99	
3	859	SUKHOTSKA Anastasiya	UKR	23 SEP 1997	2	0.196	14.22	PB
4	807	BLATTY Inola	SUI	13 JUL 1998	7	0.176	14.33	SB
5	760	SANDU Adelina Mihaela	ROU	1 FEB 1998	4	0.211	14.33	
6	649	RAMMOU Tsampika-Nefeli	GRE	1998	5	0.173	14.36	
7	792	POTOCAR Tjaša	SLO	13 SEP 1997	8	0.159	14.84	
	627	BUTZEK Chantal	GER	25 FEB 1997	1	0.146	DNF	

### 100m Hurdles Girls

#### Round 1 Heat 4/4

31 MAY 2014 / 16:58

Wind: -0.3 m/s

Rank	Bib	Name	Nat	Date of Birth	Lane	Reaction time	Result	
1	550	RASHKOVAN Ruslana	BLR	18 MAR 1997	3	0.212	13.56	Q
2	564	CHRISTOFI Natalia	CYP	10 FEB 1997	2	0.181	13.78	q PB
3	629	HASSE Paula	GER	17 FEB 1997	5	0.202	13.85	q
4	601	MUJIKÁ María	ESP	4 JUN 1997	8	0.170	13.88	q
5	580	SEMECKÁ Tereza	CZE	13 SEP 1998	4	0.216	13.95	PB
6	536	ERCEG Anja	BIH	26 APR 1998	6	0.222	14.35	
7	816	SVRCKOVA Karin	SVK	27 MAR 1997	1	0.271	14.62	
8	763	VOLF Diana Ioana	ROU	30 DEC 1998	7	0.189	14.85	

Qualified: First in each heat (Q) and 4 best performers (q) advance to the Final

### 100m Hurdles Girls


#### Final

1 JUN 2014 / 16:20

Wind: -0.3 m/s

Rank	Bib	Name	Nat	Date of Birth	Lane	Reaction time	Result	
1	667	SOROK Klaudia	HUN	21 FEB 1998	4	0.152	13.32	CR,EYL
2	541	HERMAN Elvira	BLR	19 JUN 1997	5	0.177	13.45	PB
3	550	RASHKOVAN Ruslana	BLR	18 MAR 1997	3	0.168	13.56	
4	622	VALETTE Laura	FRA	16 FEB 1997	6	0.159	13.57	PB
5	532	BEAUCARNE Chloe	BEL	1997	7	0.153	13.60	PB
6	601	MUJIKÁ María	ESP	4 JUN 1997	2	0.187	13.83	
7	564	CHRISTOFI Natalia	CYP	10 FEB 1997	8	0.164	13.91	
	629	HASSE Paula	GER	17 FEB 1997	1	0.156	DNF	

INTERNET Service: <http://eyot2014baku.com/>

Timing, Measurement & Data Service by  SWISS TIMING

printed at SUN 1 JUN 2014 19:17

Page 40 of 65



## Results

### 400m Hurdles Girls

#### Round 1

30 MAY 2014 / 17:15

Rank	Bib	Name	Nat	Date of Birth	Lane	Result		
1	694	MARCHIANDO Eleonora	ITA	27 SEP 1997	7	1:00.25	Q	PB
2	628	DEMES Eileen	GER	13 OCT 1997	5	1:00.26	Q	
3	810	MUELLER Michelle	SUI	9 OCT 1997	4	1:00.26	q	PB
4	583	VOKÁLOVÁ Tereza	CZE	16 JUN 1998	4	1:00.28	Q	PB
5	813	PEŠKOVÁ Michaela	SVK	22 OCT 1997	5	1:00.35	q	
6	795	SIMONCIC Aneja	SLO	5 JAN 1998	7	1:00.37	q	SB
7	585	KIRKEGAARD Anne Sofie	DEN	3 FEB 1998	4	1:00.50	Q	
8	615	GASSAMA Coralie	FRA	20 SEP 1997	3	1:00.92	q	
9	731	DALKE Helena	POL	17 JAN 1997	5	1:01.11		
10	749	BLAZER Imola Boglarka	ROU	1 JAN 1997	4	1:01.12		SB
11	803	GRUJIC Zorana	SRB	29 SEP 1997	6	1:01.29		SB
12	621	SEILLER Anais	FRA	26 JUN 1997	2	1:01.37		
13	572	JANICKOVÁ Veronika	CZE	12 JAN 1998	3	1:01.42		PB
14	605	ROJO Claudia	ESP	8 JUL 1997	3	1:01.53		
15	772	KISELYOVA Tatyana	RUS	6 FEB 1997	2	1:02.01		SB
16	858	STUPINA Viktoriia	UKR	26 AUG 1997	8	1:02.13		
17	802	GRUJIC Jelena	SRB	29 SEP 1997	2	1:02.37		
18	655	HÁRI Anna	HUN	24 SEP 1997	3	1:02.98		
19	770	DUDNIK Anna	RUS	16 NOV 1998	7	1:03.09		
20	847	KHABINA Yana	UKR	27 MAY 1997	7	1:03.21		
21	826	KAHRAMAN Özlem	TUR	2 MAY 1997	6	1:03.39		
22	657	KIS Zsófia	HUN	1 MAR 1998	6	1:04.13		
23	685	BORGA Rebecca	ITA	11 JUN 1998	5	1:04.58		
24	549	PACHKOVA Katsiaryna	BLR	1 MAR 1997	2	1:05.05		
25	647	KIÁFA Ánna	GRE	1998	6	1:05.21		

### 400m Hurdles Girls

#### Round 1 Heat 1/4

30 MAY 2014 / 17:15

Rank	Bib	Name	Nat	Date of Birth	Lane	Reaction time	Result		
1	583	VOKÁLOVÁ Tereza	CZE	16 JUN 1998	4	0.229	1:00.28	Q	PB
2	813	PEŠKOVÁ Michaela	SVK	22 OCT 1997	5	0.194	1:00.35	q	
3	615	GASSAMA Coralie	FRA	20 SEP 1997	3	0.210	1:00.92	q	
4	847	KHABINA Yana	UKR	27 MAY 1997	7	0.202	1:03.21		
5	826	KAHRAMAN Özlem	TUR	2 MAY 1997	6	0.339	1:03.39		
6	549	PACHKOVA Katsiaryna	BLR	1 MAR 1997	2	0.202	1:05.05		


### 400m Hurdles Girls

#### Round 1 Heat 2/4

30 MAY 2014 / 17:21

Rank	Bib	Name	Nat	Date of Birth	Lane	Reaction time	Result		
1	628	DEMES Eileen	GER	13 OCT 1997	5	0.156	1:00.26	Q	
2	810	MUELLER Michelle	SUI	9 OCT 1997	4	0.179	1:00.26	q	PB
3	795	SIMONCIC Aneja	SLO	5 JAN 1998	7	0.218	1:00.37	q	SB
4	803	GRUJIC Zorana	SRB	29 SEP 1997	6	0.208	1:01.29		SB
5	621	SEILLER Anais	FRA	26 JUN 1997	2	0.193	1:01.37		
6	858	STUPINA Viktoriia	UKR	26 AUG 1997	8	0.239	1:02.13		
7	655	HÁRI Anna	HUN	24 SEP 1997	3	0.153	1:02.98		

INTERNET Service: <http://eyot2014baku.com/>

Timing, Measurement & Data Service by  SWISS TIMING

printed at SUN 1 JUN 2014 19:17

Page 41 of 65

## Results

### 400m Hurdles Girls

#### Round 1 Heat 3/4

30 MAY 2014 / 17:27

Rank	Bib	Name	Nat	Date of Birth	Lane	Reaction time	Result		
1	694	MARCHIANDO Eleonora	ITA	27 SEP 1997	7	0.169	1:00.25	Q	PB
2	731	DALKE Helena	POL	17 JAN 1997	5	0.172	1:01.11		
3	749	BLAZER Imola Boglarka	ROU	1 JAN 1997	4	0.219	1:01.12		SB
4	572	JANICKOVÁ Veronika	CZE	12 JAN 1998	3	0.164	1:01.42		PB
5	772	KISELYOVA Tatyana	RUS	6 FEB 1997	2	0.172	1:02.01		SB
6	657	KIS Zsófia	HUN	1 MAR 1998	6	0.253	1:04.13		

### 400m Hurdles Girls

#### Round 1 Heat 4/4

30 MAY 2014 / 17:33

Rank	Bib	Name	Nat	Date of Birth	Lane	Reaction time	Result		
1	585	KIRKEGAARD Anne Sofie	DEN	3 FEB 1998	4	0.189	1:00.50	Q	
2	605	ROJO Claudia	ESP	8 JUL 1997	3	0.272	1:01.53		
3	802	GRUJIC Jelena	SRB	29 SEP 1997	2	0.218	1:02.37		
4	770	DUDNIK Anna	RUS	16 NOV 1998	7	0.197	1:03.09		
5	685	BORGA Rebecca	ITA	11 JUN 1998	5	0.196	1:04.58		
6	647	KIÁFA Ánna	GRE	1998	6	0.247	1:05.21		

Qualified: First in each heat (Q) and 4 best performers (q) advance to the Final

### 400m Hurdles Girls

#### Final

1 JUN 2014 / 15:00

Rank	Bib	Name	Nat	Date of Birth	Lane	Reaction time	Result		
1	628	DEMES Eileen	GER	13 OCT 1997	4	0.131	58.93		CR,EYL
2	585	KIRKEGAARD Anne Sofie	DEN	3 FEB 1998	6	0.145	59.19		PB
3	810	MUELLER Michelle	SUI	9 OCT 1997	7	0.179	59.25		PB
4	813	PEŠKOVÁ Michaela	SVK	22 OCT 1997	8	0.158	59.44		PB
5	583	VOKÁLOVÁ Tereza	CZE	16 JUN 1998	3	0.208	1:00.47		
6	615	GASSAMA Coralie	FRA	20 SEP 1997	2	0.205	1:00.49		PB
7	694	MARCHIANDO Eleonora	ITA	27 SEP 1997	5	0.170	1:00.92		
8	795	SIMONCIC Aneja	SLO	5 JAN 1998	1	0.173	1:01.10		

### 2000m Steeplechase Girls


#### Final

30 MAY 2014 / 19:15

Rank	Bib	Name	Nat	Date of Birth	Order	Result			
1	699	REINA Nicole	ITA	25 SEP 1997	11		6:42.15		CR
2	668	TÓTH Lili Anna	HUN	17 SEP 1998	2		6:42.19		PB
3	505	NAVARRO Lea	FRA	1997	9		6:44.96		PB
4	805	PRUGINIC Jasmina	SRB	24 MAR 1998	1		6:49.16		PB
5	735	KONIECZEK Aneta	POL	8 JUN 1997	8		7:00.17		
6	773	KOSHELEVA Anna	RUS	1 MAR 1997	7		7:02.67		
7	551	SHABANAVA Tatsiana	BLR	20 MAR 1998	4		7:03.94		
8	835	USKUN Gülnaz	TUR	12 MAR 1998	3		7:10.53		
9	852	PLEMYANNYK Iryna	UKR	16 JAN 1997	10		7:12.88		
10	759	PURCARU Andreea	ROU	7 MAR 1998	5		7:12.89		
11	750	DAN Elena Violeta	ROU	1 JAN 1998	6		7:23.36		

Intermediate times: 1000m 3:22.57 668 TÓTH Lili Anna (HUN)

INTERNET Service: <http://eyot2014baku.com/>

Timing, Measurement & Data Service by  SWISS TIMING

printed at SUN 1 JUN 2014 19:17

Page 42 of 65

## Results

### High Jump Girls


#### Qualification

30 MAY 2014 / 11:40

Rank	Bib	Name	Nat	Date of Birth	Order	Result		
1	593	FERNÁNDEZ Saleta	ESP	15 JUL 1997	5	1.77	Q	PB
1	571	HRUBÁ Michaela	CZE	21 FEB 1998	2	1.77	Q	
1	790	OMERZU Lara	SLO	10 FEB 1998	11	1.77	Q	
4	850	LEVCHENKO Yuliya	UKR	28 NOV 1997	3	1.77	Q	
5	808	LANG Salome	SUI	18 NOV 1997	9	1.77	Q	
5	661	LUTERÁN Petra	HUN	15 JUN 1997	1	1.77	Q	=PB
5	534	ORCEL Claire	BEL	21 DEC 1997	2	1.77	Q	=PB
5	785	VORONINA Sofiya	RUS	22 OCT 1997	7	1.77	Q	SB
9	619	MENIKER Nawal	FRA	9 DEC 1997	6	1.77	Q	
10	710	TARVIDE Julija	LAT	21 SEP 1997	11	1.77	Q	PB
11	640	SCHULENBURG Selina	GER	22 AUG 1998	12	1.77	Q	PB
12	723	TSHILUMBA Elodie	LUX	1998	1	1.77	Q	SB
13	545	LUHOUSKAYA Viktoriya	BLR	9 MAY 1997	14	1.74		
14	616	GUILLAUME Ilionis	FRA	13 JAN 1998	6	1.74		
14	665	RENNER Luca	HUN	1 JAN 1998	8	1.74		PB
16	730	BORYS Paulina	POL	14 MAY 1998	12	1.74		
17	645	KARANÍKOU Háido	GRE	1997	10	1.74		PB
18	566	BUCHLOVSKÁ Eliška	CZE	27 AUG 1998	5	1.74		
19	523	LUYER Nina	AUT	6 AUG 1998	4	1.71		
20	693	MARCHETTI Erica	ITA	16 SEP 1998	10	1.71		
21	706	GRAUDINA Tina Laura	LAT	9 MAR 1998	7	1.71		
22	811	BUTKOVSKÁ Simona	SVK	1998	9	1.71		=PB
23	584	ANDERSEN Rikke	DEN	20 MAR 1998	13	1.68		
24	717	PASVENKAITE Ieva	LTU	1 JAN 1997	8	1.65		
25	539	STANIVUKOVIC Nikolija	BIH	23 MAY 1997	4	1.60		
26	837	YENI Tugba	TUR	15 OCT 1998	3	1.60		
	860	VOLVAKH Tayisiya	UKR	17 JUN 1997	13	NM		

			1.50	1.60	1.65	1.68	1.71	1.74	1.77
1	593	FERNÁNDEZ Saleta	-	o	o	o	o	o	o
1	571	HRUBÁ Michaela	-	-	-	-	-	o	o
1	790	OMERZU Lara	-	-	-	-	o	o	o
4	850	LEVCHENKO Yuliya	-	o	o	xo	o	xo	o
5	808	LANG Salome	-	o	o	o	o	o	xo
5	661	LUTERÁN Petra	-	-	o	o	o	o	xo
5	534	ORCEL Claire	-	-	o	o	o	o	xo
5	785	VORONINA Sofiya	-	-	o	o	o	o	xo
9	619	MENIKER Nawal	-	-	o	-	o	xo	xo
10	710	TARVIDE Julija	-	-	o	o	o	xxo	xo
11	640	SCHULENBURG Selina	-	o	o	o	xo	xo	xxo
12	723	TSHILUMBA Elodie	-	-	o	-	xo	xxo	xxx
13	545	LUHOUSKAYA V	-	o	o	o	o	o	xxx
14	616	GUILLAUME Ilionis	-	o	o	o	xo	o	xxx
14	665	RENNER Luca	-	o	o	xo	o	o	xxx
16	730	BORYS Paulina	-	o	o	xo	xxo	o	xxx
17	645	KARANÍKOU Háido	-	o	o	xo	xo	xo	xxx
18	566	BUCHLOVSKÁ Eliška	-	-	xo	o	o	xxo	xxx
19	523	LUYER Nina	o	o	o	xo	o	xxx	xxx
20	693	MARCHETTI Erica	-	o	o	xxo	o	xxx	xxx
21	706	GRAUDINA T	-	o	o	o	xxo	xxx	xxx
22	811	BUTKOVSKÁ Simona	-	o	xxo	xo	xxo	xxx	xxx
23	584	ANDERSEN Rikke	o	xo	o	xxo	xxx		
24	717	PASVENKAITE Ieva	o	o	o	xxx			
25	539	STANIVUKOVIC N	-	o	xxx				
26	837	YENI Tugba	xo	xo	xxx				
	860	VOLVAKH Tayisiya	-	xxx					

INTERNET Service: <http://eyot2014baku.com/>

Timing, Measurement & Data Service by  SWISS TIMING

printed at SUN 1 JUN 2014 19:17

Page 43 of 65

## Results

### High Jump Girls

#### Qualification Group A

30 MAY 2014 / 11:40

Rank	Bib	Name	Nat	Date of Birth	Order	Result		
1	808	LANG Salome	SUI	18 NOV 1997	9	1.77	Q	
1	661	LUTERÁN Petra	HUN	15 JUN 1997	1	1.77	Q	=PB
1	534	ORCEL Claire	BEL	21 DEC 1997	2	1.77	Q	=PB
1	785	VORONINA Sofiya	RUS	22 OCT 1997	7	1.77	Q	SB
5	710	TARVIDE Julija	LAT	21 SEP 1997	11	1.77	Q	PB
6	640	SCHULENBURG Selina	GER	22 AUG 1998	12	1.77	Q	PB
7	545	LUHOUSKAYA Viktoriya	BLR	9 MAY 1997	14	1.74		
8	616	GUILLAUME Ilionis	FRA	13 JAN 1998	6	1.74		
9	566	BUCHLOVSKÁ Eliška	CZE	27 AUG 1998	5	1.74		
10	693	MARCHETTI Erica	ITA	16 SEP 1998	10	1.71		
11	717	PASVENKAITE Ieva	LTU	1 JAN 1997	8	1.65		
12	539	STANIVUKOVIC Nikolija	BIH	23 MAY 1997	4	1.60		
13	837	YENI Tugba	TUR	15 OCT 1998	3	1.60		
	860	VOLVAKH Tayisiya	UKR	17 JUN 1997	13	NM		

			1.50	1.60	1.65	1.68	1.71	1.74	1.77
1	808	LANG Salome	-	-	o	o	o	o	xo
1	661	LUTERÁN Petra	-	-	o	o	o	o	xo
1	534	ORCEL Claire	-	-	o	o	o	o	xo
1	785	VORONINA Sofiya	-	-	o	o	o	o	xo
5	710	TARVIDE Julija	-	-	o	o	o	xxo	xo
6	640	SCHULENBURG Selina	-	o	o	o	xo	xo	xxo
7	545	LUHOUSKAYA V	-	o	o	o	o	o	xxx
8	616	GUILLAUME Ilionis	-	o	o	o	xo	o	xxx
9	566	BUCHLOVSKÁ Eliška	-	-	xo	o	o	xxo	xxx
10	693	MARCHETTI Erica	-	o	o	xxo	o	xxx	
11	717	PASVENKAITE Ieva	o	o	o	xxx			
12	539	STANIVUKOVIC N	-	o	xxx				
13	837	YENI Tugba	xo	xo	xxx				
	860	VOLVAKH Tayisiya	-	xxx					


### High Jump Girls

#### Qualification Group B

30 MAY 2014 / 11:40

Rank	Bib	Name	Nat	Date of Birth	Order	Result		
1	593	FERNÁNDEZ Saleta	ESP	15 JUL 1997	5	1.77	Q	PB
1	571	HRUBÁ Michaela	CZE	21 FEB 1998	2	1.77	Q	
1	790	OMERZU Lara	SLO	10 FEB 1998	11	1.77	Q	
4	850	LEVCHENKO Yuliya	UKR	28 NOV 1997	3	1.77	Q	
5	619	MENIKER Nawal	FRA	9 DEC 1997	6	1.77	Q	
6	723	TSHILUMBA Elodie	LUX	1998	1	1.77	Q	SB
7	665	RENNER Luca	HUN	1 JAN 1998	8	1.74		PB
8	730	BORYS Paulina	POL	14 MAY 1998	12	1.74		
9	645	KARANÍKOU Háido	GRE	1997	10	1.74		PB
10	523	LUYER Nina	AUT	6 AUG 1998	4	1.71		
11	706	GRAUDINA Tina Laura	LAT	9 MAR 1998	7	1.71		
12	811	BUTKOVSKÁ Simona	SVK	1998	9	1.71		=PB
13	584	ANDERSEN Rikke	DEN	20 MAR 1998	13	1.68		

INTERNET Service: <http://eyot2014baku.com/>

Timing, Measurement & Data Service by  SWISS TIMING

printed at SUN 1 JUN 2014 19:17

Page 44 of 65

## Results

### Qualification Group B (cont.)

Qualification Group B			1.50	1.60	1.65	1.68	1.71	1.74	1.77
1	593	FERNÁNDEZ Saleta	-	o	o	o	o	o	o
1	571	HRUBÁ Michaela	-	-	-	o	-	o	o
1	790	OMERZU Lara	-	-	-	-	o	o	o
4	850	LEVCHENKO Yuliya	-	o	o	xo	o	xo	o
5	619	MENIKER Nawal	-	-	o	-	o	xo	xo
6	723	TSHILUMBA Elodie	-	-	o	-	xo	xxo	xxo
7	665	RENNER Luca	-	o	o	xo	o	o	xxx
8	730	BORYS Paulina	-	-	o	xo	xxo	o	xxx
9	645	KARANÍKOU Háido	-	o	o	xo	xo	xo	xxx
10	523	LUYER Nina	o	o	o	xo	o	xxx	
11	706	GRAUDINA T	-	o	o	o	xxo	xxx	
12	811	BUTKOVSKÁ Simona	-	o	xxo	xo	xxo	xxx	
13	584	ANDERSEN Rikke	o	xo	o	xxo	xxx		

Qualified: qualifying perf. 1.77 (Q) or 12 best performers (q) to the advance to the Final


### High Jump Girls

#### Final

31 MAY 2014 / 18:10

Rank	Bib	Name	Nat	Date of Birth	Order	Result									
1	571	HRUBÁ Michaela	CZE	21 FEB 1998	9					<b>1.87</b>	PB				
2	661	LUTERÁN Petra	HUN	15 JUN 1997	5					<b>1.82</b>	PB				
3	850	LEVCHENKO Yuliya	UKR	28 NOV 1997	3					<b>1.82</b>	PB				
4	790	OMERZU Lara	SLO	10 FEB 1998	7					<b>1.80</b>					
5	808	LANG Salome	SUI	18 NOV 1997	1					<b>1.80</b>					
6	619	MENIKER Nawal	FRA	9 DEC 1997	11					<b>1.77</b>					
6	640	SCHULENBURG Selina	GER	22 AUG 1998	6					<b>1.77</b>	=PB				
6	710	TARVIDE Julija	LAT	21 SEP 1997	10					<b>1.77</b>	=PB				
9	593	FERNÁNDEZ Saleta	ESP	15 JUL 1997	8					<b>1.77</b>	=PB				
10	785	VORONINA Sofiya	RUS	22 OCT 1997	2					<b>1.77</b>	=SB				
11	534	ORCEL Claire	BEL	21 DEC 1997	4					<b>1.74</b>					
12	723	TSHILUMBA Elodie	LUX	1998	12					<b>1.74</b>					
						1.66	1.70	1.74	1.77	1.80	1.82	1.84	1.86	1.87	1.90
1	571	HRUBÁ Michaela	-	-	o	o	-	o	o	-	o	-	xo	xxx	
2	661	LUTERÁN Petra	o	o	o	o	o	o	xxx						
3	850	LEVCHENKO Yuliya	o	o	xo	o	xo	o	xxx						
4	790	OMERZU Lara	-	o	o	o	xxx	xxx							
5	808	LANG Salome	o	o	o	xo	xxx	xxx							
6	619	MENIKER Nawal	o	o	o	o	xxx	xxx							
6	640	SCHULENBURG Selina	o	o	o	o	xxx	xxx							
6	710	TARVIDE Julija	o	o	o	o	xxx	xxx							
9	593	FERNÁNDEZ Saleta	o	o	xxo	o	xxx	xxx							
10	785	VORONINA Sofiya	o	o	o	xxo	xxx	xxx							
11	534	ORCEL Claire	o	o	o	xxx	xxx	xxx							
12	723	TSHILUMBA Elodie	o	o	xo	xxx	xxx	xxx							

INTERNET Service: <http://eyot2014baku.com/>

Timing, Measurement & Data Service by  SWISS TIMING

printed at SUN 1 JUN 2014 19:17

Page 45 of 65

## Results

### Pole Vault Girls


#### Qualification

31 MAY 2014 / 9:30

Rank	Bib	Name	Nat	Date of Birth	Order	Result	
1	809	MOSER Angelica	SUI	9 OCT 1997	10	3.80	Q
2	613	DACI Thiziri	FRA	15 DEC 1997	14	3.65	q
2	788	KROŠELJ Leda	SLO	30 NOV 1997	9	3.65	q
2	617	LABBE Charlotte	FRA	8 JAN 1997	16	3.65	q
2	552	SHPAK Anna	BLR	14 FEB 1997	7	3.65	q
2	786	ZAKHARCHENKO Tatyana	RUS	21 APR 1997	18	3.65	q
7	576	PÖSCHLOVÁ Nikola	CZE	10 SEP 1998	1	3.65	q SB
8	658	KISS Réka	HUN	2 SEP 1997	5	3.65	q
9	527	GLADKOVA Yelena	AZE	10 JUN 1998	6	3.65	q
10	577	PRAŽÁKOVÁ Zuzana	CZE	26 APR 1997	4	3.65	q
10	641	SCHULZE Juliane	GER	8 JAN 1997	17	3.65	q PB
10	781	STARIKOVA Anastasiya	RUS	31 MAY 1997	2	3.65	q SB
13	831	PEKSIRIN Büsra	TUR	16 JAN 1998	11	3.50	=PB
14	590	DE REGIL Miren	ESP	25 AUG 1997	8	3.50	
15	599	MATEO Brenda	ESP	17 OCT 1998	15	3.30	
15	586	SKIPPER Josephine	DEN	14 JAN 1998	12	3.30	
17	701	SEMERARO Francesca	ITA	5 OCT 1997	13	3.30	
	642	SEIDLER Stina	GER	18 JUN 1998	3	DNS	

	3.10	3.30	3.50	3.65	3.80
1 809 MOSER Angelica	-	-	-	-	xo
2 613 DACI Thiziri	-	o	o	o	-
2 788 KROŠELJ Leda	-	o	o	o	-
2 617 LABBE Charlotte	-	o	o	o	-
2 552 SHPAK Anna	-	-	-	o	-
2 786 ZAKHARCHENKO T	-	-	-	o	-
7 576 PÖSCHLOVÁ Nikola	-	o	o	xo	-
8 658 KISS Réka	-	o	xo	xo	-
9 527 GLADKOVA Yelena	xo	o	xo	xo	-
10 577 PRAŽÁKOVÁ Zuzana	-	xo	o	xxo	-
10 641 SCHULZE Juliane	-	-	xo	xxo	-
10 781 STARIKOVA A	-	o	xo	xxo	-
13 831 PEKSIRIN Büsra	-	xo	xo	xxx	-
14 590 DE REGIL Miren	o	o	xxo	xxx	-
15 599 MATEO Brenda	-	o	xxx	-	-
15 586 SKIPPER Josephine	-	o	xxx	-	-
17 701 SEMERARO Francesca	-	xo	xxx	-	-
642 SEIDLER Stina	-	-	-	-	-

INTERNET Service: <http://eyot2014baku.com/>

Timing, Measurement & Data Service by  SWISS TIMING

printed at SUN 1 JUN 2014 19:17

Page 46 of 65

## Results

### Pole Vault Girls

#### Qualification

31 MAY 2014 / 9:30

Rank	Bib	Name	Nat	Date of Birth	Order	Result	
1	809	MOSER Angelica	SUI	9 OCT 1997	10	3.80	Q
2	613	DACI Thiziri	FRA	15 DEC 1997	14	3.65	q
2	788	KROŠELJ Leda	SLO	30 NOV 1997	9	3.65	q
2	617	LABBE Charlotte	FRA	8 JAN 1997	16	3.65	q
2	552	SHPAK Anna	BLR	14 FEB 1997	7	3.65	q
2	786	ZAKHARCHENKO Tatyana	RUS	21 APR 1997	18	3.65	q
7	576	PÖSCHLOVÁ Nikola	CZE	10 SEP 1998	1	3.65	q SB
8	658	KISS Réka	HUN	2 SEP 1997	5	3.65	q
9	527	GLADKOVA Yelena	AZE	10 JUN 1998	6	3.65	q
10	577	PRAŽÁKOVÁ Zuzana	CZE	26 APR 1997	4	3.65	q
10	641	SCHULZE Juliane	GER	8 JAN 1997	17	3.65	q PB
10	781	STARIKOVA Anastasiya	RUS	31 MAY 1997	2	3.65	q SB
13	831	PEKSIRIN Büsra	TUR	16 JAN 1998	11	3.50	=PB
14	590	DE REGIL Miren	ESP	25 AUG 1997	8	3.50	
15	599	MATEO Brenda	ESP	17 OCT 1998	15	3.30	
15	586	SKIPPER Josephine	DEN	14 JAN 1998	12	3.30	
17	701	SEMERARO Francesca	ITA	5 OCT 1997	13	3.30	
	642	SEIDLER Stina	GER	18 JUN 1998	3	DNS	

1	809	MOSER Angelica	-	-	-	-	xo
2	613	DACI Thiziri	-	o	-	o	-
2	788	KROŠELJ Leda	-	o	-	o	-
2	617	LABBE Charlotte	-	o	-	o	-
2	552	SHPAK Anna	-	-	-	o	-
2	786	ZAKHARCHENKO T	-	-	-	o	-
7	576	PÖSCHLOVÁ Nikola	-	o	-	xo	-
8	658	KISS Réka	-	o	xo	xo	-
9	527	GLADKOVA Yelena	xo	o	xo	xo	-
10	577	PRAŽÁKOVÁ Zuzana	-	xo	o	xxo	-
10	641	SCHULZE Juliane	-	-	xo	xxo	-
10	781	STARIKOVA A	-	o	xo	xxo	-
13	831	PEKSIRIN Büsra	-	xo	xo	xxx	-
14	590	DE REGIL Miren	o	o	xxx	xxx	-
15	599	MATEO Brenda	-	o	xxx	xxx	-
15	586	SKIPPER Josephine	-	o	xxx	xxx	-
17	701	SEMERARO Francesca	-	xo	xxx	xxx	-
	642	SEIDLER Stina	-	-	-	-	-

Qualified: qualifying perf. 3.80 (Q) or 12 best performers (q) to the advance to the Final


### Pole Vault Girls

#### Final

1 JUN 2014 / 14:30

Rank	Bib	Name	Nat	Date of Birth	Order	Result	
1	809	MOSER Angelica	SUI	9 OCT 1997	2	4.20	EYL
2	552	SHPAK Anna	BLR	14 FEB 1997	4	4.05	PB
3	577	PRAŽÁKOVÁ Zuzana	CZE	26 APR 1997	8	3.90	PB
4	658	KISS Réka	HUN	2 SEP 1997	9	3.80	=PB
4	788	KROŠELJ Leda	SLO	30 NOV 1997	6	3.80	
6	641	SCHULZE Juliane	GER	8 JAN 1997	7	3.80	PB
7	527	GLADKOVA Yelena	AZE	10 JUN 1998	12	3.80	
8	613	DACI Thiziri	FRA	15 DEC 1997	3	3.70	
8	786	ZAKHARCHENKO Tatyana	RUS	21 APR 1997	10	3.70	
10	576	PÖSCHLOVÁ Nikola	CZE	10 SEP 1998	5	3.70	SB
11	781	STARIKOVA Anastasiya	RUS	31 MAY 1997	1	3.55	
12	617	LABBE Charlotte	FRA	8 JAN 1997	11	3.40	

INTERNET Service: <http://eyot2014baku.com/>

Timing, Measurement & Data Service by  SWISS TIMING

printed at SUN 1 JUN 2014 19:17

Page 47 of 65

## Results

### Final (cont.)

Final			3.40	3.55	3.70	3.80	3.90	4.00	4.05	4.10	4.15	4.20	4.30
1	809	MOSEER Angelica	-	-	-	o	o	o	o	o	-	xxo	xxx
2	552	SHPAK Anna	-	-	o	o	o	xxo	xo	xxx	-	-	-
3	577	PRAŽÁKOVÁ Zuzana	o	o	o	xo	o	xxx	-	-	-	-	-
4	658	KISS Réka	o	o	o	o	xxx	-	-	-	-	-	-
4	788	KROŠELJ Leda	o	o	o	o	xxx	-	-	-	-	-	-
6	641	SCHULZE Juliane	-	o	o	xo	xxx	-	-	-	-	-	-
7	527	GLADKOVA Yelena	xo	o	xxo	xxo	xxx	-	-	-	-	-	-
8	613	DACI Thiziri	o	o	o	xxx	-	-	-	-	-	-	-
8	786	ZAKHARCHENKO T	-	-	o	-	xxx	-	-	-	-	-	-
10	576	PÖSCHLOVÁ Nikola	xo	xxo	o	xxx	-	-	-	-	-	-	-
11	781	STARIKOVA A	-	o	xxx	-	-	-	-	-	-	-	-
12	617	LABBE Charlotte	xo	xxx	-	-	-	-	-	-	-	-	-


### Long Jump Girls

#### Qualification

31 MAY 2014 / 12:00

Rank	Bib	Name	Nat	Date of Birth	Order	Result		
1	689	FIORSE Beatrice	ITA	9 FEB 1997	6	6.26	Q	
2	775	KROPIVKO Yekaterina	RUS	13 JUN 1997	2	6.14	Q	PB
3	533	MAUDENS Hanne	BEL	1997	10	6.12	Q	PB
4	623	DZAGNIDZE Mari	GEO	1997	3	6.05	Q	PB
5	636	OZIEGBE Sharin	GER	2 MAR 1998	7	6.04	Q	
6	838	BABI Yelizaveta	UKR	24 JUL 1997	2	6.03	Q	
7	553	SKVARTSOVA Viyaleta	BLR	15 APR 1998	4	5.89	q	
8	779	SELEZNYOVA Anastasiya	RUS	15 APR 1997	4	5.88	q	
9	591	DEL HOYO Emilia	ESP	5 APR 1997	13	5.87	q	
10	614	DAVID Yanis	FRA	12 DEC 1997	1	5.86	q	
11	745	BARREIRA Jessica	POR	29 JAN 1997	11	5.86	q	PB
12	606	SEMPERE Noemí	ESP	1997	13	5.85	q	
13	737	MARTYNA Katarzyna	POL	25 OCT 1998	12	5.81		
14	616	GUILLAUME Ilionis	FRA	13 JAN 1998	3	5.78		
15	570	GERULOVÁ Emily	CZE	8 JUL 1997	8	5.74		
16	587	TØLLØSE Laura	DEN	17 AUG 1997	11	5.73		
17	819	ÇANAKÇI Meryem	TUR	1997	5	5.68		
18	611	VERLIN Kreete	EST	14 FEB 1997	1	5.49		
19	660	LESTI Diána	HUN	30 MAR 1998	5	5.46		
20	524	STRAMETZ Karin	AUT	18 APR 1998	14	5.44		
21	709	TARASOVA Alevtina	LAT	31 JUL 1997	8	5.32		
22	728	MIROSKA Martina	MKD	24 JUN 1998	9	5.25		PB
23	680	KRISTJÁNSDÓTTIR Thelma Lind	ISL	25 SEP 1997	10	5.24		SB
24	539	STANIVUKOVIC Nikolija	BIH	23 MAY 1997	12	5.09		
25	787	BOŽIC Tina	SLO	1997	7	5.05		
26	526	FARXADOVA Ofeliya	AZE	15 OCT 1998	9	4.77		
	650	ROMAIOU Konstantina	GRE	30 MAY 1997	6	NM		

INTERNET Service: <http://eyot2014baku.com/>

Timing, Measurement & Data Service by  SWISS TIMING

printed at SUN 1 JUN 2014 19:17

Page 48 of 65



## Results

### Qualification (cont.)

Qualification		1	2	3
1	689 FIORESE Beatrice	x (-0.2)	6.26 (+3.0)	
2	775 KROPIVKO Y	x (+1.2)	6.14 (-1.5)	
3	533 MAUDENS Hanne	6.12 (+1.2)		
4	623 DZAGNIDZE Mari	5.70 (+2.1)	3.13 (-1.3)	6.05 (+0.6)
5	636 OZIEGBE Sharin	5.83 (-2.6)	6.04 (+2.3)	
6	838 BABI Yelizaveta	6.03 (+2.8)		
7	553 SKVARTSOVA V	x (+2.6)	4.83 (0.0)	5.89 (-0.7)
8	779 SELEZNYOVA A	x (+2.2)	5.88 (-0.4)	x (+1.3)
9	591 DEL HOYO Emilia	x (-0.7)	x (+0.8)	5.87 (+2.2)
10	614 DAVID Yanis	5.58 (-0.6)	5.72 (-1.1)	5.86 (+0.2)
11	745 BARREIRA Jessica	5.86 (-0.2)	x (+2.1)	x (-1.2)
12	606 SEMPERE Noemí	5.85 (-0.8)	5.71 (-2.2)	5.74 (-2.4)
13	737 MARTYNA Katarzyna	5.36 (+0.8)	5.65 (+1.5)	5.81 (-0.1)
14	616 GUILLAUME Ilionis	5.78 (+1.2)	5.30 (-0.9)	5.65 (+1.7)
15	570 GERULOVÁ Emily	x (-0.5)	5.74 (0.0)	5.54 (-2.7)
16	587 TØLLØSE Laura	5.33 (+1.0)	5.73 (+1.4)	x (-0.2)
17	819 ÇANAKÇI Meryem	5.32 (+0.3)	5.68 (-0.8)	5.30 (-0.4)
18	611 VERLIN Kreete	5.17 (+0.7)	5.29 (-1.6)	5.49 (+2.4)
19	660 LESTI Diána	5.46 (+0.2)	-	-
20	524 STRAMETZ Karin	4.74 (-1.4)	5.44 (+1.0)	5.33 (-2.1)
21	709 TARASOVA Alevtina	4.97 (-0.8)	5.32 (+0.7)	5.07 (-2.6)
22	728 MIROSKA Martina	5.25 (-1.5)	5.08 (+2.2)	5.23 (+0.7)
23	680 KRISTJÁNSDÓTTIR T	5.24 (-1.2)	x (-2.6)	2.91 (-0.3)
24	539 STANIVUKOVIC N	5.09 (+2.0)	4.96 (+1.2)	4.94 (+1.4)
25	787 BOŽIC Tina	5.05 (0.0)	x (+1.6)	x (0.0)
26	526 FARXADOVA Ofeliya	x (+1.5)	x (+2.8)	4.77 (+1.1)
	650 ROMAIOU K	x (-0.2)	-	-

### Long Jump Girls


#### Qualification Group A

31 MAY 2014 / 12:00

Rank	Bib	Name	Nat	Date of Birth	Order	Result		
1	533	MAUDENS Hanne	BEL	1997	10	6.12	Q	PB
2	838	BABI Yelizaveta	UKR	24 JUL 1997	2	6.03	Q	
3	779	SELEZNYOVA Anastasiya	RUS	15 APR 1997	4	5.88	q	
4	591	DEL HOYO Emilia	ESP	5 APR 1997	13	5.87	q	
5	745	BARREIRA Jessica	POR	29 JAN 1997	11	5.86	q	PB
6	616	GUILLAUME Ilionis	FRA	13 JAN 1998	3	5.78		
7	819	ÇANAKÇI Meryem	TUR	1997	5	5.68		
8	611	VERLIN Kreete	EST	14 FEB 1997	1	5.49		
9	524	STRAMETZ Karin	AUT	18 APR 1998	14	5.44		
10	709	TARASOVA Alevtina	LAT	31 JUL 1997	8	5.32		
11	539	STANIVUKOVIC Nikolija	BIH	23 MAY 1997	12	5.09		
12	787	BOŽIC Tina	SLO	1997	7	5.05		
13	526	FARXADOVA Ofeliya	AZE	15 OCT 1998	9	4.77		
	650	ROMAIOU Konstantina	GRE	30 MAY 1997	6	NM		

		1	2	3
1	533 MAUDENS Hanne	6.12 (+1.2)		
2	838 BABI Yelizaveta	6.03 (+2.8)		
3	779 SELEZNYOVA A	x (+2.2)	5.88 (-0.4)	x (+1.3)
4	591 DEL HOYO Emilia	x (-0.7)	x (+0.8)	5.87 (+2.2)
5	745 BARREIRA Jessica	5.86 (-0.2)	x (+2.1)	x (-1.2)
6	616 GUILLAUME Ilionis	5.78 (+1.2)	5.30 (-0.9)	5.65 (+1.7)
7	819 ÇANAKÇI Meryem	5.32 (+0.3)	5.68 (-0.8)	5.30 (-0.4)
8	611 VERLIN Kreete	5.17 (+0.7)	5.29 (-1.6)	5.49 (+2.4)
9	524 STRAMETZ Karin	4.74 (-1.4)	5.44 (+1.0)	5.33 (-2.1)
10	709 TARASOVA Alevtina	4.97 (-0.8)	5.32 (+0.7)	5.07 (-2.6)
11	539 STANIVUKOVIC N	5.09 (+2.0)	4.96 (+1.2)	4.94 (+1.4)
12	787 BOŽIC Tina	5.05 (0.0)	x (+1.6)	x (0.0)
13	526 FARXADOVA Ofeliya	x (+1.5)	x (+2.8)	4.77 (+1.1)
	650 ROMAIOU K	x (-0.2)	-	-

INTERNET Service: <http://eyot2014baku.com/>

Timing, Measurement & Data Service by  SWISS TIMING

printed at SUN 1 JUN 2014 19:17

Page 49 of 65

## Results

### Long Jump Girls

#### Qualification Group B

31 MAY 2014 / 12:00

Rank	Bib	Name	Nat	Date of Birth	Order	Result	
1	689	FIORESE Beatrice	ITA	9 FEB 1997	6	6.26	Q
2	775	KROPIVKO Yekaterina	RUS	13 JUN 1997	2	6.14	Q PB
3	623	DZAGNIDZE Mari	GEO	1997	3	6.05	Q PB
4	636	OZIEGBE Sharin	GER	2 MAR 1998	7	6.04	Q
5	553	SKVARTSOVA Viyaleta	BLR	15 APR 1998	4	5.89	q
6	614	DAVID Yanis	FRA	12 DEC 1997	1	5.86	q
7	606	SEMPERE Noemí	ESP	1997	13	5.85	q
8	737	MARTYNA Katarzyna	POL	25 OCT 1998	12	5.81	
9	570	GERULOVÁ Emily	CZE	8 JUL 1997	8	5.74	
10	587	TØLLØSE Laura	DEN	17 AUG 1997	11	5.73	
11	660	LESTI Diána	HUN	30 MAR 1998	5	5.46	
12	728	MIROSKA Martina	MKD	24 JUN 1998	9	5.25	PB
13	680	KRISTJÁNSDÓTTIR Thelma Lind	ISL	25 SEP 1997	10	5.24	SB

	1	2	3
1	689 FIORESE Beatrice	x (-0.2)	6.26 (+3.0)
2	775 KROPIVKO Y	x (+1.2)	6.14 (-1.5)
3	623 DZAGNIDZE Mari	5.70 (+2.1)	3.13 (-1.3)
4	636 OZIEGBE Sharin	5.83 (-2.6)	6.04 (+2.3)
5	553 SKVARTSOVA V	x (+2.6)	4.83 (0.0)
6	614 DAVID Yanis	5.58 (-0.6)	5.72 (-1.1)
7	606 SEMPERE Noemí	5.85 (-0.8)	5.71 (-2.2)
8	737 MARTYNA Katarzyna	5.36 (-0.8)	5.65 (+1.5)
9	570 GERULOVÁ Emily	x (-0.5)	5.74 (0.0)
10	587 TØLLØSE Laura	5.33 (+1.0)	5.73 (+1.4)
11	660 LESTI Diána	5.46 (+0.2)	-
12	728 MIROSKA Martina	5.25 (-1.5)	5.08 (+2.2)
13	680 KRISTJÁNSDÓTTIR T	5.24 (-1.2)	x (-2.6)

Qualified: qualifying perf. 5.95 (Q) or 12 best performers (q) to the advance to the Final

### Long Jump Girls


#### Final

1 JUN 2014 / 17:05

Rank	Bib	Name	Nat	Date of Birth	Order	Result	
1	775	KROPIVKO Yekaterina	RUS	13 JUN 1997	7	6.19	PB
2	533	MAUDENS Hanne	BEL	1997	4	6.15	PB
3	689	FIORESE Beatrice	ITA	9 FEB 1997	1	6.14	PB
4	623	DZAGNIDZE Mari	GEO	1997	11	6.10	PB
5	636	OZIEGBE Sharin	GER	2 MAR 1998	3	6.03	
6	838	BABI Yelizaveta	UKR	24 JUL 1997	8	6.00	SB
7	614	DAVID Yanis	FRA	12 DEC 1997	5	6.00	
8	779	SELEZNYOVA Anastasiya	RUS	15 APR 1997	2	5.96	
9	745	BARREIRA Jessica	POR	29 JAN 1997	12	5.85	
10	606	SEMPERE Noemí	ESP	1997	6	5.58	
11	591	DEL HOYO Emilia	ESP	5 APR 1997	9	5.47	
12	553	SKVARTSOVA Viyaleta	BLR	15 APR 1998	10	5.43	

	1	2	3	4	5	6
1	775 KROPIVKO Y	6.04 (-0.1)	x (-0.8)	x (+0.8)	6.19 (+0.9)	x (-0.3)
2	533 MAUDENS Hanne	6.02 (0.0)	6.07 (-0.7)	5.76 (-0.3)	6.15 (+0.7)	5.96 (-0.4)
3	689 FIORESE Beatrice	6.14 (-0.1)	6.01 (-0.7)	5.88 (-0.9)	x (+0.8)	x (-0.1)
4	623 DZAGNIDZE Mari	x (+0.9)	6.00 (+0.6)	x (+0.1)	6.00 (+0.3)	6.10 (0.0)
5	636 OZIEGBE Sharin	6.03 (-0.1)	5.92 (-0.2)	x (-0.7)	5.72 (+0.7)	x (0.0)
6	838 BABI Yelizaveta	5.69 (-0.4)	5.92 (-0.1)	6.00 (+0.3)	5.82 (-0.2)	5.93 (+0.3)
7	614 DAVID Yanis	6.00 (-0.7)	5.49 (-0.1)	5.91 (-0.1)	-	-
8	779 SELEZNYOVA A	5.79 (-0.5)	5.96 (+0.7)	x (-0.8)	5.83 (-0.2)	x (-1.1)
9	745 BARREIRA Jessica	x (-0.1)	5.85 (+0.2)	5.85 (+0.4)		
10	606 SEMPERE Noemí	x (+1.5)	5.58 (-0.7)	x (+0.1)		
11	591 DEL HOYO Emilia	x (+0.2)	5.42 (-0.5)	5.47 (-0.3)		
12	553 SKVARTSOVA V	x (-0.3)	4.80 (+0.2)	5.43 (-0.8)		

INTERNET Service: <http://eyot2014baku.com/>

Timing, Measurement & Data Service by  SWISS TIMING

printed at SUN 1 JUN 2014 19:17

Page 50 of 65

## Results

### Triple Jump Girls


#### Qualification

30 MAY 2014 / 17:45

Rank	Bib	Name	Nat	Date of Birth	Order	Result		
1	765	BLAGOVESHCHENSKAIA Tatyana	RUS	25 JAN 1997	5	13.08	Q	PB
2	652	BAJNOK Eszter	HUN	26 APR 1997	9	12.92	Q	PB
3	614	DAVID Yanis	FRA	12 DEC 1997	7	12.85	Q	
4	594	GARIJO Ana	ESP	7 OCT 1997	2	12.82	Q	PB
5	787	BOŽIC Tina	SLO	1997	11	12.74	Q	
6	745	BARREIRA Jessica	POR	29 JAN 1997	2	12.67	q	PB
7	650	ROMAIOU Konstantina	GRE	30 MAY 1997	13	12.62	q	PB
8	691	KALMYKOVA Valentina	ITA	1 JAN 1997	3	12.52	q	PB
9	774	KOSOLAPOVA Valentina	RUS	11 JUL 1997	1	12.39	q	
10	643	BILIOU Artemisia	GRE	23 APR 1997	1	12.39	q	
11	578	REICHELTOVÁ Ivana	CZE	20 MAY 1998	4	12.33	q	PB
12	832	SIMSEK Gamze	TUR	15 AUG 1997	8	12.32	q	
13	725	CALININA Anastasia	MDA	20 JAN 1998	7	12.17		
14	855	SINEY Mariya	UKR	29 MAR 1997	6	12.17		
15	842	DUMCHEVA Anastasiya	UKR	12 JUN 1997	5	12.14		
16	734	KIELBASA Malgorzata	POL	4 FEB 1997	9	12.08		
17	760	SANDU Adelina Mihaela	ROU	1 FEB 1998	11	12.05		
18	700	SALVAN Maria	ITA	1 JAN 1997	10	12.04		
19	806	STOJADINOVIC Marija	SRB	13 JUL 1997	10	12.02		
20	546	MALAFEYEVA Aliaksandra	BLR	12 SEP 1998	13	12.01		
21	724	ANTONOVICI Nelli	MDA	25 APR 1997	3	11.96		
22	757	MIHAI Alexandra Georgiana	ROU	1 JAN 1997	6	11.89		
23	719	ZAGAINOVA Diana	LTU	20 JUN 1997	8	11.70		
24	600	MÉNDEZ Maria	ESP	5 FEB 1997	4	11.60		
	680	KRISTJÁNSDÓTTIR Thelma Lind	ISL	25 SEP 1997	12	NM		
	711	TURKE Ieva	LAT	23 JUL 1998	12	NM		

			1		2		3	
1	765	BLAGOVESHCHENSKAIA	12.42	(+0.5)	13.08	(+0.3)		
2	652	BAJNOK Eszter	12.92	(+1.6)				
3	614	DAVID Yanis	12.85	(+0.3)				
4	594	GARIJO Ana	x	(-0.1)	12.34	(-1.0)	12.82	(-1.0)
5	787	BOŽIC Tina	12.74	(+1.4)				
6	745	BARREIRA Jessica	12.67	(-1.1)	12.32	(-1.9)	x	(+1.8)
7	650	ROMAIOU K	12.34	(-0.9)	12.62	(0.0)	x	(0.0)
8	691	KALMYKOVA V	12.25	(-1.2)	x	(+0.8)	12.52	(+0.4)
9	774	KOSOLAPOVA V	12.16	(-1.4)	12.39	(+0.4)	12.27	(-1.1)
10	643	BILIOU Artemisia	12.39	(-0.8)	x	(+1.0)	x	(-0.7)
11	578	REICHELTOVÁ Ivana	12.33	(-0.3)	12.15	(+1.3)	12.13	(+0.4)
12	832	SIMSEK Gamze	12.32	(+0.8)	12.14	(-2.0)	12.10	(+1.4)
13	725	CALININA Anastasia	12.17	(+0.7)	12.05	(-1.1)	11.82	(+0.5)
14	855	SINEY Mariya	12.00	(+1.8)	11.89	(-0.5)	12.17	(-0.5)
15	842	DUMCHEVA A	12.07	(-0.6)	12.14	(-0.4)	12.11	(+1.6)
16	734	KIELBASA M	11.88	(+0.5)	11.72	(-0.8)	12.08	(+0.4)
17	760	SANDU A	x	(+0.5)	11.80	(+0.2)	12.05	(+1.5)
18	700	SALVAN Maria	11.73	(+2.5)	11.87	(+0.7)	12.04	(0.0)
19	806	STOJADINOVIC M	12.02	(+1.9)	11.98	(0.0)	12.00	(-0.4)
20	546	MALAFEYEVA A	11.54	(-0.1)	11.83	(+0.8)	12.01	(+1.2)
21	724	ANTONOVICI Nelli	11.70	(-0.1)	11.96	(+0.9)	11.75	(+0.9)
22	757	MIHAI A	x	(-0.6)	11.89	(-0.1)	x	(-1.1)
23	719	ZAGAINOVA Diana	11.70	(+1.5)	11.31	(-0.2)	11.34	(-0.1)
24	600	MÉNDEZ Maria	x	(-0.8)	11.60	(-1.0)	x	(-0.2)
	680	KRISTJÁNSDÓTTIR T	x	(+0.3)	x	(+0.6)	x	(-0.3)
	711	TURKE Ieva	x	(+0.5)	x	(+0.4)	x	(-0.1)

INTERNET Service: <http://eyot2014baku.com/>

Timing, Measurement & Data Service by  SWISS TIMING

printed at SUN 1 JUN 2014 19:17

Page 51 of 65

## Results

### Triple Jump Girls

#### Qualification Group A

30 MAY 2014 / 17:45

Rank	Bib	Name	Nat	Date of Birth	Order	Result		
1	594	GARIJO Ana	ESP	7 OCT 1997	2	12.82	Q	PB
2	787	BOŽIC Tina	SLO	1997	11	12.74	Q	
3	650	ROMAIOU Konstantina	GRE	30 MAY 1997	13	12.62	q	PB
4	691	KALMYKOVA Valentina	ITA	1 JAN 1997	3	12.52	q	PB
5	774	KOSOLAPOVA Valentina	RUS	11 JUL 1997	1	12.39	q	
6	578	REICHELTOVÁ Ivana	CZE	20 MAY 1998	4	12.33	q	PB
7	832	SIMSEK Gamze	TUR	15 AUG 1997	8	12.32	q	
8	725	CALININA Anastasia	MDA	20 JAN 1998	7	12.17		
9	842	DUMCHEVA Anastasiya	UKR	12 JUN 1997	5	12.14		
10	734	KIELBASA Malgorzata	POL	4 FEB 1997	9	12.08		
11	806	STOJADINOVIC Marija	SRB	13 JUL 1997	10	12.02		
12	757	MIHAI Alexandra Georgiana	ROU	1 JAN 1997	6	11.89		
	711	TURKE Ieva	LAT	23 JUL 1998	12	NM		

	1	2	3
1	594 GARIJO Ana	x (-0.1)	12.34 (-1.0)
2	787 BOŽIC Tina	12.74 (+1.4)	
3	650 ROMAIOU K	12.34 (-0.9)	x (0.0)
4	691 KALMYKOVA V	12.25 (-1.2)	x (+0.8)
5	774 KOSOLAPOVA V	12.16 (-1.4)	12.39 (+0.4)
6	578 REICHELTOVÁ Ivana	12.33 (-0.3)	12.15 (+1.3)
7	832 SIMSEK Gamze	12.32 (+0.8)	12.14 (-2.0)
8	725 CALININA Anastasia	12.17 (-0.7)	12.05 (-1.1)
9	842 DUMCHEVA A	12.07 (-0.6)	12.14 (-0.4)
10	734 KIELBASA M	11.88 (+0.5)	11.72 (-0.8)
11	806 STOJADINOVIC M	12.02 (+1.9)	11.98 (0.0)
12	757 MIHAI A	x (-0.6)	11.89 (-0.1)
	711 TURKE Ieva	x (+0.5)	x (-0.1)

### Triple Jump Girls

#### Qualification Group B


30 MAY 2014 / 17:45

Rank	Bib	Name	Nat	Date of Birth	Order	Result		
1	765	BLAGOVESHCHENSKAIA Tatyana	RUS	25 JAN 1997	5	13.08	Q	PB
2	652	BAJNOK Eszter	HUN	26 APR 1997	9	12.92	Q	PB
3	614	DAVID Yanis	FRA	12 DEC 1997	7	12.85	Q	
4	745	BARREIRA Jessica	POR	29 JAN 1997	2	12.67	q	PB
5	643	BILIOU Artemisia	GRE	23 APR 1997	1	12.39	q	
6	855	SINEY Mariya	UKR	29 MAR 1997	6	12.17		
7	760	SANDU Adelina Mihaela	ROU	1 FEB 1998	11	12.05		
8	700	SALVAN Maria	ITA	1 JAN 1997	10	12.04		
9	546	MALAFEYEVA Aliaksandra	BLR	12 SEP 1998	13	12.01		
10	724	ANTONOVICI Nelli	MDA	25 APR 1997	3	11.96		
11	719	ZAGAINOVA Diana	LTU	20 JUN 1997	8	11.70		
12	600	MÉNDEZ Maria	ESP	5 FEB 1997	4	11.60		
	680	KRISTJÁNSDÓTTIR Thelma Lind	ISL	25 SEP 1997	12	NM		

	1	2	3
1	765 BLAGOVESHCHENSKAIA	12.42 (+0.5)	13.08 (+0.3)
2	652 BAJNOK Eszter	12.92 (+1.6)	
3	614 DAVID Yanis	12.85 (+0.3)	
4	745 BARREIRA Jessica	12.67 (-1.1)	12.32 (-1.9)
5	643 BILIOU Artemisia	12.39 (-0.8)	x (+1.0)
6	855 SINEY Mariya	12.00 (+1.8)	x (-0.7)
7	760 SANDU A	x (+0.5)	11.89 (-0.5)
8	700 SALVAN Maria	11.73 (-2.5)	11.80 (+0.2)
9	546 MALAFEYEVA A	11.54 (-0.1)	11.87 (+0.7)
10	724 ANTONOVICI Nelli	11.70 (-0.1)	11.83 (+0.8)
11	719 ZAGAINOVA Diana	11.70 (+1.5)	11.96 (+0.9)
12	600 MÉNDEZ Maria	x (-0.8)	11.31 (-0.2)
	680 KRISTJÁNSDÓTTIR T	x (+0.3)	11.60 (-1.0)

Qualified: qualifying perf. 12.70 (Q) or 12 best performers (q) to the advance to the Final

INTERNET Service: <http://eyot2014baku.com/>

Timing, Measurement & Data Service by  SWISS TIMING

printed at SUN 1 JUN 2014 19:17

Page 52 of 65

Results

Triple Jump Girls


Final

31 MAY 2014 / 16:00

Rank	Bib	Name	Nat	Date of Birth	Order	Result	
1	765	BLAGOVESHCHENSKAIA Tatyana	RUS	25 JAN 1997	5	13.34	=CR
2	614	DAVID Yanis	FRA	12 DEC 1997	4	13.14	PB
3	652	BAJNOK Eszter	HUN	26 APR 1997	11	12.81	
4	787	BOŽIC Tina	SLO	1997	7	12.77	
5	774	KOSOLAPOVA Valentina	RUS	11 JUL 1997	12	12.74	PB
6	594	GARIJO Ana	ESP	7 OCT 1997	9	12.44	
7	691	KALMYKOVA Valentina	ITA	1 JAN 1997	2	12.38	
8	745	BARREIRA Jessica	POR	29 JAN 1997	3	12.38	
9	650	ROMAIOU Konstantina	GRE	30 MAY 1997	6	12.35	
10	832	SIMSEK Gamze	TUR	15 AUG 1997	10	12.14	
11	578	REICHELTOVÁ Ivana	CZE	20 MAY 1998	1	12.12	
12	643	BILIOU Artemisia	GRE	23 APR 1997	8	12.11	

	1	2	3	4	5	6		
1	765	BLAGOVESHCHENSKAIA	12.50 (+0.8)	13.03 (+0.6)	x (+2.1)	12.47 (-0.3)	x (+0.5)	13.34 (+0.3)
2	614	DAVID Yanis	12.39 (+0.9)	13.08 (-0.9)	12.89 (+1.2)	13.08 (+1.7)	12.82 (+1.3)	13.14 (+0.3)
3	652	BAJNOK Eszter	11.47 (-2.5)	12.46 (+0.2)	12.06 (0.0)	12.25 (+1.9)	12.49 (+0.4)	12.81 (+0.1)
4	787	BOŽIC Tina	12.49 (0.0)	x (+1.0)	12.77 (-0.1)	12.22 (-2.6)	12.47 (0.0)	12.48 (0.0)
5	774	KOSOLAPOVA V	12.74 (+1.1)	12.60 (-0.9)	12.72 (+1.9)	x (-0.6)	12.41 (+1.5)	12.55 (-0.7)
6	594	GARIJO Ana	12.27 (-0.9)	x (-0.5)	12.44 (+0.8)	x (-0.2)	-	-
7	691	KALMYKOVA V	12.05 (+0.4)	12.29 (-0.4)	12.38 (+1.0)	12.33 (-1.4)	11.99 (0.0)	x (-0.1)
8	745	BARREIRA Jessica	12.19 (+2.0)	x (-0.6)	12.38 (+0.7)	x (+0.6)	12.33 (-0.1)	11.97 (-0.1)
9	650	ROMAIOU K	12.35 (-0.6)	x (+1.7)	12.18 (+2.9)			
10	832	SIMSEK Gamze	11.73 (+1.1)	12.12 (+3.0)	12.14 (+0.5)			
11	578	REICHELTOVÁ Ivana	11.36 (-0.4)	11.85 (+0.9)	12.12 (+2.2)			
12	643	BILIOU Artemisia	12.11 (-0.4)	12.11 (+0.6)	11.95 (-2.0)			

INTERNET Service: <http://eyot2014baku.com/>

Timing, Measurement & Data Service by  SWISS TIMING

printed at SUN 1 JUN 2014 19:17

Page 53 of 65

## Results

### Shot Put Girls

#### Qualification

31 MAY 2014 / 10:40

Rank	Bib	Name	Nat	Date of Birth	Order	Result		
1	767	BUGAKOVA Alyona	RUS	24 APR 1997	3	18.39	Q	CR
2	632	KENZEL Alina	GER	10 AUG 1997	13	17.72	Q	PB
3	635	NEHLS Anika	GER	15 APR 1997	6	16.50	Q	
4	742	SLEPOWRONSKA Maja	POL	2 DEC 1998	2	15.79	Q	SB
5	651	BÁCSKAY Zsófia	HUN	18 MAR 1997	7	15.61	Q	
6	678	WALSH Michaela	IRL	1998	2	15.33	q	PB
7	849	KOSENKO Kateryna	UKR	4 MAR 1997	4	15.05	q	
8	815	SLOŠAROVÁ Patrícia	SVK	29 JAN 1998	10	15.04	q	
9	567	CERMANOVÁ Lada	CZE	16 FEB 1998	6	14.94	q	
10	839	BAYRAK Yuliya	UKR	9 FEB 1998	5	14.75	q	
11	610	RADAJEVA Valeria	EST	25 MAY 1998	9	14.35	q	SB
12	833	TAS Elif	TUR	13 JUN 1997	11	14.34	q	
13	829	KESTEKOGLU Melis	TUR	8 JUL 1997	12	14.23		
14	543	KUZMICH Veronika	BLR	28 MAR 1997	8	14.02		
15	565	FELLA Gavriella	CYP	21 JAN 1998	9	13.84		
16	722	BERTEMES Ann	LUX	24 MAR 1998	12	13.68		
17	741	RADAKOVIC Sara	POL	18 JAN 1997	4	13.68		
18	708	RATKUS Elina	LAT	28 NOV 1997	7	13.46		
19	715	GEDMINAITE Akvile	LTU	7 JAN 1997	10	13.44		
20	752	GHEORGHE Florentina Oana	ROU	1 JAN 1998	11	13.15		
21	796	STANKO Tjaša	SLO	1997	1	13.05		
22	562	VULETIC Ivana	CRO	28 OCT 1997	8	13.00		
23	676	TORSNEY Anne Marie	IRL	10 JUL 1997	5	12.80		
24	669	VEILAND Violetta	HUN	11 AUG 1998	1	12.71		
25	679	GUNNARSDÓTTIR Irma	ISL	4 FEB 1998	3	11.39		
	729	RAKOCEVIC Kristina	MNE	1 JAN 1998	13	NM		
	762	VOICU Dana Ioana	ROU	3 AUG 1997	14	NM		


1

2

3

1	767	BUGAKOVA Alyona	18.39			
2	632	KENZEL Alina	17.72			
3	635	NEHLS Anika	16.50			
4	742	SLEPOWRONSKA Maja	15.79			
5	651	BÁCSKAY Zsófia	15.40	x	15.61	
6	678	WALSH Michaela	14.82	15.29	15.33	
7	849	KOSENKO Kateryna	15.05	x	14.29	
8	815	SLOŠAROVÁ Patrícia	15.04	13.58	x	
9	567	CERMANOVÁ Lada	14.83	x	14.94	
10	839	BAYRAK Yuliya	14.40	14.33	14.75	
11	610	RADAJEVA Valeria	13.55	14.35	13.92	
12	833	TAS Elif	14.34	13.46	13.27	
13	829	KESTEKOGLU Melis	12.91	14.23	x	
14	543	KUZMICH Veronika	14.02	x	x	
15	565	FELLA Gavriella	12.00	13.84	13.45	
16	722	BERTEMES Ann	x	13.68	13.44	
17	741	RADAKOVIC Sara	13.68	x	13.07	
18	708	RATKUS Elina	13.46	13.23	12.84	
19	715	GEDMINAITE Akvile	13.39	x	13.44	
20	752	GHEORGHE F	10.41	13.15	11.75	
21	796	STANKO Tjaša	x	13.05	12.88	
22	562	VULETIC Ivana	x	13.00	x	
23	676	TORSNEY Anne Marie	12.80	x	x	
24	669	VEILAND Violetta	12.06	11.77	12.71	
25	679	GUNNARSDÓTTIR Irma	10.29	x	11.39	
	729	RAKOCEVIC Kristina	x	x	x	
	762	VOICU Dana Ioana	x	x	x	

INTERNET Service: <http://eyot2014baku.com/>

Timing, Measurement & Data Service by  SWISS TIMING

printed at SUN 1 JUN 2014 19:17

Page 54 of 65

## Results

### Shot Put Girls

#### Qualification Group A

31 MAY 2014 / 10:40

Rank	Bib	Name	Nat	Date of Birth	Order	Result		
1	635	NEHLS Anika	GER	15 APR 1997	6	16.50	Q	
2	742	SLEPOWRONSKA Maja	POL	2 DEC 1998	2	15.79	Q	SB
3	849	KOSENKO Kateryna	UKR	4 MAR 1997	4	15.05	q	
4	833	TAS Elif	TUR	13 JUN 1997	11	14.34	q	
5	565	FELLA Gavriella	CYP	21 JAN 1998	9	13.84		
6	722	BERTEMES Ann	LUX	24 MAR 1998	12	13.68		
7	708	RATKUS Elina	LAT	28 NOV 1997	7	13.46		
8	715	GEDMINAITE Akvile	LTU	7 JAN 1997	10	13.44		
9	562	VULETIC Ivana	CRO	28 OCT 1997	8	13.00		
10	676	TORSNEY Anne Marie	IRL	10 JUL 1997	5	12.80		
11	669	VEILAND Violetta	HUN	11 AUG 1998	1	12.71		
12	679	GUNNARSDÓTTIR Irma	ISL	4 FEB 1998	3	11.39		
	729	RAKOCEVIC Kristina	MNE	1 JAN 1998	13	NM		
	762	VOICU Dana Ioana	ROU	3 AUG 1997	14	NM		

	1	2	3
1	635 NEHLS Anika	16.50	
2	742 SLEPOWRONSKA Maja	15.79	
3	849 KOSENKO Kateryna	15.05	x
4	833 TAS Elif	14.34	13.46
5	565 FELLA Gavriella	12.00	13.84
6	722 BERTEMES Ann	x	13.68
7	708 RATKUS Elina	13.46	13.23
8	715 GEDMINAITE Akvile	13.39	x
9	562 VULETIC Ivana	x	13.00
10	676 TORSNEY Anne Marie	12.80	x
11	669 VEILAND Violetta	12.06	11.77
12	679 GUNNARSDÓTTIR Irma	10.29	x
	729 RAKOCEVIC Kristina	x	x
	762 VOICU Dana Ioana	x	x


### Shot Put Girls

#### Qualification Group B

31 MAY 2014 / 12:10

Rank	Bib	Name	Nat	Date of Birth	Order	Result		
1	767	BUGAKOVA Alyona	RUS	24 APR 1997	3	18.39	Q	CR
2	632	KENZEL Alina	GER	10 AUG 1997	13	17.72	Q	PB
3	651	BÁCSKAY Zsófia	HUN	18 MAR 1997	7	15.61	Q	
4	678	WALSH Michaela	IRL	1998	2	15.33	q	PB
5	815	SLOŠÁROVÁ Patrícia	SVK	29 JAN 1998	10	15.04	q	
6	567	CERMANOVÁ Lada	CZE	16 FEB 1998	6	14.94	q	
7	839	BAYRAK Yuliya	UKR	9 FEB 1998	5	14.75	q	
8	610	RADAJEVA Valeria	EST	25 MAY 1998	9	14.35	q	SB
9	829	KESTEKOGLU Melis	TUR	8 JUL 1997	12	14.23		
10	543	KUZMICH Veronika	BLR	28 MAR 1997	8	14.02		
11	741	RADAKOVIC Sara	POL	18 JAN 1997	4	13.68		
12	752	GHEORGHE Florentina Oana	ROU	1 JAN 1998	11	13.15		
13	796	STANKO Tjaša	SLO	1997	1	13.05		

INTERNET Service: <http://eyot2014baku.com/>

Timing, Measurement & Data Service by  SWISS TIMING

printed at SUN 1 JUN 2014 19:17

Page 55 of 65

## Results

### Qualification Group B (cont.)

Qualification Group B		1	2	3
1	767	BUGAKOVA Alyona	18.39	
2	632	KENZEL Alina	17.72	
3	651	BÁCSKAY Zsófia	15.40	
4	678	WALSH Michaela	14.82	x
5	815	SLOŠÁROVÁ Patrícia	15.04	15.61
6	567	CERMANOVÁ Lada	14.83	15.33
7	839	BAYRAK Yuliya	14.40	x
8	610	RADAJEVA Valeria	13.55	14.94
9	829	KESTEKOGLU Melis	12.91	14.75
10	543	KUZMICH Veronika	14.02	13.92
11	741	RADAKOVIC Sara	13.68	x
12	752	GHEORGHE F	10.41	13.07
13	796	STANKO Tjaša	x	11.75
			13.05	12.88

Qualified: qualifying perf. 15.60 (Q) or 12 best performers (q) to the advance to the Final


### Shot Put Girls

Final 1 JUN 2014 / 16:10

Rank	Bib	Name	Nat	Date of Birth	Order	Result
1	767	BUGAKOVA Alyona	RUS	24 APR 1997	6	18.33
2	635	NEHLS Anika	GER	15 APR 1997	9	17.56
3	632	KENZEL Alina	GER	10 AUG 1997	1	17.33
4	651	BÁCSKAY Zsófia	HUN	18 MAR 1997	7	15.94
5	742	SLEPOWRONSKA Maja	POL	2 DEC 1998	12	15.89
6	567	CERMANOVÁ Lada	CZE	16 FEB 1998	10	15.80
7	815	SLOŠÁROVÁ Patrícia	SVK	29 JAN 1998	11	15.09
8	839	BAYRAK Yuliya	UKR	9 FEB 1998	3	15.05
9	849	KOSENKO Kateryna	UKR	4 MAR 1997	5	14.88
10	678	WALSH Michaela	IRL	1998	2	14.55
11	610	RADAJEVA Valeria	EST	25 MAY 1998	4	13.52
12	833	TAS Elif	TUR	13 JUN 1997	8	13.30

	1	2	3	4	5	6		
1	767	BUGAKOVA Alyona	18.33	17.96	x	17.69	18.10	x
2	635	NEHLS Anika	x	17.07	x	17.36	17.56	x
3	632	KENZEL Alina	17.33	x	x	x	x	x
4	651	BÁCSKAY Zsófia	14.83	x	15.94	15.48	x	x
5	742	SLEPOWRONSKA Maja	15.89	15.60	x	x	15.73	x
6	567	CERMANOVÁ Lada	14.50	14.59	15.80	15.16	x	x
7	815	SLOŠÁROVÁ Patrícia	12.91	14.26	15.09	x	13.94	14.98
8	839	BAYRAK Yuliya	14.25	15.05	x	x	x	x
9	849	KOSENKO Kateryna	14.88	14.76	14.04			
10	678	WALSH Michaela	14.29	x	14.55			
11	610	RADAJEVA Valeria	13.52	13.16	x			
12	833	TAS Elif	13.30	x	11.87			

INTERNET Service: <http://eyot2014baku.com/>

Timing, Measurement & Data Service by  SWISS TIMING

printed at SUN 1 JUN 2014 19:17

Page 56 of 65



## Results

### Discus Throw Girls

#### Qualification

30 MAY 2014 / 12:10

Rank	Bib	Name	Nat	Date of Birth	Order	Result	
1	729	RAKOCEVIC Kristina	MNE	1 JAN 1998	3	49.10	Q
2	840	BELYAKOVA Alyona	UKR	21 DEC 1998	8	47.11	Q
3	631	KEMPKA Lara	GER	6 SEP 1997	10	47.10	Q
4	761	SESCU Carla Francesca	ROU	29 MAY 1997	12	43.08	q
5	839	BAYRAK Yuliya	UKR	9 FEB 1998	15	42.35	q
6	656	KÁLMÁN Alexandra	HUN	26 AUG 1998	4	41.98	q
7	703	BALANDE-BALODE Sandija	LAT	1997	9	41.52	q
8	784	VITYUGOVA Anastasiya	RUS	13 MAR 1997	5	40.26	q
9	824	GIRGIN Emine	TUR	14 MAY 1998	2	39.11	q
10	747	SILVA Teresa	POR	20 AUG 1997	1	38.78	q
11	625	PAKELIANI Nani	GEO	17 APR 1998	11	38.32	q
12	626	USHIKISHVILI Natela	GEO	24 NOV 1998	14	37.52	q
13	540	ANISHCHUK Iryna	BLR	13 FEB 1998	6	37.38	
14	742	SLEPOWRONSKA Maja	POL	2 DEC 1998	13	37.32	
15	681	SKAFTADOTTIR Jofridur Isdis	ISL	1 FEB 1998	7	34.17	

1			2			3		
1	729	RAKOCEVIC Kristina	49.10					
2	840	BELYAKOVA Alyona	47.11					
3	631	KEMPKA Lara	x	47.10				
4	761	SESCU C	x	43.08			x	
5	839	BAYRAK Yuliya	42.35	41.98			40.30	
6	656	KÁLMÁN Alexandra	41.48	41.98			41.29	
7	703	BALANDE-BALODE S	41.52	40.33			38.93	
8	784	VITYUGOVA A	x	40.26			39.46	
9	824	GIRGIN Emine	37.75	38.89			39.11	
10	747	SILVA Teresa	38.78	37.62			35.17	
11	625	PAKELIANI Nani	37.02	38.32			36.35	
12	626	USHIKISHVILI N	36.86	37.52			x	
13	540	ANISHCHUK Iryna	37.38	36.18			x	
14	742	SLEPOWRONSKA Maja	x	36.47			37.32	
15	681	SKAFTADOTTIR J	33.95	34.16			34.17	


### Discus Throw Girls

#### Qualification

30 MAY 2014 / 12:10

Rank	Bib	Name	Nat	Date of Birth	Order	Result	
1	729	RAKOCEVIC Kristina	MNE	1 JAN 1998	3	49.10	Q
2	840	BELYAKOVA Alyona	UKR	21 DEC 1998	8	47.11	Q
3	631	KEMPKA Lara	GER	6 SEP 1997	10	47.10	Q
4	761	SESCU Carla Francesca	ROU	29 MAY 1997	12	43.08	q
5	839	BAYRAK Yuliya	UKR	9 FEB 1998	15	42.35	q
6	656	KÁLMÁN Alexandra	HUN	26 AUG 1998	4	41.98	q
7	703	BALANDE-BALODE Sandija	LAT	1997	9	41.52	q
8	784	VITYUGOVA Anastasiya	RUS	13 MAR 1997	5	40.26	q
9	824	GIRGIN Emine	TUR	14 MAY 1998	2	39.11	q
10	747	SILVA Teresa	POR	20 AUG 1997	1	38.78	q
11	625	PAKELIANI Nani	GEO	17 APR 1998	11	38.32	q
12	626	USHIKISHVILI Natela	GEO	24 NOV 1998	14	37.52	q
13	540	ANISHCHUK Iryna	BLR	13 FEB 1998	6	37.38	
14	742	SLEPOWRONSKA Maja	POL	2 DEC 1998	13	37.32	
15	681	SKAFTADOTTIR Jofridur Isdis	ISL	1 FEB 1998	7	34.17	

INTERNET Service: <http://eyot2014baku.com/>

Timing, Measurement & Data Service by  SWISS TIMING

printed at SUN 1 JUN 2014 19:17

Page 57 of 65

## Results

### Qualification (cont.)

Qualification		1	2	3
1	729	RAKOCEVIC Kristina	49.10	
2	840	BELYAKOVA Alyona	47.11	
3	631	KEMPKA Lara	x	47.10
4	761	SESCU C	x	43.08
5	839	BAYRAK Yuliya	42.35	41.98
6	656	KÁLMÁN Alexandra	41.48	41.98
7	703	BALANDE-BALODE S	41.52	40.33
8	784	VITYUGOVA A	x	40.26
9	824	GIRGIN Emine	37.75	38.89
10	747	SILVA Teresa	38.78	37.62
11	625	PAKELIANI Nani	37.02	38.32
12	626	USHIKISHVILI N	36.86	37.52
13	540	ANISHCHUK Iryna	37.38	36.18
14	742	SLEPOWRONSKA Maja	x	36.47
15	681	SKAFTADOTTIR J	33.95	34.16

Qualified: qualifying perf. 45.00 (Q) or 12 best performers (q) to the advance to the Final

### Discus Throw Girls


#### Final

31 MAY 2014 / 17:30

Rank	Bib	Name	Nat	Date of Birth	Order	Result	
1	631	KEMPKA Lara	GER	6 SEP 1997	7	50.25	PB
2	840	BELYAKOVA Alyona	UKR	21 DEC 1998	11	48.30	PB
3	729	RAKOCEVIC Kristina	MNE	1 JAN 1998	4	47.23	
4	761	SESCU Carla Francesca	ROU	29 MAY 1997	1	46.49	
5	784	VITYUGOVA Anastasiya	RUS	13 MAR 1997	3	45.27	PB
6	656	KÁLMÁN Alexandra	HUN	26 AUG 1998	6	42.83	
7	839	BAYRAK Yuliya	UKR	9 FEB 1998	5	42.04	
8	747	SILVA Teresa	POR	20 AUG 1997	12	39.97	
9	824	GIRGIN Emine	TUR	14 MAY 1998	2	39.16	
10	626	USHIKISHVILI Natela	GEO	24 NOV 1998	8	38.80	
11	703	BALANDE-BALODE Sandija	LAT	1997	9	38.57	
12	625	PAKELIANI Nani	GEO	17 APR 1998	10	37.95	

	1	2	3	4	5	6		
1	631	KEMPKA Lara	47.80	50.25	x	46.53	47.60	x
2	840	BELYAKOVA Alyona	46.69	x	43.32	x	46.95	48.30
3	729	RAKOCEVIC Kristina	45.31	47.23	46.86	x	x	45.87
4	761	SESCU C	x	46.49	42.97	x	42.49	x
5	784	VITYUGOVA A	40.41	x	44.14	x	42.31	45.27
6	656	KÁLMÁN Alexandra	42.83	40.20	36.54	41.14	41.02	39.98
7	839	BAYRAK Yuliya	x	37.19	40.90	41.66	42.04	41.85
8	747	SILVA Teresa	37.06	39.97	x	37.88	36.15	x
9	824	GIRGIN Emine	37.02	39.16	35.82			
10	626	USHIKISHVILI N	38.80	36.45	38.30			
11	703	BALANDE-BALODE S	x	36.57	38.57			
12	625	PAKELIANI Nani	x	37.95	36.33			

INTERNET Service: <http://eyot2014baku.com/>

Timing, Measurement & Data Service by  SWISS TIMING

printed at SUN 1 JUN 2014 19:17

Page 58 of 65

## Results

### Hammer Throw Girls


#### Qualification

31 MAY 2014 / 9:00

Rank	Bib	Name	Nat	Date of Birth	Order	Result		
1	651	BÁCSKAY Zsófia	HUN	18 MAR 1997	3	69.32	Q	CR
2	836	YAYLACI Deniz	TUR	17 JUL 1998	10	62.46	Q	
3	777	PALKINA Sofiya	RUS	9 JUN 1998	13	61.95	Q	
4	690	GREMI Agata	ITA	12 DEC 1997	6	61.83	Q	PB
5	853	SAKHNO Viktoriya	UKR	18 DEC 1997	1	60.86	q	
6	698	PRINETTI ANZALAPAYA Lucia	ITA	3 NOV 1997	5	60.67	q	
7	844	GOLDA Viktoriya	UKR	5 FEB 1997	12	59.81	q	
8	581	STANKOVÁ Lucie	CZE	22 MAY 1997	11	59.60	q	PB
9	744	ZYCER Magdalena	POL	21 JUL 1997	7	58.48	q	
10	646	KARASTOYIÁNNI Efthimia	GRE	25 JAN 1997	4	58.45	q	
11	726	CIUI Polina	MDA	15 AUG 1997	14	58.12	q	PB
12	544	LITVINKA Maryia	BLR	7 JAN 1997	9	57.79	q	
13	663	NÉMETH Eszter	HUN	27 MAY 1998	11	57.11		
14	736	LEPKOWSKA Kinga	POL	30 APR 1997	15	57.03		PB
15	560	MUSTAFIC Eva	CRO	1 JAN 1998	4	55.42		PB
16	746	FERNANDES Ana	POR	31 JAN 1998	8	55.35		
17	598	LÓPEZ Blanca	ESP	1998	14	54.73		
18	755	ILIE Maria Gabriela	ROU	6 NOV 1997	8	54.19		
19	683	MILLMAN Anat	ISR	8 OCT 1998	7	53.81		
20	800	ĐAKOVIC Nataša	SRB	7 FEB 1997	2	53.81		
21	677	VAUGHAN-WITTS Aoife	IRL	1997	9	53.48		
22	573	KORECKOVÁ Adéla	CZE	5 JUL 1997	10	53.37		
23	820	CÖMERTOGLU Göksunur	TUR	4 MAY 1997	6	52.74		PB
24	720	ŽIGINSKAITE Aiste	LTU	1998	13	52.70		
25	558	DJEKIC Anamarija	CRO	29 MAR 1998	12	52.66		
26	609	LUIK Mirell	EST	3 JAN 1997	1	48.83		
27	797	URBANC Nina	SLO	13 JUL 1997	2	46.99		
	555	DIMOVA Ekaterina	BUL	30 MAR 1998	5	NM		
	547	MASLOVA Anastasiya	BLR	16 OCT 1997	3	NM		

	1	2	3
1	651	BÁCSKAY Zsófia	69.32
2	836	YAYLACI Deniz	x
3	777	PALKINA Sofiya	x
4	690	GREMI Agata	61.83
5	853	SAKHNO Viktoriya	60.86
6	698	PRINETTI ANZALAPAYA	x
7	844	GOLDA Viktoriya	56.86
8	581	STANKOVÁ Lucie	59.60
9	744	ZYCER Magdalena	55.64
10	646	KARASTOYIÁNNI E	58.45
11	726	CIUI Polina	x
12	544	LITVINKA Maryia	57.79
13	663	NÉMETH Eszter	55.07
14	736	LEPKOWSKA Kinga	57.03
15	560	MUSTAFIC Eva	54.50
16	746	FERNANDES Ana	55.35
17	598	LÓPEZ Blanca	53.82
18	755	ILIE M	x
19	683	MILLMAN Anat	53.81
20	800	ĐAKOVIC Nataša	52.47
21	677	VAUGHAN-WITTS A	x
22	573	KORECKOVÁ Adéla	53.37
23	820	CÖMERTOGLU G	51.60
24	720	ŽIGINSKAITE Aiste	x
25	558	DJEKIC Anamarija	52.66
26	609	LUIK Mirell	48.02
27	797	URBANC Nina	x
	555	DIMOVA Ekaterina	x
	547	MASLOVA Anastasiya	x

INTERNET Service: <http://eyot2014baku.com/>

Timing, Measurement & Data Service by  SWISS TIMING

printed at SUN 1 JUN 2014 19:17

Page 59 of 65

Results

Hammer Throw Girls  
Qualification Group A

31 MAY 2014 / 9:00

Rank	Bib	Name	Nat	Date of Birth	Order	Result		
1	651	BÁCSKAY Zsófia	HUN	18 MAR 1997	3	69.32	Q	CR
2	836	YAYLACI Deniz	TUR	17 JUL 1998	10	62.46	Q	
3	690	GREMI Agata	ITA	12 DEC 1997	6	61.83	Q	PB
4	844	GOLDA Viktoriya	UKR	5 FEB 1997	12	59.81	q	
5	581	STANKOVÁ Lucie	CZE	22 MAY 1997	11	59.60	q	PB
6	744	ZYCER Magdalena	POL	21 JUL 1997	7	58.48	q	
7	726	CIUI Polina	MDA	15 AUG 1997	14	58.12	q	PB
8	544	LITVINKA Maryia	BLR	7 JAN 1997	9	57.79	q	
9	560	MUSTAFIC Eva	CRO	1 JAN 1998	4	55.42		PB
10	755	ILIE Maria Gabriela	ROU	6 NOV 1997	8	54.19		
11	800	ĐAKOVIĆ Nataša	SRB	7 FEB 1997	2	53.81		
12	720	ŽIGINSKAITE Aiste	LTU	1998	13	52.70		
13	609	LUJK Mirell	EST	3 JAN 1997	1	48.83		
	555	DIMOVA Ekaterina	BUL	30 MAR 1998	5	NM		


			1	2	3
1	651	BÁCSKAY Zsófia	69.32		
2	836	YAYLACI Deniz	x	60.85	62.46
3	690	GREMI Agata	61.83		
4	844	GOLDA Viktoriya	56.86	55.47	59.81
5	581	STANKOVÁ Lucie	59.60	59.04	58.64
6	744	ZYCER Magdalena	55.64	52.54	58.48
7	726	CIUI Polina	x	58.12	x
8	544	LITVINKA Maryia	57.79	54.97	x
9	560	MUSTAFIC Eva	54.50	55.42	x
10	755	ILIE M	x	51.50	54.19
11	800	ĐAKOVIĆ Nataša	52.47	x	53.81
12	720	ŽIGINSKAITE Aiste	x	x	52.70
13	609	LUJK Mirell	48.02	48.83	x
	555	DIMOVA Ekaterina	x	x	x

Hammer Throw Girls  
Qualification Group B

31 MAY 2014 / 10:30

Rank	Bib	Name	Nat	Date of Birth	Order	Result		
1	777	PALKINA Sofiya	RUS	9 JUN 1998	13	61.95	Q	
2	853	SAKHNO Viktoriya	UKR	18 DEC 1997	1	60.86	q	
3	698	PRINETTI ANZALAPAYA Lucia	ITA	3 NOV 1997	5	60.67	q	
4	646	KARASTOYIÁNNI Efthimia	GRE	25 JAN 1997	4	58.45	q	
5	663	NÉMETH Eszter	HUN	27 MAY 1998	11	57.11		
6	736	LEPKOWSKA Kinga	POL	30 APR 1997	15	57.03		PB
7	746	FERNANDES Ana	POR	31 JAN 1998	8	55.35		
8	598	LÓPEZ Blanca	ESP	1998	14	54.73		
9	683	MILLMAN Anat	ISR	8 OCT 1998	7	53.81		
10	677	VAUGHAN-WITTS Aoife	IRL	1997	9	53.48		
11	573	KORECKOVÁ Adéla	CZE	5 JUL 1997	10	53.37		
12	820	CÖMERTOĞLU Gökşunur	TUR	4 MAY 1997	6	52.74		PB
13	558	DJEKIC Anamarija	CRO	29 MAR 1998	12	52.66		
14	797	URBANC Nina	SLO	13 JUL 1997	2	46.99		
	547	MASLOVA Anastasiya	BLR	16 OCT 1997	3	NM		

INTERNET Service: <http://eyot2014baku.com/>

Timing, Measurement & Data Service by  SWISS TIMING

printed at SUN 1 JUN 2014 19:17

Page 60 of 65

## Results

### Qualification Group B (cont.)

Qualification Group B		1	2	3	
1	777	PALKINA Sofiya	x	61.95	
2	853	SAKHNO Viktoriya	60.86	59.02	60.45
3	698	PRINETTI ANZALAPAY	x	60.67	x
4	646	KARASTOYIANNI E	58.45	54.21	55.61
5	663	NÉMETH Eszter	55.07	57.11	x
6	736	LEPKOWSKA Kinga	57.03	56.80	55.62
7	746	FERNANDES Ana	55.35	x	54.19
8	598	LÓPEZ Blanca	53.82	x	54.73
9	683	MILLMAN Anat	53.81	53.49	x
10	677	VAUGHAN-WITTS A	x	51.76	53.48
11	573	KORECKOVÁ Adéla	53.37	x	52.52
12	820	CÖMERTOGLU G	51.60	50.16	52.74
13	558	DJEKIC Anamarija	52.66	51.56	50.18
14	797	URBANC Nina	x	46.99	x
	547	MASLOVA Anastasiya	x	x	x

Qualified: qualifying perf. 61.50 (Q) or 12 best performers (q) to the advance to the Final

### Hammer Throw Girls


#### Final

1 JUN 2014 / 14:00

Rank	Bib	Name	Nat	Date of Birth	Order	Result	
1	651	BÁCSKAY Zsófia	HUN	18 MAR 1997	11	69.70	CR
2	698	PRINETTI ANZALAPAYA Lucia	ITA	3 NOV 1997	8	67.62	PB
3	777	PALKINA Sofiya	RUS	9 JUN 1998	12	65.77	PB
4	836	YAYLACI Deniz	TUR	17 JUL 1998	10	64.18	
5	690	GREMI Agata	ITA	12 DEC 1997	1	63.44	PB
6	853	SAKHNO Viktoriya	UKR	18 DEC 1997	3	62.28	
7	544	LITVINKA Maryia	BLR	7 JAN 1997	5	60.59	
8	581	STANKOVÁ Lucie	CZE	22 MAY 1997	2	60.22	PB
9	726	CIUI Polina	MDA	15 AUG 1997	9	57.95	
10	844	GOLDA Viktoriya	UKR	5 FEB 1997	7	57.54	
11	744	ZYCER Magdalena	POL	21 JUL 1997	4	57.48	
12	646	KARASTOYIANNI Efthimia	GRE	25 JAN 1997	6	57.08	

	1	2	3	4	5	6		
1	651	BÁCSKAY Zsófia	x	66.80	66.80	69.25	69.70	69.42
2	698	PRINETTI ANZALAPAYA Lucia	63.92	67.62	65.23	66.35	64.03	x
3	777	PALKINA Sofiya	62.91	65.77	62.52	65.40	x	63.74
4	836	YAYLACI Deniz	62.36	62.54	61.49	x	64.18	60.58
5	690	GREMI Agata	59.40	x	x	63.44	61.51	62.75
6	853	SAKHNO Viktoriya	59.78	59.12	60.35	60.35	62.28	61.06
7	544	LITVINKA Maryia	x	57.19	58.58	x	60.59	59.42
8	581	STANKOVÁ Lucie	x	60.22	x	54.15	58.88	x
9	726	CIUI Polina	x	57.95	x			
10	844	GOLDA Viktoriya	x	53.70	57.54			
11	744	ZYCER Magdalena	56.79	56.57	57.48			
12	646	KARASTOYIANNI E	56.44	57.08	55.34			

INTERNET Service: <http://eyot2014baku.com/>

Timing, Measurement & Data Service by  SWISS TIMING

printed at SUN 1 JUN 2014 19:17

Page 61 of 65

## Results


### Javelin Throw Girls

#### Qualification

30 MAY 2014 / 15:00

Rank	Bib	Name	Nat	Date of Birth	Order	Result		
1	834	TUGSUZ Eda	TUR	1 MAR 1997	5	54.77	Q	CR
2	554	TARASIUK Hanna	BLR	30 OCT 1997	7	53.74	Q	
3	705	DONANE Laine	LAT	1 OCT 1998	9	53.44	Q	PB
4	582	TABACKOVÁ Nikol	CZE	24 JAN 1998	15	52.94	Q	SB
5	739	OSTROWSKA Aleksandra	POL	19 DEC 1997	10	51.97	Q	PB
6	639	SCHÖNIG Fabienne	GER	27 JUL 1997	1	50.89	q	
7	687	CASAROTTO Ilaria	ITA	9 FEB 1997	2	50.52	q	
8	817	ALTUN Azize	TUR	3 JUL 1997	14	48.58	q	PB
9	804	KAMASI Atina	SRB	30 OCT 1997	8	48.51	q	
10	796	STANKO Tjaša	SLO	1997	11	48.09	q	
11	713	VILCANE Agnese	LAT	6 JUN 1997	1	47.65	q	
12	854	SEVERYN Yana	UKR	18 MAR 1997	9	47.46	q	
13	771	KAZANINA Viktoriya	RUS	7 JUL 1997	6	47.40		
14	596	GORRITXATEGI Leire	ESP	13 JUL 1997	5	47.16		
15	634	LILIE Lena	GER	28 JAN 1997	10	46.33		
16	608	KAART Kadi	EST	30 APR 1997	12	45.84		
17	610	RADAJEVA Valeria	EST	25 MAY 1998	3	45.36		
18	738	MARUSZEWSKA Klaudia	POL	28 AUG 1997	2	44.85		
19	798	VAUPOT Tina	SLO	1997	6	43.86		
20	568	DURČÁKOVÁ Natálie	CZE	5 JUN 1997	13	43.26		
21	769	CHERNYAVSKAYA Anna	RUS	7 JUL 1997	7	43.21		
22	715	GEDMINAITE Akvile	LTU	7 JAN 1997	4	42.91		
23	597	LAPUERTA Claudia	ESP	6 MAR 1998	3	42.43		
24	682	STURLUDOTTIR Thea Imani	ISL	21 JAN 1997	8	42.39		SB
25	671	VERES Bettina	HUN	24 MAR 1997	13	42.23		
26	845	IVANOVA Anastasiya	UKR	12 NOV 1997	4	42.17		
27	758	NECSOIU Florina Andreea	ROU	19 APR 1997	12	42.01		
28	721	ŽILIUTÉ Kamilé	LTU	20 MAR 1997	11	41.52		
29	648	KÓKKALI Athanasía	GRE	1997	15	39.10		
30	659	KOVÁCS Emma	HUN	26 JAN 1998	14	39.10		

INTERNET Service: <http://eyot2014baku.com/>

Timing, Measurement & Data Service by  SWISS TIMING

printed at SUN 1 JUN 2014 19:17

Page 62 of 65

**Results**

**Qualification (cont.)**

Qualification		1	2	3
1	834	TUGSUZ Eda	47.12	54.77
2	554	TARASIUK Hanna	53.74	
3	705	DONANE Laine	53.44	
4	582	TABACKOVÁ Nikol	49.80	52.94
5	739	OSTROWSKA A	47.73	51.97
6	639	SCHÖNIG Fabienne	48.86	48.53
7	687	CASAROTTO Ilaria	x	50.52
8	817	ALTUN Azize	48.58	x
9	804	KAMASI Atina	46.11	46.38
10	796	STANKO Tjaša	44.19	48.09
11	713	VILCANE Agnese	45.61	46.51
12	854	SEVERYN Yana	44.40	39.10
13	771	KAZANINA Viktoriya	47.40	x
14	596	GORRITXATEGI Leire	39.92	47.16
15	634	LILIE Lena	46.33	45.15
16	608	KAART Kadi	45.84	40.42
17	610	RADAJEVA Valeria	45.36	44.21
18	738	MARUSZEWSKA K	42.28	44.85
19	798	VAUPOT Tina	42.87	43.86
20	568	DURČÁKOVÁ Natálie	43.26	40.02
21	769	CHEERNYAVSKAYA Anna	43.21	42.25
22	715	GEDMINAITE Akvile	39.41	40.78
23	597	LAPUERTA Claudia	37.53	39.78
24	682	STURLUDOTTIR T	x	41.07
25	671	VERES Bettina	42.23	36.46
26	845	IVANOVA Anastasiya	41.44	42.00
27	758	NECSOIU F	42.01	x
28	721	ŽILJUTÉ Kamilé	x	39.79
29	648	KÓKKALI Athanasia	36.80	x
30	659	KOVÁCS Emma	x	35.71

**Javelin Throw Girls**


**Qualification Group A**

**30 MAY 2014 / 15:00**

Rank	Bib	Name	Nat	Date of Birth	Order	Result		
1	834	TUGSUZ Eda	TUR	1 MAR 1997	5	54.77	Q	CR
2	554	TARASIUK Hanna	BLR	30 OCT 1997	7	53.74	Q	
3	804	KAMASI Atina	SRB	30 OCT 1997	8	48.51	q	
4	796	STANKO Tjaša	SLO	1997	11	48.09	q	
5	713	VILCANE Agnese	LAT	6 JUN 1997	1	47.65	q	
6	854	SEVERYN Yana	UKR	18 MAR 1997	9	47.46	q	
7	771	KAZANINA Viktoriya	RUS	7 JUL 1997	6	47.40		
8	634	LILIE Lena	GER	28 JAN 1997	10	46.33		
9	608	KAART Kadi	EST	30 APR 1997	12	45.84		
10	738	MARUSZEWSKA Klaudia	POL	28 AUG 1997	2	44.85		
11	568	DURČÁKOVÁ Natálie	CZE	5 JUN 1997	13	43.26		
12	715	GEDMINAITE Akvile	LTU	7 JAN 1997	4	42.91		
13	597	LAPUERTA Claudia	ESP	6 MAR 1998	3	42.43		
14	648	KÓKKALI Athanasia	GRE	1997	15	39.10		
15	659	KOVÁCS Emma	HUN	26 JAN 1998	14	39.10		

		1	2	3
1	834	TUGSUZ Eda	47.12	54.77
2	554	TARASIUK Hanna	53.74	
3	804	KAMASI Atina	46.11	46.38
4	796	STANKO Tjaša	44.19	48.09
5	713	VILCANE Agnese	45.61	46.51
6	854	SEVERYN Yana	44.40	39.10
7	771	KAZANINA Viktoriya	47.40	x
8	634	LILIE Lena	46.33	45.15
9	608	KAART Kadi	45.84	40.42
10	738	MARUSZEWSKA K	42.28	44.85
11	568	DURČÁKOVÁ Natálie	43.26	40.02
12	715	GEDMINAITE Akvile	39.41	40.78
13	597	LAPUERTA Claudia	37.53	39.78
14	648	KÓKKALI Athanasia	36.80	x
15	659	KOVÁCS Emma	x	35.71

INTERNET Service: <http://eyot2014baku.com/>

Timing, Measurement & Data Service by  **SWISS TIMING**

printed at SUN 1 JUN 2014 19:17

Page 63 of 65

## Results

### Javelin Throw Girls

#### Qualification Group B

30 MAY 2014 / 16:30

Rank	Bib	Name	Nat	Date of Birth	Order	Result		
1	705	DONANE Laine	LAT	1 OCT 1998	9	53.44	Q	PB
2	582	TABACKOVÁ Nikol	CZE	24 JAN 1998	15	52.94	Q	SB
3	739	OSTROWSKA Aleksandra	POL	19 DEC 1997	10	51.97	Q	PB
4	639	SCHÖNIG Fabienne	GER	27 JUL 1997	1	50.89	q	
5	687	CASAROTTO Ilaria	ITA	9 FEB 1997	2	50.52	q	
6	817	ALTUN Azize	TUR	3 JUL 1997	14	48.58	q	PB
7	596	GORRITXATEGI Leire	ESP	13 JUL 1997	5	47.16		
8	610	RADAJEVA Valeria	EST	25 MAY 1998	3	45.36		
9	798	VAUPOT Tina	SLO	1997	6	43.86		
10	769	CHERNYAVSKAYA Anna	RUS	7 JUL 1997	7	43.21		
11	682	STURLUDOTTIR Thea Imani	ISL	21 JAN 1997	8	42.39		SB
12	671	VERES Bettina	HUN	24 MAR 1997	13	42.23		
13	845	IVANOVA Anastasiya	UKR	12 NOV 1997	4	42.17		
14	758	NECSOIU Florina Andreea	ROU	19 APR 1997	12	42.01		
15	721	ŽILIUTÉ Kamilé	LTU	20 MAR 1997	11	41.52		

			1	2	3
1	705	DONANE Laine	53.44		
2	582	TABACKOVÁ Nikol	49.80	x	52.94
3	739	OSTROWSKA A	47.73	51.97	
4	639	SCHÖNIG Fabienne	48.86	48.53	50.89
5	687	CASAROTTO Ilaria	x	50.52	45.14
6	817	ALTUN Azize	48.58	x	x
7	596	GORRITXATEGI Leire	39.92	47.16	44.97
8	610	RADAJEVA Valeria	45.36	44.21	40.48
9	798	VAUPOT Tina	42.87	43.86	x
10	769	CHERNYAVSKAYA Anna	43.21	42.25	41.16
11	682	STURLUDOTTIR T	x	41.07	42.39
12	671	VERES Bettina	42.23	36.46	38.51
13	845	IVANOVA Anastasiya	41.44	42.00	42.17
14	758	NECSOIU F	42.01	x	x
15	721	ŽILIUTÉ Kamilé	x	39.79	41.52

Qualified: qualifying perf. 51.00 (Q) or 12 best performers (q) to the advance to the Final


### Javelin Throw Girls

#### Final

31 MAY 2014 / 19:30

Rank	Bib	Name	Nat	Date of Birth	Order	Result	
1	834	TUGSUZ Eda	TUR	1 MAR 1997	8	58.96	CR,EYL
2	554	TARASIUK Hanna	BLR	30 OCT 1997	5	55.80	
3	639	SCHÖNIG Fabienne	GER	27 JUL 1997	3	54.11	PB
4	705	DONANE Laine	LAT	1 OCT 1998	9	53.28	
5	796	STANKO Tjaša	SLO	1997	10	52.63	PB
6	804	KAMASI Atina	SRB	30 OCT 1997	12	51.88	PB
7	739	OSTROWSKA Aleksandra	POL	19 DEC 1997	1	51.65	
8	817	ALTUN Azize	TUR	3 JUL 1997	2	50.85	PB
9	854	SEVERYN Yana	UKR	18 MAR 1997	4	48.39	
10	713	VILCANE Agnese	LAT	6 JUN 1997	7	47.47	
11	582	TABACKOVÁ Nikol	CZE	24 JAN 1998	6	46.42	
12	687	CASAROTTO Ilaria	ITA	9 FEB 1997	11	45.96	

INTERNET Service: <http://eyot2014baku.com/>

Timing, Measurement & Data Service by  SWISS TIMING

printed at SUN 1 JUN 2014 19:17

Page 64 of 65



## Results

### Final (cont.)

Final		1	2	3	4	5	6	
1	834	TUGSUZ Eda	x	55.00	54.44	58.96	53.02	54.81
2	554	TARASIUK Hanna	48.02	55.80	49.40	x	49.18	x
3	639	SCHÖNIG Fabienne	52.47	53.55	52.38	50.12	54.11	51.71
4	705	DONANE Laine	45.91	45.31	51.92	52.52	53.28	x
5	796	STANKO Tjaša	50.72	51.92	50.11	48.76	52.63	x
6	804	KAMASI Atina	47.94	51.88	x	44.14	x	51.06
7	739	OSTROWSKA A	51.65	46.66	50.92	44.59	x	x
8	817	ALTUN Azize	49.40	50.85	49.66	44.22	47.39	47.44
9	854	SEVERYN Yana	43.42	38.75	48.39			
10	713	VILCANÉ Agnese	47.47	45.83	47.27			
11	582	TABACKOVÁ Nikol	44.05	46.42	42.37			
12	687	CASAROTTO Ilaria	36.51	x	45.96			

### 5000m Walk Girls

Final 30 MAY 2014 / 10:00


Rank	Bib	Name	Nat	Date of Birth	Order	Result	
1	509	STELLA Noemi	ITA	2 FEB 1997	9	23:31.44	
2	515	SMERDOVA Yana	RUS	7 FEB 1998	7	23:46.38	
3	503	VAZQUEZ Irene	ESP	12 AUG 1998	10	24:01.45	PB
4	504	HAM Axelle	FRA	21 JUN 1997	15	24:02.38	
5	514	LOSINOVA Mariya	RUS	2 MAR 1997	8	24:14.30	
6	506	VAÍTSI Athanasía	GRE	1998	11	24:22.90	PB
7	502	JIMENEZ Maria Jose	ESP	23 JUN 1997	6	24:27.72	
8	508	BERTAZZO Caterina	ITA	13 OCT 1997	13	24:44.26	
9	510	NIEDZIALEK Olga	POL	30 JUN 1997	1	24:44.58	
10	501	MALCHANAVA Natallia	BLR	2 JAN 1997	5	26:09.44	
11	511	LUNGU Nicoleta	ROU	5 SEP 1998	4	26:46.54	
12	517	SAHIN Semanur	TUR	17 JAN 1998	12	26:56.21	
13	507	SÜDI Anna	HUN	5 OCT 1997	3	27:00.95	
14	516	ABBATANTUONO Nikoleta	SVK	7 OCT 1997	14	27:07.49	
	513	SIMINICEANU Gabriela	ROU	4 NOV 1998	2	DQ	R 230.6a

Intermediate times:

1000m	4:38.19	504	HAM Axelle (FRA)
2000m	9:22.52	513	SIMINICEANU Gabriela (ROU)
3000m	14:09.71	509	STELLA Noemi (ITA)
4000m	18:54.04	509	STELLA Noemi (ITA)

Legend							
=CR	Equal Championship Record	=EYL	Equal European Youth Leader	=PB	Equal Personal Best	=SB	Equal Season Best
CR	Championship Record	EYL	European Youth Leader	PB	Personal Best	SB	Season Best
WYB	World Youth Best	YC	Yellow Card				

INTERNET Service: <http://eyot2014baku.com/>

Timing, Measurement & Data Service by  SWISS TIMING

printed at SUN 1 JUN 2014 19:17

Page 65 of 65