


Results
Junior Women

Distance: 3857m
14 DEC 2014
Start Time: 10:30

| Rank | Bib | Name | Nat | Date of Birth | Result | Time Behind |
|------|-----|-------------------------|-----|---------------|--------|-------------|
| 1 | 607 | TUNA Emine Hatun | TUR | 7 DEC 1995 | 14:13 | |
| 2 | 478 | JUDD Jessica | GBR | 7 JAN 1995 | 14:18 | 0:05 |
| 3 | 488 | TURNER Lydia | GBR | 19 NOV 1996 | 14:25 | 0:12 |
| 4 | 497 | REH Alina | GER | 23 MAY 1997 | 14:34 | 0:21 |
| 5 | 475 | GRIFFITHS Amy | GBR | 22 MAR 1996 | 14:38 | 0:25 |
| 6 | 428 | MØLLER Anna Emilie | DEN | 28 JUL 1997 | 14:42 | 0:29 |
| 7 | 454 | BEAUGRAND Cassandre | FRA | 23 MAY 1997 | 14:44 | 0:31 |
| 8 | 487 | STRAW Rebecca | GBR | 26 APR 1995 | 14:48 | 0:35 |
| 9 | 433 | ANTÓN Célia | ESP | 23 JAN 1997 | 14:49 | 0:36 |
| 10 | 548 | PYZIK Weronika | POL | 14 MAY 1996 | 14:55 | 0:42 |
| 11 | 430 | PEDERSEN Alberte Kjær | DEN | 23 JUN 1998 | 14:55 | 0:42 |
| 12 | 544 | MÅRTENSSON Heidi | NOR | 16 MAR 1995 | 14:57 | 0:44 |
| 13 | 615 | SOLTAN Nataliya | UKR | 6 MAR 1995 | 14:59 | 0:46 |
| 14 | 479 | LAW Phoebe | GBR | 12 JAN 1997 | 15:03 | 0:50 |
| 15 | 423 | STEWARTOVÁ Moira | CZE | 9 JUN 1995 | 15:03 | 0:50 |
| 16 | 456 | BREMOND Célia | FRA | 31 JUL 1996 | 15:05 | 0:52 |
| 17 | 589 | STUTZ Flavia | SUI | 19 JUL 1996 | 15:07 | 0:54 |
| 18 | 532 | REINA Nicole | ITA | 25 SEP 1997 | 15:08 | 0:55 |
| 19 | 495 | KISTNER Sarah | GER | 11 DEC 1997 | 15:09 | 0:56 |
| 20 | 464 | MOUCHET Charlotte | FRA | 5 JUN 1996 | 15:10 | 0:57 |
| 21 | 462 | LEJEUNE Cecile | FRA | 1998 | 15:11 | 0:58 |
| 22 | 613 | OLYNYUK Natallia | UKR | 1 MAR 1995 | 15:12 | 0:59 |
| 23 | 494 | GEHRING Anna | GER | 16 NOV 1996 | 15:13 | 1:00 |
| 24 | 465 | PICARD Lucie | FRA | 21 MAR 1996 | 15:16 | 1:03 |
| 25 | 541 | BERGH Elisabeth Angell | NOR | 21 MAR 1996 | 15:18 | 1:05 |
| 26 | 483 | OUTTEN Georgina | GBR | 26 JUN 1996 | 15:18 | 1:05 |
| 27 | 599 | ATALAY Bahar | TUR | 1 OCT 1998 | 15:20 | 1:07 |
| 28 | 496 | KLOSTERHALFEN Konstanze | GER | 18 FEB 1997 | 15:24 | 1:11 |
| 29 | 545 | SOLHEIMDAL Live | NOR | 23 SEP 1996 | 15:24 | 1:11 |
| 30 | 440 | GONZÁLEZ Paula | ESP | 3 MAY 1996 | 15:25 | 1:12 |
| 31 | 529 | MATESE Camilla | ITA | 2 SEP 1995 | 15:25 | 1:12 |
| 32 | 443 | MAHASSIN Dunnia | ESP | 13 MAY 1995 | 15:26 | 1:13 |
| 33 | 405 | VERHOEVEN Astrid | BEL | 2 FEB 1995 | 15:26 | 1:13 |
| 34 | 602 | EROL Sümeyye | TUR | 15 JUN 1997 | 15:27 | 1:14 |
| 35 | 520 | SAUNDERS Hope | IRL | 1997 | 15:28 | 1:15 |
| 36 | 616 | ZINENKO Valeriya | UKR | 6 NOV 1995 | 15:28 | 1:15 |
| 37 | 604 | KALIR Ekin Esra | TUR | 12 AUG 1996 | 15:34 | 1:21 |
| 38 | 574 | PISCU Andreea Alina | ROU | 9 JUN 1996 | 15:35 | 1:22 |
| 39 | 431 | RODE Louise | DEN | 1997 | 15:36 | 1:23 |
| 40 | 435 | CARDAMA Carmela | ESP | 4 DEC 1996 | 15:36 | 1:23 |
| 41 | 406 | BARISENKA Alena | BLR | 10 AUG 1996 | 15:36 | 1:23 |
| 42 | 493 | DONDER Tina | GER | 15 AUG 1996 | 15:37 | 1:24 |
| 43 | 519 | PIERCE Rhona | IRL | 15 JUN 1998 | 15:40 | 1:27 |
| 44 | 524 | COCCO Alice Rita | ITA | 2 NOV 1995 | 15:41 | 1:28 |
| 45 | 614 | PROKOFYEVA Yevheniya | UKR | 5 JUN 1995 | 15:41 | 1:28 |
| 46 | 588 | DIETSCHI Evelyne | SUI | 4 MAR 1996 | 15:43 | 1:30 |

INTERNET Service: www.european-athletics.org

Timing, Measurement & Data Service by  OMEGA

printed at SUN 14 DEC 2014 11:00

Page 1 of 2

Results
Junior Women

Distance: 3857m
14 DEC 2014
Start Time: 10:30


| Rank | Bib | Name | Nat | Date of Birth | Result | Time Behind |
|------|-----|---------------------------|-----|---------------|--------|-------------|
| 47 | 573 | PETREA Mihaela | ROU | 2 JUL 1995 | 15:47 | 1:34 |
| 48 | 601 | ERDAL Tubay | TUR | 1 OCT 1995 | 15:48 | 1:35 |
| 49 | 598 | ARIK Asli | TUR | 1 FEB 1995 | 15:49 | 1:36 |
| 50 | 569 | IFTENI Maria | ROU | 21 JAN 1997 | 15:51 | 1:38 |
| 51 | 536 | STEFANI Anna | ITA | 7 JAN 1995 | 15:52 | 1:39 |
| 52 | 506 | CARRON Isabel | IRL | 1 JAN 1998 | 15:53 | 1:40 |
| 53 | 567 | DOROFTEI Gabriela Andre | ROU | 23 AUG 1998 | 15:55 | 1:42 |
| 54 | 404 | SCAUNET Vanessa | BEL | 1996 | 15:56 | 1:43 |
| 55 | 448 | PÉREZ Uxía | ESP | 31 OCT 1997 | 15:57 | 1:44 |
| 56 | 416 | MINKINA Dilyana | BUL | 6 JAN 1997 | 16:01 | 1:48 |
| 57 | 467 | SAGNES Mathilde | FRA | 29 SEP 1995 | 16:03 | 1:50 |
| 58 | 530 | OLMO Angelica | ITA | 18 JUN 1996 | 16:04 | 1:51 |
| 59 | 528 | MARTINETTI Costanza | ITA | 2 SEP 1995 | 16:16 | 2:03 |
| 60 | 432 | THESTRUP Josephine | DEN | 25 NOV 1996 | 16:21 | 2:08 |
| 61 | 412 | ALINSKA Veselina | BUL | 1997 | 16:23 | 2:10 |
| 62 | 513 | MOYNIHAN Orlaith | IRL | 23 OCT 1996 | 16:24 | 2:11 |
| 63 | 583 | POKRIVAC Mateja | SLO | 10 SEP 1995 | 16:27 | 2:14 |
| 64 | 450 | PIHELIGAS Birgit | EST | 12 MAY 1995 | 16:33 | 2:20 |
| 65 | 571 | MOROITA Adelina Georgiana | ROU | 13 FEB 1995 | 16:33 | 2:20 |
| 66 | 517 | O'REILLY Clodagh | IRL | 12 OCT 1997 | 16:36 | 2:23 |
| 67 | 563 | CHIRCA Catalina Stefania | ROU | 27 SEP 1996 | 16:41 | 2:28 |
| 68 | 591 | JANECKOVÁ Lucia | SVK | 23 MAR 1995 | 16:46 | 2:33 |
| 69 | 419 | BOZIC Kristina | CRO | 13 MAY 1996 | 16:55 | 2:42 |
| 70 | 551 | FREITAS Cristina | POR | 19 DEC 1996 | 16:55 | 2:42 |
| 71 | 587 | ALEMANNI Lara | SUI | 2 FEB 1998 | 16:57 | 2:44 |
| 72 | 538 | KAUFELDE Sintija | LAT | 17 JUN 1995 | 17:04 | 2:51 |
| 73 | 413 | BRAYKOVA Hristiyana | BUL | 6 AUG 1995 | 17:26 | 3:13 |
| 74 | 509 | FITZPATRICK Sarah | IRL | 10 JUL 1996 | 17:54 | 3:41 |
| | 411 | ADZHOVA Ivana | BUL | 28 OCT 1996 | DNF | |
| | 452 | HUKKA Minttu | FIN | 31 MAR 1995 | DNF | |

| | | | | |
|---------------------|-------|-------|-----|------------------------|
| Intermediate times: | 567m | 1:58 | 497 | REH Alina (GER) |
| | 1098m | 4:00 | 497 | REH Alina (GER) |
| | 1629m | 6:04 | 497 | REH Alina (GER) |
| | 2743m | 10:10 | 607 | TUNA Emine Hatun (TUR) |

| | | | |
|---------------------------|-------|-------------|-------|
| Weather conditions | | | |
| Temperature: | -2 °C | Humidity: | 71 % |
| | | Conditions: | Sunny |

| |
|--------------------|
| Legend |
| DNF Did not Finish |

INTERNET Service: www.european-athletics.org

Timing, Measurement & Data Service by  OMEGA

printed at SUN 14 DEC 2014 11:00

Page 2 of 2

**Team Results
Junior Women**

| Rank | Nation | Bib | Name | Time | Pos | Result |
|----------|-------------------------------------|-----|-------------------------|-------|-----|------------|
| 1 | Great Britain & NI (GBR) | | | | | 18 |
| | | 478 | JUDD Jessica | 14:18 | 2 | |
| | | 488 | TURNER Lydia | 14:25 | 3 | |
| | | 475 | GRIFFITHS Amy | 14:38 | 5 | |
| | | 487 | STRAW Rebecca | 14:48 | 8 | |
| | | 479 | LAW Phoebe | 15:03 | 14 | |
| | | 483 | OUTTEN Georgina | 15:18 | 26 | |
| 2 | France (FRA) | | | | | 64 |
| | | 454 | BEAUGRAND Cassandre | 14:44 | 7 | |
| | | 456 | BREMOND Célia | 15:05 | 16 | |
| | | 464 | MOUCHET Charlotte | 15:10 | 20 | |
| | | 462 | LEJEUNE Cecile | 15:11 | 21 | |
| | | 465 | PICARD Lucie | 15:16 | 24 | |
| | | 467 | SAGNES Mathilde | 16:03 | 57 | |
| 3 | Germany (GER) | | | | | 74 |
| | | 497 | REH Alina | 14:34 | 4 | |
| | | 495 | KISTNER Sarah | 15:09 | 19 | |
| | | 494 | GEHRING Anna | 15:13 | 23 | |
| | | 496 | KLOSTERHALFEN Konstanze | 15:24 | 28 | |
| | | 493 | DONDER Tina | 15:37 | 42 | |
| 4 | Turkey (TUR) | | | | | 99 |
| | | 607 | TUNA Emine Hatun | 14:13 | 1 | |
| | | 599 | ATALAY Bahar | 15:20 | 27 | |
| | | 602 | EROL Sümeyye | 15:27 | 34 | |
| | | 604 | KALIR Ekin Esra | 15:34 | 37 | |
| | | 601 | ERDAL Tubay | 15:48 | 48 | |
| | | 598 | ARIK Asli | 15:49 | 49 | |
| 5 | Spain (ESP) | | | | | 111 |
| | | 433 | ANTÓN Célia | 14:49 | 9 | |
| | | 440 | GONZÁLEZ Paula | 15:25 | 30 | |
| | | 443 | MAHASSIN Dunnia | 15:26 | 32 | |
| | | 435 | CARDAMA Carmela | 15:36 | 40 | |
| | | 448 | PÉREZ Uxía | 15:57 | 55 | |
| 6 | Ukraine (UKR) | | | | | 116 |
| | | 615 | SOLTAN Nataliya | 14:59 | 13 | |
| | | 613 | OLYNYUK Natallia | 15:12 | 22 | |
| | | 616 | ZINENKO Valeriya | 15:28 | 36 | |
| | | 614 | PROKOFYEVA Yevheniya | 15:41 | 45 | |
| 7 | Denmark (DEN) | | | | | 116 |
| | | 428 | MØLLER Anna Emilie | 14:42 | 6 | |
| | | 430 | PEDERSEN Alberte Kjær | 14:55 | 11 | |
| | | 431 | RODE Louise | 15:36 | 39 | |
| | | 432 | THESTRUP Josephine | 16:21 | 60 | |
| 8 | Italy (ITA) | | | | | 144 |
| | | 532 | REINA Nicole | 15:08 | 18 | |
| | | 529 | MATESE Camilla | 15:25 | 31 | |
| | | 524 | COCCO Alice Rita | 15:41 | 44 | |
| | | 536 | STEFANI Anna | 15:52 | 51 | |
| | | 530 | OLMO Angelica | 16:04 | 58 | |
| | | 528 | MARTINETTI Costanza | 16:16 | 59 | |


**Team Results
Junior Women**

| Rank | Nation | Bib | Name | Time | Pos | Result |
|-----------|----------------------|-----|---------------------------|-------|-----------|------------|
| 9 | Romania (ROU) | | | | | 188 |
| | | 574 | PISCU Andreea Alina | 15:35 | 38 | |
| | | 573 | PETREA Mihaela | 15:47 | 47 | |
| | | 569 | IFTENI Maria | 15:51 | 50 | |
| | | 567 | DOROFTEI Gabriela Andre | 15:55 | 53 | |
| | | 571 | MOROITA Adelina Georgiana | 16:33 | 65 | |
| | | 563 | CHIRCA Catalina Stefania | 16:41 | 67 | |
| 10 | Ireland (IRL) | | | | | 192 |
| | | 520 | SAUNDERS Hope | 15:28 | 35 | |
| | | 519 | PIERCE Rhona | 15:40 | 43 | |
| | | 506 | CARRON Isabel | 15:53 | 52 | |
| | | 513 | MOYNIHAN Orlaith | 16:24 | 62 | |
| | | 517 | O'REILLY Clodagh | 16:36 | 66 | |
| | | 509 | FITZPATRICK Sarah | 17:54 | 74 | |

Weather conditions

Temperature: -2 °C Humidity: 71 % Conditions: Sunny

INTERNET Service: www.european-athletics.org

Timing, Measurement & Data Service by  OMEGA

printed at SUN 14 DEC 2014 11:03

Page 2 of 2

**Results
Junior Men**


| Rank | Bib | Name | Nat | Date of Birth | Result | Time Behind |
|------|-----|---------------------------|-----|---------------|--------|-------------|
| 1 | 158 | CRIPPA Yemaneberhan | ITA | 15 OCT 1996 | 20:07 | |
| 2 | 68 | MAYO Carlos | ESP | 18 SEP 1995 | 20:22 | 0:15 |
| 3 | 162 | ETTAQY Said | ITA | 14 SEP 1996 | 20:28 | 0:21 |
| 4 | 71 | MOKHTAR Ayoub | ESP | 26 OCT 1996 | 20:30 | 0:23 |
| 5 | 156 | CHIAPPINELLI Yohanes | ITA | 18 AUG 1997 | 20:33 | 0:26 |
| 6 | 96 | ROUDOLFF LEVISSE Emmanuel | FRA | 30 JUL 1995 | 20:37 | 0:30 |
| 7 | 75 | TORRENTS Jordi | ESP | 25 SEP 1997 | 20:40 | 0:33 |
| 8 | 257 | LEVAY William | SWE | 27 AUG 1996 | 20:40 | 0:33 |
| 9 | 163 | GIACOBAZZI Alessandro | ITA | 1 FEB 1996 | 20:41 | 0:34 |
| 10 | 251 | DANIELSSON Emil | SWE | 5 SEP 1997 | 20:42 | 0:35 |
| 11 | 266 | ELKATMIS Saffet | TUR | 1 NOV 1995 | 20:43 | 0:36 |
| 12 | 94 | PALCAU Fabien | FRA | 22 JUN 1997 | 20:43 | 0:36 |
| 13 | 264 | BOZKURT Ferhat | TUR | 10 FEB 1997 | 20:44 | 0:37 |
| 14 | 133 | TEWOLDE Kidane | GER | 1996 | 20:45 | 0:38 |
| 15 | 263 | BEKMEZCI Süleyman | TUR | 15 NOV 1995 | 20:45 | 0:38 |
| 16 | 247 | WANDERS Julien | SUI | 18 MAR 1996 | 20:47 | 0:40 |
| 17 | 119 | VENNARD Michael | GBR | 19 AUG 1995 | 20:48 | 0:41 |
| 18 | 274 | ANTONYUK Vyacheslav | UKR | 13 JUN 1995 | 20:52 | 0:45 |
| 19 | 113 | HOPKINS Jac | GBR | 16 MAY 1997 | 20:53 | 0:46 |
| 20 | 126 | KARL Patrick | GER | 3 MAY 1996 | 20:54 | 0:47 |
| 21 | 237 | PETROV Sergey | RUS | 10 JAN 1996 | 21:01 | 0:54 |
| 22 | 231 | GADELSHIN Vildan | RUS | 12 APR 1995 | 21:03 | 0:56 |
| 23 | 121 | WOOD Kieran | GBR | 3 NOV 1995 | 21:04 | 0:57 |
| 24 | 93 | MIELLET Alexis | FRA | 5 MAY 1995 | 21:06 | 0:59 |
| 25 | 255 | JOHANSSON Vidar | SWE | 8 OCT 1996 | 21:07 | 1:00 |
| 26 | 101 | CHAMBERS Peter | GBR | 8 MAY 1995 | 21:07 | 1:00 |
| 27 | 187 | NIESTEN Stan | NED | 19 NOV 1996 | 21:07 | 1:00 |
| 28 | 61 | CELADA Raul | ESP | 9 SEP 1995 | 21:08 | 1:01 |
| 29 | 196 | TJØRNHOM Kristian | NOR | 19 SEP 1995 | 21:08 | 1:01 |
| 30 | 53 | ROSBO Joachim Weel | DEN | 23 FEB 1997 | 21:08 | 1:01 |
| 31 | 262 | BARBAROS Ramazan | TUR | 5 JAN 1998 | 21:11 | 1:04 |
| 32 | 95 | PONTIER Anthony | FRA | 12 SEP 1997 | 21:11 | 1:04 |
| 33 | 148 | MULCAIRE Kevin | IRL | 19 NOV 1997 | 21:11 | 1:04 |
| 34 | 146 | HARPER David | IRL | 29 JUN 1995 | 21:13 | 1:06 |
| 35 | 38 | FRIŠ Jan | CZE | 19 DEC 1995 | 21:15 | 1:08 |
| 36 | 80 | BELHADJ Mehdi | FRA | 10 JUN 1995 | 21:16 | 1:09 |
| 37 | 195 | SKJESETH Sigurd Ruud | NOR | 24 DEC 1996 | 21:18 | 1:11 |
| 38 | 198 | BLASZCZYK Patryk | POL | 22 OCT 1996 | 21:20 | 1:13 |
| 39 | 129 | MATYSIK Nico | GER | 30 SEP 1995 | 21:21 | 1:14 |
| 40 | 240 | VASILYEV Oleg | RUS | 30 JUN 1995 | 21:21 | 1:14 |
| 41 | 154 | BOUIH Yassin | ITA | 24 NOV 1996 | 21:22 | 1:15 |
| 42 | 268 | KARAGÖZ Ramazan | TUR | 11 APR 1997 | 21:22 | 1:15 |
| 43 | 189 | VAN NUNEN Bart | NED | 24 SEP 1995 | 21:23 | 1:16 |
| 44 | 282 | SHEVCHENKO Serhiy | UKR | 10 JUL 1996 | 21:24 | 1:17 |
| 45 | 213 | PEREIRA André | POR | 10 JUL 1995 | 21:24 | 1:17 |
| 46 | 104 | GLEN Jonathan | GBR | 5 OCT 1996 | 21:25 | 1:18 |

Results
Junior Men

Distance: 6085m
14 DEC 2014
Start Time: 10:48

| Rank | Bib | Name | Nat | Date of Birth | Result | Time Behind |
|------|-----|-----------------------------|-----|---------------|--------|-------------|
| 47 | 260 | STEFFENSEN Gabriel | SWE | 29 APR 1996 | 21:26 | 1:19 |
| 48 | 12 | INNERHOFER Hans Peter | AUT | 9 JUL 1995 | 21:27 | 1:20 |
| 49 | 54 | SIMONSEN Jacob | DEN | 1 JAN 1995 | 21:32 | 1:25 |
| 50 | 280 | NYZHNYK Mykola | UKR | 26 JUL 1995 | 21:32 | 1:25 |
| 51 | 190 | BEKKEVOLL Stian | NOR | 9 OCT 1995 | 21:33 | 1:26 |
| 52 | 45 | ZEMANÍK Jakub | CZE | 21 JUN 1995 | 21:34 | 1:27 |
| 53 | 88 | HUEBER MOOSBRUGGER Maxime | FRA | 29 APR 1996 | 21:34 | 1:27 |
| 54 | 50 | JENSEN Kristian Holm | DEN | 7 DEC 1997 | 21:38 | 1:31 |
| 55 | 236 | NOVIKOV Aleksandr | RUS | 1 SEP 1995 | 21:38 | 1:31 |
| 56 | 223 | LEANCA Andrei | ROU | 30 NOV 1995 | 21:40 | 1:33 |
| 57 | 254 | JANSSON Andreas | SWE | 7 APR 1996 | 21:42 | 1:35 |
| 58 | 14 | SINN Luca | AUT | 5 MAY 1996 | 21:42 | 1:35 |
| 59 | 203 | KACZOR Mateusz | POL | 3 MAR 1997 | 21:44 | 1:37 |
| 60 | 243 | BOHREN Maël | SUI | 25 NOV 1996 | 21:44 | 1:37 |
| 61 | 151 | O'LEARY Jack | IRL | 4 NOV 1997 | 21:46 | 1:39 |
| 62 | 194 | PETTERSEN Magnus Hannevig | NOR | 29 APR 1995 | 21:48 | 1:41 |
| 63 | 124 | GERING Fabian | GER | 1 NOV 1996 | 21:50 | 1:43 |
| 64 | 191 | BYRKJELAND Thomas Jefferson | NOR | 11 FEB 1998 | 21:53 | 1:46 |
| 65 | 49 | HOLM Emil | DEN | 12 JUL 1996 | 21:54 | 1:47 |
| 66 | 276 | KAPITANETS Vitalii | UKR | 27 JUL 1995 | 21:56 | 1:49 |
| 67 | 202 | JOST Zbigniew | POL | 14 MAR 1996 | 21:59 | 1:52 |
| 68 | 19 | DEBOGNIES Simon | BEL | 1996 | 22:03 | 1:56 |
| 69 | 26 | BALABANOV Ivo | BUL | 21 FEB 1997 | 22:05 | 1:58 |
| 70 | 33 | MALIC Ivan | CRO | 13 NOV 1995 | 22:07 | 2:00 |
| 71 | 27 | GERGOV Georgi | BUL | 18 NOV 1997 | 22:08 | 2:01 |
| 72 | 225 | MAIER Vasiele Alexandru | ROU | 30 JUN 1996 | 22:10 | 2:03 |
| 73 | 140 | DOHERTY Con | IRL | 11 JUL 1995 | 22:11 | 2:04 |
| 74 | 207 | SATOR Damian | POL | 25 FEB 1996 | 22:12 | 2:05 |
| 75 | 249 | TALÁN Michal | SVK | 16 JAN 1996 | 22:12 | 2:05 |
| 76 | 246 | LUESCHER Romain | SUI | 3 FEB 1996 | 22:13 | 2:06 |
| 77 | 221 | DUMITRU Ionut Marius | ROU | 18 JUN 1996 | 22:18 | 2:11 |
| 78 | 217 | BELDEAN Dorel Sebastian | ROU | 29 FEB 1996 | 22:21 | 2:14 |
| 79 | 30 | VASILEV Aleks | BUL | 27 SEP 1995 | 22:22 | 2:15 |
| 80 | 177 | BUTKEVICIUS Dominykas | LTU | 12 MAR 1995 | 22:23 | 2:16 |
| 81 | 37 | SUŠILOVIC Karlo | CRO | 11 MAR 1996 | 22:24 | 2:17 |
| 82 | 179 | REZGIS Tomas | LTU | 9 FEB 1996 | 22:27 | 2:20 |
| 83 | 34 | MERGON Ognjen | CRO | 14 NOV 1996 | 22:27 | 2:20 |
| 84 | 149 | NALLY Rick | IRL | 22 AUG 1995 | 22:29 | 2:22 |
| 85 | 150 | O'CONNOR Brendan | IRL | 9 NOV 1995 | 22:34 | 2:27 |
| 86 | 241 | AMON Ambrož | SLO | 11 FEB 1998 | 22:37 | 2:30 |
| 87 | 220 | DRAGUSIN Ionut Valentin | ROU | 12 APR 1996 | 22:39 | 2:32 |
| 88 | 46 | ZENKL Adam | CZE | 1 DEC 1995 | 23:05 | 2:58 |
| 89 | 186 | DE BACKER Manuel | NED | 1996 | 23:10 | 3:03 |
| 90 | 42 | KOVÁR Jáchym | CZE | 25 MAY 1996 | 23:27 | 3:20 |
| 91 | 176 | SINICINS Kristis | LAT | 6 JAN 1995 | 23:39 | 3:32 |
| 92 | 32 | BRATULIC Petar | CRO | 8 JUL 1996 | 23:50 | 3:43 |

INTERNET Service: www.european-athletics.org

Timing, Measurement & Data Service by  OMEGA

printed at SUN 14 DEC 2014 11:32

Page 2 of 3

Results
Junior Men

Distance: 6085m
14 DEC 2014
Start Time: 10:48

| Rank | Bib | Name | Nat | Date of Birth | Result | Time Behind |
|------|-----|---------------------|-----|---------------|--------|-------------|
| 93 | 31 | YOTOVSKI Aleksandar | BUL | 23 JUL 1995 | 24:22 | 4:15 |
| 94 | 184 | PAJMAKOSKI Ilija | MKD | 10 JUN 1995 | 24:28 | 4:21 |
| | 270 | OTI Omer | TUR | 10 FEB 1998 | DNF | |
| | 232 | GORIN Nikolay | RUS | 3 JAN 1995 | DNF | |
| | 11 | FRANZMAIR Nikolaus | AUT | 18 FEB 1995 | DNF | |
| | 23 | CUKOVIC Stefan | BIH | 20 DEC 1997 | DNF | |
| | 204 | LINKA Kamil | POL | 2 FEB 1995 | DNF | |
| | 211 | MARQUES Miguel | POR | 10 JAN 1995 | DNF | |
| | 170 | RIVA Pietro | ITA | 1 MAY 1997 | DNF | |
| | 98 | BOWKER Elliot | GBR | 1 JAN 1997 | DNF | |
| | 188 | SCHUTTE Noah | NED | 15 MAY 1995 | DNF | |
| | 125 | HENDEL Sebastian | GER | 1 DEC 1995 | DNF | |
| | 227 | RUSU Raul | ROU | 20 JUL 1995 | DNS | |

| | | | | |
|---------------------|-------|-------|-----|---------------------------|
| Intermediate times: | 567m | 1:48 | 148 | MULCAIRE Kevin (IRL) |
| | 1098m | 3:42 | 148 | MULCAIRE Kevin (IRL) |
| | 1629m | 5:37 | 158 | CRIPPA Yemaneberhan (ITA) |
| | 2743m | 9:18 | 158 | CRIPPA Yemaneberhan (ITA) |
| | 3857m | 12:49 | 158 | CRIPPA Yemaneberhan (ITA) |
| | 4971m | 16:20 | 236 | NOVIKOV Aleksandr (RUS) |


Weather conditions

Temperature: 1 °C Humidity: 69 % Conditions: Sunny

Legend

DNF Did not Finish DNS Did not Start

INTERNET Service: www.european-athletics.org

Timing, Measurement & Data Service by  OMEGA

printed at SUN 14 DEC 2014 11:32

Page 3 of 3

**Team Results
Junior Men**

| Rank | Nation | Bib | Name | Time | Pos | Result |
|----------|-------------------------------------|-----|---------------------------|-------|-----|------------|
| 1 | Italy (ITA) | | | | | 18 |
| | | 158 | CRIPPA Yemaneberhan | 20:07 | 1 | |
| | | 162 | ETTAQY Said | 20:28 | 3 | |
| | | 156 | CHIAPPINELLI Yohanes | 20:33 | 5 | |
| | | 163 | GIACOBAZZI Alessandro | 20:41 | 9 | |
| | | 154 | BOUIH Yassin | 21:22 | 41 | |
| | | 170 | RIVA Pietro | DNF | | |
| 2 | Spain (ESP) | | | | | 41 |
| | | 68 | MAYO Carlos | 20:22 | 2 | |
| | | 71 | MOKHTAR Ayoub | 20:30 | 4 | |
| | | 75 | TORRENTS Jordi | 20:40 | 7 | |
| | | 61 | CELADA Raul | 21:08 | 28 | |
| 3 | Turkey (TUR) | | | | | 70 |
| | | 266 | ELKATMIS Saffet | 20:43 | 11 | |
| | | 264 | BOZKURT Ferhat | 20:44 | 13 | |
| | | 263 | BEKMEZCI Süleyman | 20:45 | 15 | |
| | | 262 | BARBAROS Ramazan | 21:11 | 31 | |
| | | 268 | KARAGÖZ Ramazan | 21:22 | 42 | |
| | | 270 | OTI Omer | DNF | | |
| 4 | France (FRA) | | | | | 74 |
| | | 96 | ROUDOLFF LEVISSE Emmanuel | 20:37 | 6 | |
| | | 94 | PALCAU Fabien | 20:43 | 12 | |
| | | 93 | MIELLET Alexis | 21:06 | 24 | |
| | | 95 | PONTIER Anthony | 21:11 | 32 | |
| | | 80 | BELHADJ Mehdi | 21:16 | 36 | |
| | | 88 | HUEBER MOOSBRUGGER Maxime | 21:34 | 53 | |
| 5 | Great Britain & NI (GBR) | | | | | 85 |
| | | 119 | VENNARD Michael | 20:48 | 17 | |
| | | 113 | HOPKINS Jac | 20:53 | 19 | |
| | | 121 | WOOD Kieran | 21:04 | 23 | |
| | | 101 | CHAMBERS Peter | 21:07 | 26 | |
| | | 104 | GLEN Jonathan | 21:25 | 46 | |
| | | 98 | BOWKER Elliot | DNF | | |
| 6 | Sweden (SWE) | | | | | 90 |
| | | 257 | LEVAY William | 20:40 | 8 | |
| | | 251 | DANIELSSON Emil | 20:42 | 10 | |
| | | 255 | JOHANSSON Vidar | 21:07 | 25 | |
| | | 260 | STEFFENSEN Gabriel | 21:26 | 47 | |
| | | 254 | JANSSON Andreas | 21:42 | 57 | |
| 7 | Germany (GER) | | | | | 136 |
| | | 133 | TEWOLDE Kidane | 20:45 | 14 | |
| | | 126 | KARL Patrick | 20:54 | 20 | |
| | | 129 | MATYSIK Nico | 21:21 | 39 | |
| | | 124 | GERING Fabian | 21:50 | 63 | |
| | | 125 | HENDEL Sebastian | DNF | | |
| 8 | Russia (RUS) | | | | | 138 |
| | | 237 | PETROV Sergey | 21:01 | 21 | |
| | | 231 | GADELSHIN Vildan | 21:03 | 22 | |
| | | 240 | VASILYEV Oleg | 21:21 | 40 | |
| | | 236 | NOVIKOV Aleksandr | 21:38 | 55 | |
| | | 232 | GORIN Nikolay | DNF | | |
| 9 | Ukraine (UKR) | | | | | 178 |
| | | 274 | ANTONYUK Vyacheslav | 20:52 | 18 | |
| | | 282 | SHEVCHENKO Serhiy | 21:24 | 44 | |
| | | 280 | NYZHNYK Mykola | 21:32 | 50 | |
| | | 276 | KAPITANETS Vitalii | 21:56 | 66 | |


**Team Results
Junior Men**

| Rank | Nation | Bib | Name | Time | Pos | Result |
|-----------|-----------------------------|-----|-----------------------------|-------|-----|------------|
| 10 | Norway (NOR) | | | | | 179 |
| | | 196 | TJØRNHOM Kristian | 21:08 | 29 | |
| | | 195 | SKJESETH Sigurd Ruud | 21:18 | 37 | |
| | | 190 | BEKKEVOLL Stian | 21:33 | 51 | |
| | | 194 | PETTERSEN Magnus Hannevig | 21:48 | 62 | |
| | | 191 | BYRKJELAND Thomas Jefferson | 21:53 | 64 | |
| 11 | Denmark (DEN) | | | | | 198 |
| | | 53 | ROSBO Joachim Weel | 21:08 | 30 | |
| | | 54 | SIMONSEN Jacob | 21:32 | 49 | |
| | | 50 | JENSEN Kristian Holm | 21:38 | 54 | |
| | | 49 | HOLM Emil | 21:54 | 65 | |
| 12 | Ireland (IRL) | | | | | 201 |
| | | 148 | MULCAIRE Kevin | 21:11 | 33 | |
| | | 146 | HARPER David | 21:13 | 34 | |
| | | 151 | O'LEARY Jack | 21:46 | 61 | |
| | | 140 | DOHERTY Con | 22:11 | 73 | |
| | | 149 | NALLY Rick | 22:29 | 84 | |
| | | 150 | O'CONNOR Brendan | 22:34 | 85 | |
| 13 | Poland (POL) | | | | | 238 |
| | | 198 | BLASZCZYK Patryk | 21:20 | 38 | |
| | | 203 | KACZOR Mateusz | 21:44 | 59 | |
| | | 202 | JOST Zbigniew | 21:59 | 67 | |
| | | 207 | SATOR Damian | 22:12 | 74 | |
| | | 204 | LINKA Kamil | DNF | | |
| 14 | Czech Republic (CZE) | | | | | 265 |
| | | 38 | FRÍŠ Jan | 21:15 | 35 | |
| | | 45 | ZEMANÍK Jakub | 21:34 | 52 | |
| | | 46 | ZENKL Adam | 23:05 | 88 | |
| | | 42 | KOVÁR Jáchym | 23:27 | 90 | |
| 15 | Romania (ROU) | | | | | 283 |
| | | 223 | LEANCA Andrei | 21:40 | 56 | |
| | | 225 | MAIER Vasiele Alexandru | 22:10 | 72 | |
| | | 221 | DUMITRU Ionut Marius | 22:18 | 77 | |
| | | 217 | BELDEAN Dorel Sebastian | 22:21 | 78 | |
| | | 220 | DRAGUSIN Ionut Valentin | 22:39 | 87 | |
| | | 227 | RUSU Raul | DNS | | |
| 16 | Bulgaria (BUL) | | | | | 312 |
| | | 26 | BALABANOV Ivo | 22:05 | 69 | |
| | | 27 | GERGOV Georgi | 22:08 | 71 | |
| | | 30 | VASILEV Aleks | 22:22 | 79 | |
| | | 31 | YOTOVSKI Aleksandar | 24:22 | 93 | |
| 17 | Croatia (CRO) | | | | | 326 |
| | | 33 | MALIC Ivan | 22:07 | 70 | |
| | | 37 | SUŠILOVIC Karlo | 22:24 | 81 | |
| | | 34 | MERGON Ognjen | 22:27 | 83 | |
| | | 32 | BRATULIC Petar | 23:50 | 92 | |

Weather conditions

Temperature: 1 °C Humidity: 69 % Conditions: Sunny

INTERNET Service: www.european-athletics.org

Timing, Measurement & Data Service by  OMEGA

printed at SUN 14 DEC 2014 11:41

Page 2 of 2

Results
U23 Women

| Rank | Bib | Name | Nat | Date of Birth | Result | Time Behind |
|------|-----|------------------------|-----|---------------|--------|-------------|
| 1 | 469 | AUCKLAND Rhona | GBR | 11 MAY 1993 | 22:23 | |
| 2 | 417 | MIRCHEVA Militsa | BUL | 24 MAY 1994 | 22:25 | 0:02 |
| 3 | 578 | FAZLITDINOVA Gulshat | RUS | 28 AUG 1992 | 22:28 | 0:05 |
| 4 | 580 | SOKOLENKO Yekaterina | RUS | 13 SEP 1992 | 22:32 | 0:09 |
| 5 | 540 | KOSTER Maureen | NED | 3 JUL 1992 | 22:37 | 0:14 |
| 6 | 603 | EYTEMIS Sevilay | TUR | 3 APR 1993 | 22:44 | 0:21 |
| 7 | 403 | CARTON Louise | BEL | 16 APR 1994 | 22:49 | 0:26 |
| 8 | 577 | APLACHKINA Svetlana | RUS | 28 NOV 1992 | 22:56 | 0:33 |
| 9 | 491 | WRIGHT Alice | GBR | 3 NOV 1994 | 22:59 | 0:36 |
| 10 | 586 | TERZIC Amela | SRB | 2 JAN 1993 | 23:04 | 0:41 |
| 11 | 582 | MIŠMAŠ Maruša | SLO | 24 OCT 1994 | 23:08 | 0:45 |
| 12 | 474 | GORECKA Emelia | GBR | 29 JAN 1994 | 23:10 | 0:47 |
| 13 | 437 | FERNÁNDEZ Blanca | ESP | 1 APR 1992 | 23:22 | 0:59 |
| 14 | 568 | FLOREA Monica Madalina | ROU | 3 FEB 1993 | 23:24 | 1:01 |
| 15 | 476 | HAYNES Maryse | GBR | 5 AUG 1994 | 23:29 | 1:06 |
| 16 | 596 | ADANIR Seyran | TUR | 12 JAN 1993 | 23:32 | 1:09 |
| 17 | 579 | LITVINOVA Luiza | RUS | 4 JAN 1993 | 23:35 | 1:12 |
| 18 | 611 | KHAPILINA Viktoriya | UKR | 23 APR 1992 | 23:38 | 1:15 |
| 19 | 501 | THEMANN Tabea | GER | 22 MAR 1992 | 23:43 | 1:20 |
| 20 | 477 | HOLT Katie | GBR | 7 SEP 1992 | 23:45 | 1:22 |
| 21 | 498 | REHBERG Maya | GER | 28 APR 1994 | 23:52 | 1:29 |
| 22 | 595 | SJÖSTRÖM Agnes | SWE | 23 MAR 1994 | 23:55 | 1:32 |
| 23 | 409 | SAVINA Nina | BLR | 21 JUL 1993 | 23:58 | 1:35 |
| 24 | 550 | CARVALHO Catarina | POR | 1 MAR 1992 | 24:02 | 1:39 |
| 25 | 451 | TAMBET Heleene | EST | 31 MAY 1993 | 24:02 | 1:39 |
| 26 | 549 | RUTKOWSKA Katarzyna | POL | 14 JAN 1994 | 24:03 | 1:40 |
| 27 | 410 | YAROSHEVICH Viktoria | BLR | 9 FEB 1993 | 24:04 | 1:41 |
| 28 | 492 | AMRHEIN Fabienne | GER | 25 NOV 1992 | 24:05 | 1:42 |
| 29 | 481 | MURRAY Rebecca | GBR | 26 SEP 1994 | 24:06 | 1:43 |
| 30 | 408 | PUZAKOVA Nastassia | BLR | 12 DEC 1993 | 24:10 | 1:47 |
| 31 | 572 | PANAET Elena | ROU | 5 JUN 1993 | 24:10 | 1:47 |
| 32 | 421 | MEZULIÁŇIKOVÁ Diana | CZE | 10 APR 1992 | 24:12 | 1:49 |
| 33 | 610 | KALYUZHNA Viktoriya | UKR | 11 JUL 1994 | 24:13 | 1:50 |
| 34 | 457 | CHEVILLARD Cécile | FRA | 6 APR 1992 | 24:16 | 1:53 |
| 35 | 597 | AKPINAR Sabahat | TUR | 20 JUL 1993 | 24:21 | 1:58 |
| 36 | 436 | ESPEJO Cristina | ESP | 13 OCT 1994 | 24:25 | 2:02 |
| 37 | 446 | PÉREZ María José | ESP | 12 JUN 1992 | 24:31 | 2:08 |
| 38 | 600 | AYDEMIR Esmá | TUR | 1 JAN 1992 | 24:36 | 2:13 |
| 39 | 500 | TEEGEN Isabell | GER | 16 SEP 1993 | 24:37 | 2:14 |
| 40 | 515 | MURRAY Orna | IRL | 5 JUN 1994 | 24:39 | 2:16 |
| 41 | 562 | BUNEA Anca Maria | ROU | 4 AUG 1994 | 24:43 | 2:20 |
| 42 | 511 | HEASLIP Shona | IRL | 18 SEP 1994 | 24:45 | 2:22 |
| 43 | 407 | IVANAU Ilona | BLR | 21 FEB 1994 | 24:46 | 2:23 |
| 44 | 609 | HODAKYVSKA Mariya | UKR | 4 JAN 1994 | 24:53 | 2:30 |
| 45 | 581 | YEFIMOVA Tatyana | RUS | 19 JAN 1992 | 24:58 | 2:35 |
| 46 | 561 | BALTOI Adelina Paulina | ROU | 19 SEP 1992 | 25:06 | 2:43 |

Results
U23 Women

Distance: 6085m
14 DEC 2014
Start Time: 11:32

| Rank | Bib | Name | Nat | Date of Birth | Result | Time Behind |
|------|-----|---------------------|-----|---------------|--------|-------------|
| 47 | 504 | GYÜRKÉS Viktória | HUN | 15 OCT 1992 | 25:07 | 2:44 |
| 48 | 455 | BOURGEIX Anais | FRA | 5 MAY 1992 | 25:08 | 2:45 |
| 49 | 518 | O'SULLIVAN Maria | IRL | 6 APR 1992 | 25:09 | 2:46 |
| 50 | 608 | BUBNYAK Iryna | UKR | 5 AUG 1993 | 25:13 | 2:50 |
| 51 | 552 | GODINHO Susana | POR | 5 JUL 1992 | 25:15 | 2:52 |
| 52 | 502 | TRÄNKLE Melina | GER | 1992 | 25:27 | 3:04 |
| 53 | 554 | MARTINS Marta | POR | 15 JAN 1992 | 25:43 | 3:20 |
| 54 | 560 | ACHIM Luminita | ROU | 23 FEB 1994 | 25:50 | 3:27 |
| 55 | 514 | MULHARE Mary | IRL | 14 FEB 1993 | 25:50 | 3:27 |
| 56 | 521 | SMYTH Rachael | IRL | 19 DEC 1993 | 26:01 | 3:38 |
| 57 | 558 | SANTOS Cátia | POR | 9 OCT 1992 | 26:13 | 3:50 |
| 58 | 510 | HARTNETT Ellie | IRL | 13 JUN 1992 | 26:47 | 4:24 |
| 59 | 576 | SIMA Anamaria Iulia | ROU | 1993 | 28:24 | 6:01 |
| | 594 | LARSSON Maria | SWE | 24 MAR 1994 | DNF | |

| | | | | |
|----------------------------|-------|-------|-----|-----------------------|
| Intermediate times: | 567m | 1:59 | 596 | ADANIR Seyran (TUR) |
| | 1098m | 4:03 | 596 | ADANIR Seyran (TUR) |
| | 1629m | 6:11 | 596 | ADANIR Seyran (TUR) |
| | 2743m | 10:22 | 474 | GORECKA Emelia (GBR) |
| | 3857m | 14:29 | 603 | EYTEMIS Sevilay (TUR) |
| | 4971m | 18:28 | 469 | AUCKLAND Rhona (GBR) |


Weather conditions

Temperature: 2 °C Humidity: 69 % Conditions: Sunny

Legend

DNF Did not Finish

INTERNET Service: www.european-athletics.org

Timing, Measurement & Data Service by  OMEGA

printed at SUN 14 DEC 2014 12:04

Page 2 of 2


Team Results
U23 Women

| Rank | Nation | Bib | Name | Time | Pos | Result |
|----------|-------------------------------------|-----|------------------------|-------|-----|------------|
| 1 | Russia (RUS) | | | | | 32 |
| | | 578 | FAZLITDINOVA Gulshat | 22:28 | 3 | |
| | | 580 | SOKOLENKO Yekaterina | 22:32 | 4 | |
| | | 577 | APLACHKINA Svetlana | 22:56 | 8 | |
| | | 579 | LITVINOVA Luiza | 23:35 | 17 | |
| | | 581 | YEFIMOVA Tatyana | 24:58 | 45 | |
| 2 | Great Britain & NI (GBR) | | | | | 37 |
| | | 469 | AUCKLAND Rhona | 22:23 | 1 | |
| | | 491 | WRIGHT Alice | 22:59 | 9 | |
| | | 474 | GORECKA Emelia | 23:10 | 12 | |
| | | 476 | HAYNES Maryse | 23:29 | 15 | |
| | | 477 | HOLT Katie | 23:45 | 20 | |
| | | 481 | MURRAY Rebecca | 24:06 | 29 | |
| 3 | Turkey (TUR) | | | | | 95 |
| | | 603 | EYTEMIS Sevilay | 22:44 | 6 | |
| | | 596 | ADANIR Seyran | 23:32 | 16 | |
| | | 597 | AKPINAR Sabahat | 24:21 | 35 | |
| | | 600 | AYDEMIR Esmâ | 24:36 | 38 | |
| 4 | Germany (GER) | | | | | 107 |
| | | 501 | THEMANN Tabea | 23:43 | 19 | |
| | | 498 | REHBERG Maya | 23:52 | 21 | |
| | | 492 | AMRHEIN Fabienne | 24:05 | 28 | |
| | | 500 | TEEGEN Isabell | 24:37 | 39 | |
| | | 502 | TRÄNKLE Melina | 25:27 | 52 | |
| 5 | Belarus (BLR) | | | | | 123 |
| | | 409 | SAVINA Nina | 23:58 | 23 | |
| | | 410 | YAROSHEVICH Viktoria | 24:04 | 27 | |
| | | 408 | PUZAKOVA Nastassia | 24:10 | 30 | |
| | | 407 | IVANAU Ilona | 24:46 | 43 | |
| 6 | Romania (ROU) | | | | | 132 |
| | | 568 | FLOREA Monica Madalina | 23:24 | 14 | |
| | | 572 | PANAET Elena | 24:10 | 31 | |
| | | 562 | BUNEA Anca Maria | 24:43 | 41 | |
| | | 561 | BALTOI Adelina Paulina | 25:06 | 46 | |
| | | 560 | ACHIM Luminita | 25:50 | 54 | |
| | | 576 | SIMA Anamaria Iulia | 28:24 | 59 | |
| 7 | Ukraine (UKR) | | | | | 145 |
| | | 611 | KHAPILINA Viktoriya | 23:38 | 18 | |
| | | 610 | KALYUZHNA Viktoriya | 24:13 | 33 | |
| | | 609 | HODAKYVSKA Mariya | 24:53 | 44 | |
| | | 608 | BUBNYAK Iryna | 25:13 | 50 | |
| 8 | Portugal (POR) | | | | | 185 |
| | | 550 | CARVALHO Catarina | 24:02 | 24 | |
| | | 552 | GODINHO Susana | 25:15 | 51 | |
| | | 554 | MARTINS Marta | 25:43 | 53 | |
| | | 558 | SANTOS Cátia | 26:13 | 57 | |
| 9 | Ireland (IRL) | | | | | 186 |
| | | 515 | MURRAY Orna | 24:39 | 40 | |
| | | 511 | HEASLIP Shona | 24:45 | 42 | |
| | | 518 | O'SULLIVAN Maria | 25:09 | 49 | |
| | | 514 | MULHARE Mary | 25:50 | 55 | |
| | | 521 | SMYTH Rachael | 26:01 | 56 | |
| | | 510 | HARTNETT Ellie | 26:47 | 58 | |

Weather conditions

Temperature: 2 °C Humidity: 69 % Conditions: Sunny

INTERNET Service: www.european-athletics.org

Timing, Measurement & Data Service by  OMEGA

printed at SUN 14 DEC 2014 12:09

Page 1 of 1

Results
U23 Men

| Rank | Bib | Name | Nat | Date of Birth | Result | Time Behind |
|------|-----|--------------------------|-----|---------------|--------|-------------|
| 1 | 238 | SAFIULIN Ilgizar | RUS | 9 DEC 1992 | 25:31 | |
| 2 | 234 | MAKSIMOV Igor | RUS | 26 APR 1992 | 25:33 | 0:02 |
| 3 | 235 | NIKITIN Vladimir | RUS | 5 AUG 1992 | 25:37 | 0:06 |
| 4 | 110 | HAY Jonathan | GBR | 12 FEB 1992 | 25:46 | 0:15 |
| 5 | 109 | HAWKINS Callum | GBR | 22 JUN 1992 | 25:49 | 0:18 |
| 6 | 253 | ENGHOLM Elmar | SWE | 2 OCT 1992 | 25:52 | 0:21 |
| 7 | 117 | SCOTT Marc | GBR | 21 DEC 1993 | 25:54 | 0:23 |
| 8 | 79 | BARRER Francois | FRA | 8 JUN 1993 | 25:56 | 0:25 |
| 9 | 258 | PALM Alexander | SWE | 17 JUL 1993 | 26:00 | 0:29 |
| 10 | 239 | STRELKOV Mikhail | RUS | 25 JUL 1994 | 26:03 | 0:32 |
| 11 | 92 | MEKDAFOU Youssef | FRA | 16 MAY 1992 | 26:06 | 0:35 |
| 12 | 60 | CARRO Fernando | ESP | 1 APR 1992 | 26:07 | 0:36 |
| 13 | 259 | SOLOMON Napoleon | SWE | 14 FEB 1994 | 26:09 | 0:38 |
| 14 | 285 | ZHUKOV Yehor | UKR | 26 FEB 1992 | 26:11 | 0:40 |
| 15 | 114 | HULSON Charlie | GBR | 7 MAR 1993 | 26:11 | 0:40 |
| 16 | 206 | ROGIEWICZ Andrzej | POL | 1 MAR 1993 | 26:15 | 0:44 |
| 17 | 130 | PFEIFFER Hendrik | GER | 18 MAR 1993 | 26:16 | 0:45 |
| 18 | 142 | DOONEY Kevin | IRL | 7 JUL 1993 | 26:17 | 0:46 |
| 19 | 17 | BASEMANS Dries | BEL | 12 FEB 1992 | 26:18 | 0:47 |
| 20 | 22 | KIMELI Isaac | BEL | 9 MAR 1994 | 26:20 | 0:49 |
| 21 | 52 | NIJHUIS Thijs | DEN | 20 SEP 1992 | 26:22 | 0:51 |
| 22 | 18 | CASTEELE Steven | BEL | 11 JUL 1994 | 26:23 | 0:52 |
| 23 | 29 | TSENOV Mitko | BUL | 13 JUN 1993 | 26:25 | 0:54 |
| 24 | 58 | BENABBOU Houssane Eddine | ESP | 25 MAY 1993 | 26:26 | 0:55 |
| 25 | 200 | GRYCKO Tomasz | POL | 16 SEP 1992 | 26:27 | 0:56 |
| 26 | 137 | BRADY Liam | IRL | 14 AUG 1992 | 26:28 | 0:57 |
| 27 | 122 | ARBOGAST Jannik | GER | 1992 | 26:28 | 0:57 |
| 28 | 160 | ED DERRAZ Abdelmjid | ITA | 30 MAY 1992 | 26:30 | 0:59 |
| 29 | 277 | KUZMICHYOV Oleksandr | UKR | 25 JUL 1992 | 26:30 | 0:59 |
| 30 | 103 | DAVIES Jonathan | GBR | 28 OCT 1994 | 26:31 | 1:00 |
| 31 | 83 | BOUR Félix | FRA | 25 MAR 1994 | 26:33 | 1:02 |
| 32 | 197 | VEDVIK Marius Øyre | NOR | 18 MAR 1992 | 26:33 | 1:02 |
| 33 | 132 | STEINSBERGER Marc Corin | GER | 1993 | 26:34 | 1:03 |
| 34 | 256 | KINGSTEDT John | SWE | 11 SEP 1992 | 26:35 | 1:04 |
| 35 | 62 | ESCRICHE Jaime | ESP | 3 JAN 1993 | 26:38 | 1:07 |
| 36 | 283 | VYKHOPEN Yuriy | UKR | 8 MAY 1992 | 26:49 | 1:18 |
| 37 | 24 | JUNUZOVIC Osman | BIH | 28 SEP 1993 | 26:52 | 1:21 |
| 38 | 273 | YILDIRIMCI Sabahattin | TUR | 25 MAR 1994 | 26:53 | 1:22 |
| 39 | 72 | NAVARRO Gabriel | ESP | 6 AUG 1992 | 26:54 | 1:23 |
| 40 | 145 | HARGREAVES Brandon | IRL | 20 JAN 1993 | 26:54 | 1:23 |
| 41 | 168 | QUAZZOLA Italo | ITA | 10 MAY 1994 | 26:55 | 1:24 |
| 42 | 74 | PUYUELO Víctor | ESP | 7 MAY 1992 | 26:59 | 1:28 |
| 43 | 89 | KLEIN Theodore | FRA | 14 NOV 1994 | 27:01 | 1:30 |
| 44 | 159 | D'ONOFRIO Daniele | ITA | 8 OCT 1993 | 27:02 | 1:31 |
| 45 | 134 | WEDEL Konstantin | GER | 22 NOV 1993 | 27:11 | 1:40 |
| 46 | 209 | BARATA Samuel | POR | 19 JUL 1993 | 27:14 | 1:43 |

Results
U23 Men

| Rank | Bib | Name | Nat | Date of Birth | Result | Time Behind |
|------|-----|-------------------------------|-----|---------------|--------|-------------|
| 47 | 208 | TOPOLNICKI Szymon | POL | 4 FEB 1994 | 27:17 | 1:46 |
| 48 | 178 | DOPOLSKAS Valdas | LTU | 30 APR 1992 | 27:18 | 1:47 |
| 49 | 201 | JASTRZEBSKI Kamil | POL | 26 AUG 1992 | 27:20 | 1:49 |
| 50 | 244 | ENGELHARDT Adriano | SUI | 10 NOV 1992 | 27:23 | 1:52 |
| 51 | 135 | GREGOR László | HUN | 10 JAN 1992 | 27:25 | 1:54 |
| 52 | 97 | SADDEDINE Alexandre | FRA | 29 SEP 1994 | 27:28 | 1:57 |
| 53 | 82 | BOULEKOUANE Sofiane | FRA | 29 FEB 1992 | 27:29 | 1:58 |
| 54 | 242 | PUHAR Rok | SLO | 14 SEP 1992 | 27:30 | 1:59 |
| 55 | 248 | DUREC Peter | SVK | 12 SEP 1992 | 27:33 | 2:02 |
| 56 | 40 | JANU Jan | CZE | 5 NOV 1993 | 27:43 | 2:12 |
| 57 | 284 | YAKYMCHUK Maksym | UKR | 7 JUN 1994 | 27:48 | 2:17 |
| 58 | 215 | ATANASOAEI Catalin Constantin | ROU | 10 MAR 1993 | 27:55 | 2:24 |
| 59 | 143 | DUFFY Conor | IRL | 1992 | 28:12 | 2:41 |
| 60 | 174 | HARTMANIS Reinis | LAT | 4 JAN 1994 | 28:22 | 2:51 |
| 61 | 138 | CHESSER Dara | IRL | 16 AUG 1992 | 28:33 | 3:02 |
| 62 | 216 | BARBUT Andrei Ionut | ROU | 27 FEB 1994 | 28:37 | 3:06 |
| 63 | 226 | MOTOGNA Bogdan Ionut | ROU | 13 JUL 1994 | 28:48 | 3:17 |
| 64 | 224 | LUTIC Gabriel Cristian | ROU | 8 DEC 1993 | 29:10 | 3:39 |
| 65 | 36 | SRŠA Martin | CRO | 28 MAR 1994 | 29:37 | 4:06 |
| 66 | 181 | ANCHEVSKI Atanas | MKD | 14 JUN 1992 | 30:39 | 5:08 |
| | 210 | BORGES Luis Miguel | POR | 4 OCT 1994 | DNF | |
| | 157 | CRIPPA Nekagenet | ITA | 16 SEP 1994 | DNF | |
| | 106 | GRAY Will | GBR | 24 JAN 1993 | DNF | |
| | 128 | KOLLER Jonas | GER | 22 MAR 1993 | DNF | |
| | 233 | KUNTS Yevgeniy | RUS | 21 APR 1993 | DNF | |
| | 147 | MCDERMOTT Ryan | IRL | 10 AUG 1992 | DNF | |
| | 205 | NITKA Maciej | POL | 13 OCT 1993 | DNF | |
| | 175 | SERJOGINS Dmitrijs | LAT | 23 FEB 1993 | DNF | |
| | 131 | REHBERG Stig | GER | 28 APR 1992 | DNS | |

| | | | | |
|---------------------|-------|-------|-----|-----------------------------|
| Intermediate times: | 567m | 1:49 | 60 | CARRO Fernando (ESP) |
| | 1098m | 3:41 | 273 | YILDIRIMCI Sabahattin (TUR) |
| | 2212m | 7:24 | 160 | ED DERRAZ Abdelmjid (ITA) |
| | 3326m | 11:04 | 234 | MAKSIMOV Igor (RUS) |
| | 4440m | 14:43 | 109 | HAWKINS Callum (GBR) |
| | 5554m | 18:24 | 109 | HAWKINS Callum (GBR) |
| | 6668m | 22:06 | 238 | SAFIULIN Ilgizar (RUS) |


Weather conditions

Temperature: 2 °C Humidity: 69 % Conditions: Sunny

Legend

DNF Did not Finish DNS Did not Start

INTERNET Service: www.european-athletics.org

Timing, Measurement & Data Service by  OMEGA

Team Results
U23 Men

| Rank | Nation | Bib | Name | Time | Pos | Result |
|----------|-------------------------------------|-----|--------------------------|-------|-----|------------|
| 1 | Russia (RUS) | | | | | 16 |
| | | 238 | SAFIULIN Ilgizar | 25:31 | 1 | |
| | | 234 | MAKSIMOV Igor | 25:33 | 2 | |
| | | 235 | NIKITIN Vladimir | 25:37 | 3 | |
| | | 239 | STRELKOV Mikhail | 26:03 | 10 | |
| | | 233 | KUNTS Yevgeniy | DNF | | |
| 2 | Great Britain & NI (GBR) | | | | | 31 |
| | | 110 | HAY Jonathan | 25:46 | 4 | |
| | | 109 | HAWKINS Callum | 25:49 | 5 | |
| | | 117 | SCOTT Marc | 25:54 | 7 | |
| | | 114 | HULSON Charlie | 26:11 | 15 | |
| | | 103 | DAVIES Jonathan | 26:31 | 30 | |
| | | 106 | GRAY Will | DNF | | |
| 3 | Sweden (SWE) | | | | | 62 |
| | | 253 | ENGHOLM Elmar | 25:52 | 6 | |
| | | 258 | PALM Alexander | 26:00 | 9 | |
| | | 259 | SOLOMON Napoleon | 26:09 | 13 | |
| | | 256 | KINGSTEDT John | 26:35 | 34 | |
| 4 | France (FRA) | | | | | 93 |
| | | 79 | BARRER Francois | 25:56 | 8 | |
| | | 92 | MEKDAFOU Youssef | 26:06 | 11 | |
| | | 83 | BOUR Félix | 26:33 | 31 | |
| | | 89 | KLEIN Theodore | 27:01 | 43 | |
| | | 97 | SADDEDINE Alexandre | 27:28 | 52 | |
| | | 82 | BOULEKOUANE Sofiane | 27:29 | 53 | |
| 5 | Spain (ESP) | | | | | 110 |
| | | 60 | CARRO Fernando | 26:07 | 12 | |
| | | 58 | BENABBOU Houssane Eddine | 26:26 | 24 | |
| | | 62 | ESCRICHE Jaime | 26:38 | 35 | |
| | | 72 | NAVARRO Gabriel | 26:54 | 39 | |
| | | 74 | PUYUELO Victor | 26:59 | 42 | |
| 6 | Germany (GER) | | | | | 122 |
| | | 130 | PFEIFFER Hendrik | 26:16 | 17 | |
| | | 122 | ARBOGAST Jannik | 26:28 | 27 | |
| | | 132 | STEINSBERGER Marc Corin | 26:34 | 33 | |
| | | 134 | WEDEL Konstantin | 27:11 | 45 | |
| | | 128 | KOLLER Jonas | DNF | | |
| | | 131 | REHBERG Stig | DNS | | |
| 7 | Ukraine (UKR) | | | | | 136 |
| | | 285 | ZHUKOV Yehor | 26:11 | 14 | |
| | | 277 | KUZMICHYOV Oleksandr | 26:30 | 29 | |
| | | 283 | VYKHOPEN Yuriy | 26:49 | 36 | |
| | | 284 | YAKYMCHUK Maksym | 27:48 | 57 | |
| 8 | Poland (POL) | | | | | 137 |
| | | 206 | ROGIEWICZ Andrzej | 26:15 | 16 | |
| | | 200 | GRYCKO Tomasz | 26:27 | 25 | |
| | | 208 | TOPOLNICKI Szymon | 27:17 | 47 | |
| | | 201 | JASTRZEBSKI Kamil | 27:20 | 49 | |
| | | 205 | NITKA Maciej | DNF | | |
| 9 | Ireland (IRL) | | | | | 143 |
| | | 142 | DOONEY Kevin | 26:17 | 18 | |
| | | 137 | BRADY Liam | 26:28 | 26 | |
| | | 145 | HARGREAVES Brandon | 26:54 | 40 | |
| | | 143 | DUFFY Conor | 28:12 | 59 | |
| | | 138 | CHESSER Dara | 28:33 | 61 | |
| | | 147 | MCDERMOTT Ryan | DNF | | |

Team Results
U23 Men


Distance: 7782m
14 DEC 2014
Start Time: 12:16

| Rank | Nation | Bib | Name | Time | Pos | Result |
|-----------|----------------------|-----|-------------------------------|-------|-----------|------------|
| 10 | Romania (ROU) | | | | | 247 |
| | | 215 | ATANASOAEI Catalin Constantin | 27:55 | 58 | |
| | | 216 | BARBUT Andrei Ionut | 28:37 | 62 | |
| | | 226 | MOTOGNA Bogdan Ionut | 28:48 | 63 | |
| | | 224 | LUTIC Gabriel Cristian | 29:10 | 64 | |

Weather conditions

Temperature: 2 °C Humidity: 69 % Conditions: Sunny

INTERNET Service: www.european-athletics.org

Timing, Measurement & Data Service by  **OMEGA**

printed at SUN 14 DEC 2014 13:01


Page 2 of 2

Results
Senior Women

Distance: 7782m
14 DEC 2014
Start Time: 13:06

| Rank | Bib | Name | Nat | Date of Birth | Result | Time Behind |
|------|-----|----------------------------|-----|---------------|--------|-------------|
| 1 | 486 | STEEL Gemma | GBR | 12 NOV 1985 | 28:27 | |
| 2 | 470 | VERY Kate | GBR | 10 OCT 1991 | 28:27 | |
| 3 | 593 | BAHTA Meraf | SWE | 24 JUN 1989 | 28:52 | 0:25 |
| 4 | 402 | BELETE Almensch | BEL | 26 JUL 1989 | 28:52 | 0:25 |
| 5 | 458 | DUARTE Sophie | FRA | 31 JUL 1981 | 28:58 | 0:31 |
| 6 | 505 | BRITTON Fionnuala | IRL | 24 SEP 1984 | 28:59 | 0:32 |
| 7 | 489 | TWELL Steph | GBR | 17 AUG 1989 | 29:07 | 0:40 |
| 8 | 547 | LEWANDOWSKA Iwona | POL | 19 FEB 1985 | 29:09 | 0:42 |
| 9 | 438 | FUENTES-PILA Iris María | ESP | 10 AUG 1980 | 29:19 | 0:52 |
| 10 | 557 | ROCHA Carla Salomé | POR | 25 APR 1990 | 29:20 | 0:53 |
| 11 | 484 | PARTRIDGE Lily | GBR | 9 MAR 1991 | 29:22 | 0:55 |
| 12 | 522 | TREACY Sara | IRL | 22 JUN 1989 | 29:23 | 0:56 |
| 13 | 439 | GEBRE Trihas | ESP | 29 APR 1990 | 29:25 | 0:58 |
| 14 | 546 | KOWALSKA Katarzyna | POL | 7 APR 1985 | 29:29 | 1:02 |
| 15 | 485 | SAMUELS Sonia | GBR | 16 MAY 1979 | 29:32 | 1:05 |
| 16 | 534 | ROMAGNOLO Elena | ITA | 5 OCT 1982 | 29:33 | 1:06 |
| 17 | 499 | RESTLE-APEL Simret | GER | 4 MAY 1984 | 29:34 | 1:07 |
| 18 | 401 | WENTH Jennifer | AUT | 24 JUL 1991 | 29:52 | 1:25 |
| 19 | 445 | MARTÍN Diana | ESP | 1 APR 1981 | 29:54 | 1:27 |
| 20 | 490 | VERNON Elle | GBR | 11 DEC 1983 | 29:54 | 1:27 |
| 21 | 533 | ROFFINO Valeria | ITA | 9 APR 1990 | 30:01 | 1:34 |
| 22 | 426 | GLAD Simone | DEN | 12 AUG 1990 | 30:05 | 1:38 |
| 23 | 508 | FINN Michelle | IRL | 16 DEC 1989 | 30:09 | 1:42 |
| 24 | 429 | MØLLER Sara Sig | DEN | 10 OCT 1983 | 30:09 | 1:42 |
| 25 | 585 | STOLIC Sonja | SRB | 21 APR 1980 | 30:15 | 1:48 |
| 26 | 466 | PICOICHE Laurane | FRA | 17 JUL 1985 | 30:18 | 1:51 |
| 27 | 459 | GUERIN Aurore | FRA | 1 APR 1990 | 30:19 | 1:52 |
| 28 | 605 | KAYA Özlem | TUR | 20 APR 1990 | 30:21 | 1:54 |
| 29 | 449 | RODRÍGUEZ Lidia | ESP | 26 MAY 1986 | 30:26 | 1:59 |
| 30 | 453 | BARDELLE Christine | FRA | 16 AUG 1974 | 30:28 | 2:01 |
| 31 | 556 | RIBEIRO Catarina | POR | 31 MAY 1990 | 30:28 | 2:01 |
| 32 | 584 | JEVTIC Olivera | SRB | 24 JUL 1977 | 30:29 | 2:02 |
| 33 | 425 | BAUMEISTER Anna Sofie Holm | DEN | 29 DEC 1987 | 30:31 | 2:04 |
| 34 | 590 | TRESCH Martina | SUI | 10 JUN 1989 | 30:33 | 2:06 |
| 35 | 527 | MARAOUI Fatna | ITA | 10 JUL 1977 | 30:37 | 2:10 |
| 36 | 539 | JUODEŠKAITE Monika | LTU | 3 OCT 1991 | 30:46 | 2:19 |
| 37 | 414 | DANEKOVA Silvia | BUL | 7 FEB 1983 | 30:46 | 2:19 |
| 38 | 553 | MACHADO Ercilia | POR | 24 DEC 1986 | 30:49 | 2:22 |
| 39 | 463 | LOUISON Alexandra | FRA | 14 JUL 1982 | 30:55 | 2:28 |
| 40 | 531 | PULINA Jessica | ITA | 30 JUL 1991 | 31:01 | 2:34 |
| 41 | 460 | LAUBERTIE Patricia | FRA | 30 AUG 1988 | 31:08 | 2:41 |
| 42 | 422 | SEKANOVÁ Lucie | CZE | 5 AUG 1989 | 31:09 | 2:42 |
| 43 | 441 | GONZÁLEZ Paula | ESP | 2 MAY 1985 | 31:11 | 2:44 |
| 44 | 525 | DAL RI Federica | ITA | 25 SEP 1980 | 31:13 | 2:46 |
| 45 | 424 | BATTING Louise Langelund | DEN | 7 FEB 1978 | 31:25 | 2:58 |
| 46 | 512 | MCGLYNN Annmarie | IRL | 22 FEB 1980 | 31:35 | 3:08 |

INTERNET Service: www.european-athletics.org

Timing, Measurement & Data Service by  OMEGA

printed at SUN 14 DEC 2014 13:49

Page 1 of 2

Results
Senior Women

Distance: 7782m
14 DEC 2014
Start Time: 13:06

| Rank | Bib | Name | Nat | Date of Birth | Result | Time Behind |
|------|-----|------------------------|-----|---------------|--------|-------------|
| 47 | 516 | O'DOHERTY Siobhan | IRL | 14 NOV 1984 | 31:45 | 3:18 |
| 48 | 503 | WEISS Domenika | GER | 9 OCT 1990 | 32:01 | 3:34 |
| 49 | 415 | GEORGIEVA Yana | BUL | 16 MAR 1989 | 32:07 | 3:40 |
| 50 | 575 | PRUNDUS Mihaela Maria | ROU | 21 NOV 1976 | 32:07 | 3:40 |
| 51 | 537 | ABELE Jelena | LAT | 11 MAY 1986 | 32:21 | 3:54 |
| 52 | 565 | CONSTANTINESCU Daniela | ROU | 1988 | 32:25 | 3:58 |
| 53 | 507 | CROWE Laura | IRL | 5 SEP 1987 | 32:26 | 3:59 |
| 54 | 418 | BELUŠIĆ Barbara | CRO | 5 MAY 1981 | 32:57 | 4:30 |
| 55 | 592 | MANÍKOVÁ Lubomíra | SVK | 24 SEP 1986 | 33:26 | 4:59 |
| 56 | 564 | CITIREAG Veronica | ROU | 1 NOV 1988 | 34:09 | 5:42 |
| 57 | 570 | MOAGA Elena | ROU | 11 NOV 1986 | 34:28 | 6:01 |
| 58 | 566 | DINCA Ionela Ecaterina | ROU | 6 AUG 1991 | 34:49 | 6:22 |
| | 606 | KIRAZ Ümmü | TUR | 27 SEP 1982 | DNF | |
| | 555 | MOREIRA Sara | POR | 17 OCT 1985 | DNF | |
| | 612 | NOSENKO Anna | UKR | 1 OCT 1988 | DNF | |
| | 559 | SILVA Mónica | POR | 1991 | DNF | |

| | | | | |
|----------------------------|-------|-------|-----|-------------------------|
| Intermediate times: | 567m | 2:04 | 585 | STOLIC Sonja (SRB) |
| | 1098m | 4:12 | 585 | STOLIC Sonja (SRB) |
| | 2212m | 8:18 | 505 | BRITTON Fionnuala (IRL) |
| | 3326m | 12:23 | 470 | AVERY Kate (GBR) |
| | 4440m | 16:27 | 486 | STEEL Gemma (GBR) |
| | 5554m | 20:30 | 486 | STEEL Gemma (GBR) |
| | 6668m | 24:30 | 470 | AVERY Kate (GBR) |


Weather conditions

Temperature: 3 °C Humidity: 67 % Conditions: Sunny

Legend

DNF Did not Finish

INTERNET Service: www.european-athletics.org

Timing, Measurement & Data Service by  OMEGA

printed at SUN 14 DEC 2014 13:49

Page 2 of 2


**Team Results
Senior Women**

| Rank | Nation | Bib | Name | Time | Pos | Result |
|----------|-------------------------------------|-----|----------------------------|-------|-----|------------|
| 1 | Great Britain & NI (GBR) | | | | | 21 |
| | | 486 | STEEL Gemma | 28:27 | 1 | |
| | | 470 | AVERY Kate | 28:27 | 2 | |
| | | 489 | TWELL Steph | 29:07 | 7 | |
| | | 484 | PARTRIDGE Lily | 29:22 | 11 | |
| | | 485 | SAMUELS Sonia | 29:32 | 15 | |
| | | 490 | VERNON Elle | 29:54 | 20 | |
| 2 | Spain (ESP) | | | | | 70 |
| | | 438 | FUENTES-PILA Iris Maria | 29:19 | 9 | |
| | | 439 | GEBRE Trihas | 29:25 | 13 | |
| | | 445 | MARTÍN Diana | 29:54 | 19 | |
| | | 449 | RODRÍGUEZ Lidia | 30:26 | 29 | |
| | | 441 | GONZÁLEZ Paula | 31:11 | 43 | |
| 3 | Ireland (IRL) | | | | | 87 |
| | | 505 | BRITTON Fionnuala | 28:59 | 6 | |
| | | 522 | TREACY Sara | 29:23 | 12 | |
| | | 508 | FINN Michelle | 30:09 | 23 | |
| | | 512 | MCGLYNN Annmarie | 31:35 | 46 | |
| | | 516 | O'DOHERTY Siobhan | 31:45 | 47 | |
| | | 507 | CROWE Laura | 32:26 | 53 | |
| 4 | France (FRA) | | | | | 88 |
| | | 458 | DUARTE Sophie | 28:58 | 5 | |
| | | 466 | PICOCHÉ Laurane | 30:18 | 26 | |
| | | 459 | GUERIN Aurore | 30:19 | 27 | |
| | | 453 | BARDELLE Christine | 30:28 | 30 | |
| | | 463 | LOUISON Alexandra | 30:55 | 39 | |
| | | 460 | LAUBERTIE Patricia | 31:08 | 41 | |
| 5 | Italy (ITA) | | | | | 112 |
| | | 534 | ROMAGNOLO Elena | 29:33 | 16 | |
| | | 533 | ROFFINO Valeria | 30:01 | 21 | |
| | | 527 | MARAOUI Fatna | 30:37 | 35 | |
| | | 531 | PULINA Jessica | 31:01 | 40 | |
| | | 525 | DAL RI Federica | 31:13 | 44 | |
| 6 | Denmark (DEN) | | | | | 124 |
| | | 426 | GLAD Simone | 30:05 | 22 | |
| | | 429 | MØLLER Sara Sig | 30:09 | 24 | |
| | | 425 | BAUMEISTER Anna Sofie Holm | 30:31 | 33 | |
| | | 424 | BATTING Louise Langelund | 31:25 | 45 | |
| 7 | Romania (ROU) | | | | | 215 |
| | | 575 | PRUNDUS Mihaela Maria | 32:07 | 50 | |
| | | 565 | CONSTANTINESCU Daniela | 32:25 | 52 | |
| | | 564 | CITIREAG Veronica | 34:09 | 56 | |
| | | 570 | MOAGA Elena | 34:28 | 57 | |
| | | 566 | DINCA Ionela Ecaterina | 34:49 | 58 | |

Weather conditions

Temperature: 3 °C Humidity: 67 % Conditions: Sunny

INTERNET Service: www.european-athletics.org

Timing, Measurement & Data Service by  OMEGA

printed at SUN 14 DEC 2014 13:53

Page 1 of 1

Results
Senior Men

| Rank | Bib | Name | Nat | Date of Birth | Result | Time Behind |
|------|-----|------------------------|-----|---------------|--------|-------------|
| 1 | 261 | ARIKAN Polat Kemboi | TUR | 12 DEC 1990 | 32:19 | |
| 2 | 269 | KAYA Ali | TUR | 20 APR 1994 | 32:19 | |
| 3 | 59 | BEZABEH Alemayehu | ESP | 22 SEP 1986 | 32:30 | 0:11 |
| 4 | 85 | CARVALHO Florian | FRA | 9 MAR 1989 | 32:59 | 0:40 |
| 5 | 116 | MILLINGTON Ross | GBR | 19 SEP 1989 | 33:00 | 0:41 |
| 6 | 66 | MARHUM Mohamed | ESP | 26 NOV 1987 | 33:04 | 0:45 |
| 7 | 185 | CHOUKOUD Khalid | NED | 23 MAR 1986 | 33:04 | 0:45 |
| 8 | 165 | LA ROSA Stefano | ITA | 22 SEP 1985 | 33:17 | 0:58 |
| 9 | 112 | HICKEY Adam | GBR | 30 MAY 1988 | 33:19 | 1:00 |
| 10 | 81 | BOMMIER Timothée | FRA | 11 OCT 1986 | 33:21 | 1:02 |
| 11 | 272 | ULUS Cihat | TUR | 1 FEB 1990 | 33:22 | 1:03 |
| 12 | 56 | ABADÍA Antonio | ESP | 2 JUL 1990 | 33:24 | 1:05 |
| 13 | 193 | MOEN Sondre Nordstad | NOR | 12 JAN 1991 | 33:25 | 1:06 |
| 14 | 169 | RAZINE Marouan | ITA | 9 APR 1991 | 33:26 | 1:07 |
| 15 | 57 | ALAIZ Roberto | ESP | 20 JUL 1990 | 33:26 | 1:07 |
| 16 | 91 | MEFTAH Abdellatif | FRA | 3 JAN 1982 | 33:27 | 1:08 |
| 17 | 166 | NASTI Patrick | ITA | 30 AUG 1989 | 33:29 | 1:10 |
| 18 | 41 | KOCOUREK Milan | CZE | 6 DEC 1987 | 33:31 | 1:12 |
| 19 | 271 | ÖZDEMİR Ramazan | TUR | 6 JUL 1991 | 33:37 | 1:18 |
| 20 | 161 | EL MAZOURY Ahmed | ITA | 15 MAR 1990 | 33:43 | 1:24 |
| 21 | 67 | MATEO Daniel | ESP | 31 AUG 1989 | 33:43 | 1:24 |
| 22 | 127 | KARUS Benedikt | GER | 22 JAN 1990 | 33:54 | 1:35 |
| 23 | 153 | POLLOCK Paul | IRL | 25 JUN 1986 | 33:55 | 1:36 |
| 24 | 267 | GÜNEN Vedat | TUR | 15 AUG 1989 | 33:57 | 1:38 |
| 25 | 20 | EL HACHIMI Abdelhadi | BEL | 15 DEC 1974 | 34:01 | 1:42 |
| 26 | 252 | EKVALL Mikael | SWE | 18 JUN 1989 | 34:02 | 1:43 |
| 27 | 115 | LANCASHIRE Tom | GBR | 2 JUL 1985 | 34:02 | 1:43 |
| 28 | 245 | LEHMANN Adrian | SUI | 16 DEC 1989 | 34:06 | 1:47 |
| 29 | 152 | O'NEILL Breandan | IRL | 1 NOV 1988 | 34:06 | 1:47 |
| 30 | 21 | GARAIN Stijn | BEL | 12 JAN 1989 | 34:07 | 1:48 |
| 31 | 136 | BATT Kevin | IRL | 28 FEB 1991 | 34:07 | 1:48 |
| 32 | 279 | MATVIYCHUK Oleksandr | UKR | 8 MAR 1984 | 34:07 | 1:48 |
| 33 | 278 | LASHYN Dmytro | UKR | 17 FEB 1988 | 34:10 | 1:51 |
| 34 | 199 | GOSIEWSKI Krzysztof | POL | 3 MAY 1988 | 34:10 | 1:51 |
| 35 | 99 | BUTCHART Andrew | GBR | 14 OCT 1991 | 34:12 | 1:53 |
| 36 | 63 | FERNÁNDEZ Iván | ESP | 10 JUN 1988 | 34:13 | 1:54 |
| 37 | 15 | STEINHAMMER Christian | AUT | 21 OCT 1988 | 34:16 | 1:57 |
| 38 | 192 | FLØYSTAD Hans Kristian | NOR | 3 APR 1989 | 34:21 | 2:02 |
| 39 | 86 | CHAHDİ Hassan | FRA | 7 MAY 1989 | 34:21 | 2:02 |
| 40 | 100 | CALDWELL Luke | GBR | 2 AUG 1991 | 34:23 | 2:04 |
| 41 | 120 | WADE Tom | GBR | 14 JAN 1989 | 34:30 | 2:11 |
| 42 | 229 | STEFANA Andrei | ROU | 16 APR 1988 | 34:31 | 2:12 |
| 43 | 77 | NURME Tiidrek | EST | 18 NOV 1985 | 34:31 | 2:12 |
| 44 | 139 | CLOHISEY Mick | IRL | 13 JAN 1986 | 34:36 | 2:17 |
| 45 | 25 | PLATONAU Siarhei | BLR | 12 DEC 1990 | 34:37 | 2:18 |
| 46 | 16 | VOJTA Andreas | AUT | 9 JUN 1989 | 34:42 | 2:23 |

Distance: 10010m
14 DEC 2014
Start Time: 13:58

Results
Senior Men

| Rank | Bib | Name | Nat | Date of Birth | Result | Time Behind |
|------|-----|-----------------------------|-----|---------------|--------|-------------|
| 47 | 275 | HELETIY Ihor | UKR | 17 OCT 1982 | 34:43 | 2:24 |
| 48 | 212 | MBENGANI Eduard | POR | 8 JAN 1985 | 34:50 | 2:31 |
| 49 | 47 | ANDERSEN Henrik Them | DEN | 16 JUN 1982 | 34:55 | 2:36 |
| 50 | 87 | GUERFI Riad | FRA | 15 OCT 1987 | 35:01 | 2:42 |
| 51 | 141 | DOONEY Conor | IRL | 17 NOV 1989 | 35:02 | 2:43 |
| 52 | 84 | CANTERO Bryan | FRA | 28 APR 1991 | 35:03 | 2:44 |
| 53 | 144 | HANRAHAN Mark | IRL | 7 MAR 1985 | 35:04 | 2:45 |
| 54 | 214 | RIBEIRO Pedro | POR | 25 MAR 1981 | 35:11 | 2:52 |
| 55 | 173 | GIRGENSONS Janis | LAT | 20 AUG 1991 | 35:13 | 2:54 |
| 56 | 44 | VITNER Petr | CZE | 27 JAN 1990 | 35:18 | 2:59 |
| 57 | 228 | SOARE Nicolae Alexandru | ROU | 25 AUG 1991 | 35:32 | 3:13 |
| 58 | 230 | SUHANEA Ciprian | ROU | 16 AUG 1988 | 35:34 | 3:15 |
| 59 | 55 | ULAD Abdi Hakin | DEN | 14 JUN 1991 | 35:44 | 3:25 |
| 60 | 51 | NIELSEN Michael | DEN | 12 MAY 1981 | 35:46 | 3:27 |
| 61 | 13 | SANDER Christoph | AUT | 1 AUG 1988 | 35:51 | 3:32 |
| 62 | 219 | CORNESCHI Ilie Alexandru | ROU | 1991 | 36:00 | 3:41 |
| 63 | 48 | FAURSCHOU Jesper | DEN | 1 JUL 1983 | 36:08 | 3:49 |
| 64 | 265 | DIRLI Seref | TUR | 1 JAN 1992 | 36:34 | 4:15 |
| 65 | 218 | BUSCA Marius | ROU | 27 AUG 1979 | 36:49 | 4:30 |
| 66 | 281 | SEMENOVYCH Bohdan | UKR | 18 JUL 1986 | 37:39 | 5:20 |
| 67 | 172 | DMITRIJEVS Andrejs | LAT | 31 MAR 1985 | 38:04 | 5:45 |
| 68 | 35 | PAVELIC Antun Rudolf | CRO | 16 FEB 1990 | 38:37 | 6:18 |
| 69 | 10 | KELLEZI Ilir | ALB | 8 JUL 1988 | 40:03 | 7:44 |
| 70 | 180 | AJANOVSKI Kokan | MKD | 17 JAN 1982 | 41:35 | 9:16 |
| | 222 | GULYAS Raymond | ROU | 19 MAY 1984 | DNF | |
| | 39 | HOLUŠA Jakub | CZE | 20 FEB 1988 | DNF | |
| | 28 | NIKOLOV Yolo | BUL | 4 FEB 1984 | DNF | |
| | 78 | ROBERTSON Karl Murray Lepik | EST | 4 OCT 1991 | DNF | |
| | 250 | URBAN Jozef | SVK | 24 JAN 1986 | DNF | |

| | | | | |
|---------------------|-------|-------|-----|---------------------------|
| Intermediate times: | 567m | 1:49 | 261 | ARIKAN Polat Kemboi (TUR) |
| | 1098m | 3:37 | 261 | ARIKAN Polat Kemboi (TUR) |
| | 2212m | 7:07 | 261 | ARIKAN Polat Kemboi (TUR) |
| | 3326m | 10:38 | 269 | KAYA Ali (TUR) |
| | 4440m | 14:11 | 59 | BEZABEH Alemayehu (ESP) |
| | 5554m | 17:50 | 261 | ARIKAN Polat Kemboi (TUR) |
| | 6668m | 21:30 | 261 | ARIKAN Polat Kemboi (TUR) |
| | 7782m | 25:13 | 261 | ARIKAN Polat Kemboi (TUR) |
| | 8896m | 28:53 | 59 | BEZABEH Alemayehu (ESP) |


Weather conditions

Temperature: 5 °C Humidity: 63 % Conditions: Sunny

Legend

DNF Did not Finish

INTERNET Service: www.european-athletics.org

Timing, Measurement & Data Service by  OMEGA

printed at SUN 14 DEC 2014 14:48

Page 2 of 2

**Team Results
Senior Men**

| Rank | Nation | Bib | Name | Time | Pos | Result |
|----------|-------------------------------------|-----|--------------------------|-------|-----|------------|
| 1 | Turkey (TUR) | | | | | 33 |
| | | 261 | ARIKAN Polat Kemboi | 32:19 | 1 | |
| | | 269 | KAYA Ali | 32:19 | 2 | |
| | | 272 | ULUS Cihat | 33:22 | 11 | |
| | | 271 | ÖZDEMİR Ramazan | 33:37 | 19 | |
| | | 267 | GÜNEN Vedat | 33:57 | 24 | |
| | | 265 | DIRLI Seref | 36:34 | 64 | |
| 2 | Spain (ESP) | | | | | 36 |
| | | 59 | BEZABEH Alemayehu | 32:30 | 3 | |
| | | 66 | MARHUM Mohamed | 33:04 | 6 | |
| | | 56 | ABADÍA Antonio | 33:24 | 12 | |
| | | 57 | ALAIZ Roberto | 33:26 | 15 | |
| | | 67 | MATEO Daniel | 33:43 | 21 | |
| | | 63 | FERNÁNDEZ Iván | 34:13 | 36 | |
| 3 | Italy (ITA) | | | | | 59 |
| | | 165 | LA ROSA Stefano | 33:17 | 8 | |
| | | 169 | RAZINE Marouan | 33:26 | 14 | |
| | | 166 | NASTI Patrick | 33:29 | 17 | |
| | | 161 | EL MAZOURY Ahmed | 33:43 | 20 | |
| 4 | France (FRA) | | | | | 69 |
| | | 85 | CARVALHO Florian | 32:59 | 4 | |
| | | 81 | BOMMIER Timothée | 33:21 | 10 | |
| | | 91 | MEFTAH Abdellatif | 33:27 | 16 | |
| | | 86 | CHAHDI Hassan | 34:21 | 39 | |
| | | 87 | GUERFI Riad | 35:01 | 50 | |
| | | 84 | CANTERO Bryan | 35:03 | 52 | |
| 5 | Great Britain & NI (GBR) | | | | | 76 |
| | | 116 | MILLINGTON Ross | 33:00 | 5 | |
| | | 112 | HICKEY Adam | 33:19 | 9 | |
| | | 115 | LANCASHIRE Tom | 34:02 | 27 | |
| | | 99 | BUTCHART Andrew | 34:12 | 35 | |
| | | 100 | CALDWELL Luke | 34:23 | 40 | |
| | | 120 | WADE Tom | 34:30 | 41 | |
| 6 | Ireland (IRL) | | | | | 127 |
| | | 153 | POLLOCK Paul | 33:55 | 23 | |
| | | 152 | O'NEILL Breandan | 34:06 | 29 | |
| | | 136 | BATT Kevin | 34:07 | 31 | |
| | | 139 | CLOHISEY Mick | 34:36 | 44 | |
| | | 141 | DOONEY Conor | 35:02 | 51 | |
| | | 144 | HANRAHAN Mark | 35:04 | 53 | |
| 7 | Ukraine (UKR) | | | | | 178 |
| | | 279 | MATVIYCHUK Oleksandr | 34:07 | 32 | |
| | | 278 | LASHYN Dmytro | 34:10 | 33 | |
| | | 275 | HELETIY Ihor | 34:43 | 47 | |
| | | 281 | SEMENOVYCH Bohdan | 37:39 | 66 | |
| 8 | Romania (ROU) | | | | | 219 |
| | | 229 | STEFANA Andrei | 34:31 | 42 | |
| | | 228 | SOARE Nicolae Alexandru | 35:32 | 57 | |
| | | 230 | SUHANEA Ciprian | 35:34 | 58 | |
| | | 219 | CORNESCHI Ilie Alexandru | 36:00 | 62 | |
| | | 218 | BUSCA Marius | 36:49 | 65 | |
| | | 222 | GULYAS Raymond | DNF | | |


**Team Results
Senior Men**

| Rank | Nation | Bib | Name | Time | Pos | Result |
|----------|----------------------|-----|----------------------|-------|-----|------------|
| 9 | Denmark (DEN) | | | | | 231 |
| | | 47 | ANDERSEN Henrik Them | 34:55 | 49 | |
| | | 55 | ULAD Abdi Hakin | 35:44 | 59 | |
| | | 51 | NIELSEN Michael | 35:46 | 60 | |
| | | 48 | FAURSCHOU Jesper | 36:08 | 63 | |

Weather conditions

Temperature: 5 °C Humidity: 63 % Conditions: Sunny

INTERNET Service: www.european-athletics.org

Timing, Measurement & Data Service by  **OMEGA**

printed at SUN 14 DEC 2014 14:49

Page 2 of 2