



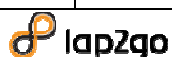
15th European Cup Winter Throwing - Leiria, POR

Estadio Municipal Dr. Magalhães Pessoa

14 Mar 2015

Discus Men U-23 - final

Lugar	Dorsal	Nome	Clube	1	2	3	4	5	6
1	21	Marković Martin	CRO	F	F	F	55.61	58.75	F
2	105	Scheffel Sebastian	GER	54.40	56.00	56.93	56.20	56.67	52.64
3	201	Firfirica Alin Alexandru	ROU	F	53.64	F	56.42	F	F
4	183	Praczyk Fojciech	POL	55.31	F	F	56.35	F	F
5	125	Káplár János	HUN	53.92	55.73	56.20	F	F	F
6	174	Isene Ola Stunes	NOR	F	43.98	55.69	F	F	51.03
7	221	Dobrenshkiy Aleksandr	RUS	55.26	55.05	55.58	54.26	54.96	F
8	248	Pettersson Simon	SWE	52.79	55.30	F	F	F	F
9	89	Thompson Gregory	GBR	53.63	F	F	F	50.31	F
10	35	Ellegaard Andreas Høyby	DEN	53.53	F	52.08	F	52.01	53.32
11	271	Musiyenko Ihor	UKR	F	F	53.12	F	51.04	51.65
12	149	Petrei Stefano	ITA	48.73	F	51.51	F	51.97	F
13	50	Rodríguez Javier	ESP	46.08	51.61	F	50.79	F	F
14	64	Jaanus John-Caspar	EST	50.88	50.63	F	F	F	F
15	132	Pons Marco	IRL	47.48	F	45.62	48.75	F	F



Discus Men Group B - final

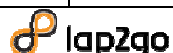
Lugar	Dorsal	Nome	Clube	1	2	3	4	5	6
1	245	Arrhenius Leif	SWE	58.70	F	59.64	59.58	59.69	60.36
2	148	Apolloni Federico	ITA	57.35	57.88	60.04	58.41	58.13	58.54
3	146	Faloci Giovanni	ITA	F	58.23	F	58.42	59.83	59.39
4	124	Huszák János	HUN	52.91	58.00	F	55.21	F	59.25
5	88	Duquemin Zane	GBR	F	58.53	F	55.71	F	F

6	28	Voňavka Tomáš	CZE	F	54.51	57.89	F	58.40	F
7	191	Grave Jorge A.	POR	55.88	F	54.72	F	F	57.41
8	46	Cuesta Pedro José	ESP	54.55	54.29	56.94	54.33	56.58	55.90
9	192	Silva Filipe Vital e	POR	F	55.65	F	F	F	55.24
10	136	Alterman Mark	ISR	F	F	54.07	F	52.57	F



Javelin Women U-23 - final

Lugar	Dorsal	Nome	Clube	1	2	3	4	5	6
1	102	Hussong Christin	GER	60.91	60.39	53.66	58.36	58.54	60.32
2	219	Starygina Yekaterina	RUS	56.15	54.55	52.77	52.61	52.91	52.22
3	182	Fitek Marcelina	POL	54.25	F	F	F	50.45	50.15
4	76	Nicollin Margaux	FRA	51.45	53.99	50.71	F	F	F
5	270	Derun Kateryna	UKR	48.60	52.11	53.05	52.17	F	F
6	256	Tuğsuz Eda	TUR	47.53	53.04	50.59	51.39	F	F
7	175	Borge Sigrid	NOR	F	48.22	F	47.97	F	42.68
8	51	Moreno Arantxa	ESP	47.07	F	47.39	47.60	45.93	F
9	129	Moravcsik Angéla	HUN	43.43	46.12	44.64	45.72	46.61	46.88
10	204	Necsoiu Florina Andreea	ROU	45.71	45.62	F	43.74	44.44	F
11	65	Tulev Mari-Liis	EST	40.55	44.04	F	40.55	F	F



Hammer Men U-23 - final

Lugar	Dorsal	Nome	Clube	1	2	3	4	5	6
1	119	Pásztor Bence	HUN	71.39	72.94	69.96	71.63	72.90	72.69
2	9	Vasilchanka Yury	BLR	F	68.52	70.02	68.94	67.38	67.59
3	252	Baltacı Özkan	TUR	67.52	68.56	69.07	68.02	68.09	F
4	43	Blanco Miguel Alberto	ESP	62.81	66.44	62.53	63.89	68.04	F
5	180	RogoFski Arkadiusz	POL	64.82	67.74	67.42	F	F	F
6	17	Apti Aykhan	BUL	67.31	F	67.52	67.48	65.88	F
7	87	Campbell Taylor	GBR	67.25	67.28	F	65.91	F	66.43
8	265	Reheda Serhiy	UKR	63.23	65.49	66.62	67.11	67.26	66.59
9	143	Di Blasio Patrizio	ITA	63.54	63.97	F	64.17	67.02	67.24
10	134	Jónsson Hilmar Örn	ISL	F	F	F	66.86	F	66.54
11	213	Romanov Andrey	RUS	66.36	65.16	F	61.56	64.94	64.21
12	244	Eriksson Anders	SWE	F	64.45	F	4.29	66.20	64.51
13	172	Comenentia Denzel	NED	F	66.15	65.48	64.00	F	65.35
14	20	Gregurić Matija	CRO	59.96	61.69	61.97	61.81	62.36	64.26
15	95	Lindner Nils	GER	F	F	F	61.49	F	P
16	64	Jaanus John-Caspar	EST	53.04	F	P	P	P	P

Shot Put Women U-23 - final

Lugar	Dorsal	Nome	Clube	1	2	3	4	5	6
1	259	Dereli Emel	TUR	17.21	F	17.45	F	17.22	17.32
2	226	Troneva Natalya	RUS	F	16.00	16.81	F	16.15	16.05
3	16	Kolb Viktoryia	BLR	15.54	16.20	16.32	F	16.46	F
4	250	Roos Fanny	SWE	F	16.34	16.12	15.91	16.39	16.13
5	3	BoumkWo Jolien	BEL	14.50	15.90	15.89	15.87	15.24	15.62
6	186	Kardasz Klaudia	POL	14.67	15.23	15.55	F	F	15.44
7	57	Toimil Belén	ESP	15.24	14.87	15.52	15.20	15.11	15.29
8	113	Jokeit Laura	GER	F	F	14.33	F	F	14.84
9	203	Burueana Lenuta	ROU	14.80	F	F	F	F	F
10	276	Savytska Viktoriya	UKR	14.50	14.63	14.50	F	F	F
11	83	Mendy Nadege	FRA	F	12.82	13.34	14.16	14.37	13.92
12	164	Krumlovsky Stéphanie	LUX	13.79	F	13.47	13.81	13.75	F



Javelin Women Group B - final

Lugar	Dorsal	Nome	Clube	1	2	3	4	5	6
1	151	Jemai Sara	ITA	54.22	49.23	51.78	53.26	50.35	55.54
2	202	Anghelescu Nicoleta Madalina	ROU	51.08	51.08	49.52	51.85	51.30	49.33
3	147	Bani Zahra	ITA	50.61	F	F	49.53	51.32	F
4	161	Jakubaitytė Indrė	LTU	48.82	F	49.10	49.36	F	F
5	126	Ormay Anikó	HUN	49.11	F	48.76	46.34	44.96	48.65
6	127	Bogdán Annabella	HUN	44.81	47.41	44.60	47.02	46.51	47.90
7	62	Karvak Helina	EST	43.43	40.95	40.86	42.36	41.08	47.22



Discus Men Group A - final

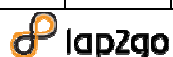
Lugar	Dorsal	Nome	Clube	1	2	3	4	5	6
1	61	Kupper Martin	EST	62.60	66.67	61.65	60.10	F	62.69
2	159	Gudžius Andrius	LTU	62.62	F	61.37	61.39	F	65.51
3	214	Butenko Viktor	RUS	59.49	61.30	65.44	F	61.98	63.26
4	25	Parellis Apostolos	CYP	59.62	64.22	61.08	63.45	64.15	65.04
5	246	Härstedt Axel	SWE	61.77	F	F	64.27	64.33	64.69
6	253	Olgundeniz Ercüment	TUR	F	56.62	F	63.07	F	F
7	1	Milanov Philip	BEL	62.38	62.88	62.36	F	62.79	F
8	171	Cadée Erik	NED	F	60.37	F	62.30	60.91	F

9	215	Sedyuk Nikolay	RUS	58.17	61.23	62.12	61.63	F	F
10	268	Semenov Oleksiy	UKR	F	F	56.76	59.24	59.39	F
11	123	Seres András	HUN	57.48	F	58.86	59.01	58.58	57.79



Javelin Women Group A - final

Lugar	Dorsal	Nome	Clube	1	2	3	4	5	6
1	231	Ratej Martina	SLO	57.31	56.73	F	56.43	F	62.43
2	98	Stahl Linda	GER	56.52	57.14	56.18	62.12	57.35	F
3	101	Molitor Katharina	GER	50.72	56.36	62.08	F	56.99	60.61
4	217	Sudarushkina Viktoriya	RUS	F	48.74	56.16	59.06	F	55.42
5	75	Andraud Matilde	FRA	55.64	57.52	F	54.50	F	58.75
6	158	Mūze Līna	LAT	52.66	F	57.66	55.67	55.31	58.33
7	13	Khaladovich Tatsiana	BLR	56.82	56.47	56.37	F	F	56.07
8	29	Ogrodníková Nikola	CZE	55.93	52.30	51.81	55.10	56.30	F
9	267	Hatsko-Fedusova Hanna	UKR	F	49.91	52.78	52.56	56.30	F
10	218	Ananchenko Yevgeniya	RUS	48.83	51.48	55.41	53.90	53.57	55.03



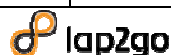
Shot Put Women - final

Lugar	Dorsal	Nome	Clube	1	2	3	4	5	6
1	15	Leantsiuk Yulia	BLR	18.32	18.56	18.27	18.48	18.31	18.16
2	130	Márton Anita	HUN	17.24	17.41	17.24	F	17.59	F
3	153	Rosa Chiara	ITA	16.70	17.38	17.12	F	17.03	17.05
4	19	Mavrodieva Radoslava	BUL	17.17	17.14	17.13	F	F	F
5	14	Abrahmchuk Alena	BLR	16.92	17.11	F	F	17.08	F
6	112	Urbaniak Lena	GER	15.88	F	16.69	F	F	F
7	109	Hinrichs Denise	GER	F	16.58	F	16.11	F	16.48
8	225	Podolskaya Anastasiya	RUS	F	16.45	F	F	F	F
9	156	Nicoletti Julaika	ITA	15.84	F	15.96	F	16.36	F
10	56	Ruiz Úrsula	ESP	15.82	F	16.20	F	16.11	16.11
11	36	Mulbjerg Trine	DEN	F	F	15.68	F	16.12	15.38
12	82	Cérival Jessica	FRA	15.67	15.66	15.45	15.45	15.91	F
13	32	Kárníková Jana	CZE	14.77	F	15.19	14.87	15.50	F
14	63	Teesaar Anu	EST	13.94	14.14	14.82	14.87	F	F
15	275	Klochko Viktoriya	UKR	F	13.92	14.01	F	13.83	14.49
16	260	Özada Dilek	TUR	14.05	13.52	13.77	F	13.50	13.35



Hammer Men - Final

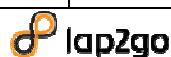
Lugar	Dorsal	Nome	Clube	1	2	3	4	5	6
1	114	Pars Krisztián	HUN	77.55	77.31	75.92	79.24	F	78.64
2	177	Fajdek PaFeł	POL	74.62	76.19	F	F	F	F
3	166	Marghiev Serghei	MDA	71.72	F	F	72.59	72.25	73.84
4	7	Shayunou Yury	BLR	70.76	F	73.08	73.27	71.71	72.11
5	207	Ikonnikov Kirill	RUS	65.84	71.82	72.90	66.28	F	F
6	37	Cienfuegos Javier	ESP	F	70.86	71.35	67.71	69.57	70.76
7	8	Kalamoyets Siarhei	BLR	66.85	F	F	F	F	70.71
8	85	Bennett Chris	GBR	F	68.25	70.15	70.65	66.58	69.59
9	263	Vynohradov Yevhen	UKR	F	66.76	67.93	F	69.46	70.39
10	23	Stathelakos Constantions	CYP	67.56	69.76	F	68.58	68.32	69.49
11	208	Lukyanov Denis	RUS	68.60	68.74	65.83	69.67	65.56	69.03
12	84	Dry Mark	GBR	F	F	F	69.25	68.84	68.09
13	230	Plesko Nejc	SLO	68.66	F	68.92	67.97	61.48	65.46
14	115	Hudi Ákos	HUN	67.29	68.90	66.90	F	66.16	68.56
15	138	Vizzoni Nicola	ITA	67.27	F	66.05	F	67.34	68.13
16	189	Silva António Vital e	POR	61.44	61.70	63.19	61.54	62.66	63.45
17	59	Olman Mart	EST	59.28	61.45	F	F	F	60.42



15 Mar 2015

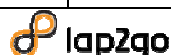
Hammer Women U-23 Group B - final

Lugar	Dorsal	Nome	Clube	1	2	3	4	5	6
1	173	Llano Beatrice Nedberge	NOR	F	63.91	63.93	F	59.82	61.98
2	240	Kaňuchová Veronika	SVK	F	55.75	62.47	62.35	57.89	60.32
3	33	Julin Celina	DEN	57.49	F	58.26	61.38	58.03	F
4	232	Štravs Claudia	SLO	57.54	58.45	57.61	57.42	58.90	55.48
5	47	Acevedo Maria Barbaño	ESP	55.93	56.56	54.59	55.88	55.99	55.69
6	255	Polat Şengül	TUR	52.31	52.89	52.67	F	51.49	F
7	135	Jónsdóttir Vigdis	ISL	50.79	52.25	51.91	52.33	F	51.09
8	193	Paço Daniela	POR	F	F	45.64	52.10	50.98	F



Discus Women U-23 - final

Lugar	Dorsal	Nome	Clube	1	2	3	4	5	6
1	104	Pudenz Kristin	GER	48.53	50.19	54.62	56.62	53.42	F
2	184	Makul Karolina	POL	52.95	51.50	F	53.00	52.58	56.04
3	233	Domjan Veronika	SLO	47.28	52.47	54.46	51.64	50.93	53.44
4	249	Schmidt Heidi	SWE	F	50.88	51.16	54.01	50.07	51.96
5	222	Shirobokova Natalya	RUS	F	52.55	F	F	51.44	51.57
6	272	Cherednychenko Karyna	UKR	51.00	45.63	F	F	48.41	48.04
7	257	Kaya Elçin	TUR	F	50.12	F	49.54	F	F
8	49	Kintana June	ESP	48.30	50.09	49.23	F	F	F
9	128	Kerekes Dóra	HUN	F	45.94	46.77	44.05	F	F
10	194	Pereira Juliana	POR	42.66	44.35	43.81	42.53	F	44.14
11	203	Burueana Lenuta	ROU	44.21	F	F	F	F	F
12	78	Viardot Dorine	FRA	F	43.18	43.88	F	F	F
13	176	Roe Matilde	NOR	41.56	43.03	F	F	43.09	43.27



Shot Put Men U-23 - final

Lugar	Dorsal	Nome	Clube	1	2	3	4	5	6
1	5	Pezer Mesud	BIH	19.00	19.01	19.34	19.44	P	P
2	185	Brzozofski Krzysztof	POL	F	19.27	F	18.46	18.79	F
3	205	Toader Andrei	ROU	17.29	17.96	18.31	18.69	18.96	F
4	169	Djurović Tomaš	MNE	17.96	18.54	F	17.84	F	F
5	172	Comenentia Denzel	NED	17.46	F	18.16	18.03	F	F
6	111	Göder Bodo	GER	17.56	F	F	F	17.56	18.16
7	55	Noguera Alejandro	ESP	16.49	17.23	F	F	17.06	18.01
8	224	Podolskiy Artyom	RUS	17.72	17.63	17.77	17.22	F	17.22
9	162	Malotkinas Julius	LTU	16.51	17.22	16.90	17.64	F	16.96
10	274	Bahach Mykola	UKR	16.92	16.63	F	F	17.56	F
11	234	Zupančič Blaž	SLO	17.15	16.92	F	17.48	17.45	F
12	22	Kolarević Demir	CRO	16.81	17.35	F	16.60	F	16.66
13	248	Petterson Simon	SWE	15.28	15.89	F	15.50	16.19	16.18
14	67	Koha Karl	EST	F	16.06	F	F	F	F
15	137	Fasserman Rohi	ISR	F	15.18	F	15.92	F	15.32
16	155	Del Gatto Lorenzo	ITA	15.25	15.32	F	F	F	15.62
17	195	Pinho José	POR	14.53	F	14.95	13.98	14.55	F



Hammer Women U-23 Group A - final

Lugar	Dorsal	Nome	Clube	1	2	3	4	5	6
1	12	Sobaleva Alena	BLR	67.07	69.31	F	69.95	68.05	68.21
2	266	Shamotina Alyona	UKR	67.17	F	64.50	F	F	68.96
3	72	Sedykh Alexia	FRA	65.30	68.28	67.64	65.31	68.79	67.86
4	181	Kopron MalFina	POL	68.13	F	68.55	F	F	64.74
5	212	Tsareva Yelizaveta	RUS	65.13	68.02	66.34	67.92	67.55	F
6	243	Larsson Eleni	SWE	64.96	65.59	63.97	65.38	65.80	66.47
7	3	BoumkWo Jolien	BEL	61.81	62.35	60.60	65.20	59.31	F
8	99	Foitha Charlene	GER	63.29	62.51	64.96	63.80	F	F
9	122	Fertig Fruzsina	HUN	64.21	62.49	F	F	F	F
10	86	Hunter Rachel	GBR	F	F	F	F	58.37	57.15



Hammer Women Group B - final

Lugar	Dorsal	Nome	Clube	1	2	3	4	5	6
1	74	Ciofani Audrey	FRA	64.43	66.43	64.57	F	68.20	F
2	121	Gyurátz Réka	HUN	63.36	F	64.25	66.99	67.31	67.98
3	41	Castells Berta	ESP	62.78	63.97	F	66.21	F	65.72
4	40	Redondo Laura	ESP	64.41	62.49	63.81	65.47	F	64.26
5	247	Petersson Marinda	SWE	62.16	62.93	61.98	F	63.28	63.65
6	24	Theodorou Paraskevi	CYP	58.68	61.47	63.13	F	F	61.37
7	60	Ojaloo Kati	EST	60.68	62.98	F	62.20	62.52	F
8	229	Špiler Barbara	SLO	62.15	61.39	F	62.74	62.72	F
9	254	Uzunbilek Zeliha	TUR	59.49	61.29	F	61.09	59.64	59.68
10	2	Sterckendries Vanessa	BEL	58.93	F	59.67	59.15	F	F
11	235	Zihlmann Nicole	SUI	53.35	56.90	F	56.62	F	55.59



Javelin Men U-23 - final

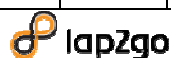
Lugar	Dorsal	Nome	Clube	1	2	3	4	5	6
1	228	Muhar Matija	SLO	65.83	73.10	F	71.13	63.45	77.60
2	94	BoneFit Jonas	GER	68.28	68.86	70.35	75.42	69.70	F
3	10	Kazlouski Aliaksandr	BLR	66.31	68.85	73.39	68.44	66.86	P
4	198	Rusu Raul	ROU	71.64	70.25	F	72.75	F	F
5	170	Fouters Jurriaan	NED	66.85	65.94	67.52	70.97	F	F
6	178	Oleszczuk Kacper	POL	F	65.85	67.27	70.57	70.82	70.67
7	116	Rivasz-Tóth Norbert	HUN	F	70.82	F	66.19	66.64	68.68
8	211	Shapovalov Ilya	RUS	67.82	69.69	68.28	65.74	69.11	69.32

9	261	Bohdan Maksym	UKR	65.60	66.45	67.53	F	66.56	F
10	39	Quijera Nicolás	ESP	67.52	63.76	63.45	63.80	P	P
11	242	Andersson Quincy	SWE	62.19	63.96	F	F	F	F
12	167	Mardari Adrian	MDA	62.34	F	P	P	P	P
13	144	Orlando Roberto	ITA	58.25	F	60.12	59.49	60.02	60.12
14	67	Koha Karl	EST	F	50.72	56.56	56.56	57.72	57.21



Discus Women Group B - final

Lugar	Dorsal	Nome	Clube	1	2	3	4	5	6
1	77	Pousse Pauline	FRA	F	59.03	59.80	F	F	F
2	48	Asenjo Sabina	ESP	55.64	54.71	57.68	57.63	F	57.07
3	220	Burmistrova Yekaterina	RUS	56.76	54.98	55.00	F	53.14	55.11
4	152	Strumillo Stefania	ITA	F	F	F	55.47	51.52	F
5	150	Aniballi Valentina	ITA	52.25	52.86	53.51	55.00	53.87	F
6	34	Bebe Katrine	DEN	49.75	48.27	53.96	F	F	F
7	131	Witzgerald Claire	IRL	48.17	50.16	52.90	49.32	50.26	48.97
8	14	Abrahmchuk Alena	BLR	47.64	48.62	F	F	49.37	51.93
9	63	Teesaar Anu	EST	48.53	48.98	F	50.74	50.38	49.99
10	258	Uzunbilek Zehra	TUR	49.43	46.65	F	46.77	49.04	F



Discus Women Group A - Final

Lugar	Dorsal	Nome	Clube	1	2	3	4	5	6
1	96	Müller Nadine	GER	F	65.27	F	64.23	57.33	64.25
2	73	Robert-Michon Mélina	FRA	60.76	64.75	63.36	60.46	61.68	F
3	190	Rodrigues Irina	POR	63.01	F	F	F	63.25	57.23
4	100	Craft Shanice	GER	62.13	F	60.81	63.22	F	F
5	69	Kämäräinen Sanna	FIN	F	61.07	60.67	F	F	F
6	160	Sendriūtė Zinaida	LTU	54.63	58.84	59.65	58.16	58.68	
7	216	Maltseva Yuliya	RUS	F	59.53	F	F	54.97	F
8	269	Semenova Nataliya	UKR	58.21	57.71	F	F	56.98	F
9	30	Staňková Eliška	CZE	55.26	57.24	55.91	55.27	56.72	55.11
10	31	Kubelová Jitka	CZE	F	51.03	55.63	F	F	55.71



Javelin Men Group B - final

Lugar	Dorsal	Nome	Clube	1	2	3	4	5	6
1	133	Sverrisson Gudmundur	ISL	72.07	72.02	74.57	74.36	73.39	74.90
2	199	Zaharia George Catalin	ROU	68.60	63.73	61.57	F	F	70.73
3	140	Bertolini Roberto	ITA	68.83	F	F	67.67	70.24	F
4	200	Novac Alexandru	ROU	62.66	64.80	F	65.45	65.21	69.63
5	188	Pestana Hélder	POR	68.14	66.97	66.40	69.17	F	F
6	38	Sánchez Jordi	ESP	68.77	66.05	68.96	66.64	F	F
7	117	Gulyás Tamás	HUN	68.32	66.59	64.57	61.32	64.66	66.49
8	209	Komarov German	RUS	F	68.08	F	F	F	F
9	120	Rab Attila	HUN	64.81	64.41	65.48	67.04	62.79	65.48
10	187	Aperta Tiago	POR	55.66	61.64	65.38	F	F	F
11	165	Fagner Antoine	LUX	F	F	F	63.75	F	F



Javelin Men Group A - final

Lugar	Dorsal	Nome	Clube	1	2	3	4	5	6
1	206	Iordan Valeriy	RUS	F	77.54	83.00	F	P	F
2	90	Röhler Thomas	GER	F	F	79.72	F	F	81.83
3	251	Avan Fatih	TUR	81.45	F	80.14	F	F	F
4	227	Kranjc Matija	SLO	77.19	72.88	78.35	P	P	P
5	139	Bonvecchio Norbert	ITA	66.27	67.88	74.68	77.62	70.42	72.15
6	236	Ženúch Patrik	SVK	73.05	77.27	F	F	F	F
7	262	Nychyporchuk Oleksandr	UKR	75.06	F	75.77	72.22	F	P
8	58	Mätas Risto	EST	F	74.07	F	F	F	72.71
9	157	Sirmais Zigismunds	LAT	73.25	72.67	F	72.92	F	F
10	6	Ashomka Aliaksandr	BLR	72.60	72.78	F	70.44	F	70.95
11	237	Benák Martin	SVK	F	68.40	66.94	F	P	P
12	4	Mileusnic Dejan	BIH	67.16	68.10	P	P	P	P



Shot Put Men Group A - final

Lugar	Dorsal	Nome	Clube	1	2	3	4	5	6
1	52	Vivas Borja	ESP	19.97	19.80	20.15	F	F	20.14
2	245	Arrhenius Leif	SWE	18.73	18.81	19.49	20.09	F	F
3	53	Tobalina Carlos	ESP	18.31	19.67	20.04	F	18.82	19.36

4	79	Bucki Gaëtan	FRA	20.04	F	F	19.35	19.16	19.55
5	163	Bertemes Bob	LUX	F	F	19.85	F	F	F
6	18	Ivanov Georgi	BUL	18.88	19.34	19.39	F	F	F
7	81	Dagee Frederic	FRA	19.21	18.86	F	19.34	19.12	18.86
8	223	Lyadusov Konstantin	RUS	18.29	18.00	18.65	19.10	F	F
9	154	Secci Daniele	ITA	18.46	18.82	F	F	18.85	F
10	196	Fortes Marco	POR	17.73	18.28	F	F	F	18.82
11	66	Galeta Kristo	EST	18.58	18.41	F	18.79	F	F
12	197	Arnaudov Tsanko	POR	F	18.79	17.65	F	F	F
13	273	Samolyuk Viktor	UKR	17.62	17.98	17.97	F	17.80	F
14	88	Duquemin Zane	GBR	F	F	17.50	F	17.49	17.10



Hammer Women Group A - final

Lugar	Dorsal	Nome	Clube	1	2	3	4	5	6
1	210	Bulgakova Anna	RUS	F	65.52	F	72.06	67.51	67.07
2	179	FiodoroF Joanna	POL	70.13	69.89	66.08	69.35	70.90	70.89
3	71	Tavernier Alexandra	FRA	70.45	67.19	F	F	69.05	69.60
4	92	Heidler Betty	GER	65.70	69.43	70.42	69.61	F	69.22
5	93	Klaas Kathrin	GER	66.23	68.55	69.03	66.21	F	69.89
6	238	Hrašnová Martina	SVK	69.25	68.03	F	F	F	65.74
7	142	Salis Silvia	ITA	66.35	68.85	64.55	65.96	66.50	66.27
8	27	Králová Tereza	CZE	F	67.12	F	64.53	66.17	F
9	11	Krechyk Alena	BLR	66.00	F	58.31	64.45	F	66.90
10	118	Orbán Éva	HUN	F	F	65.40	F	66.03	F
11	26	Šafránková Kateřina	CZE	62.57	F	F	64.43	F	65.93
12	239	Lomnická Nikola	SVK	63.90	61.92	65.14	65.83	F	62.59
13	264	Novozhylova Iryna	UKR	59.54	64.89	F	59.10	59.16	59.07
14	168	Nikišenko Marina	MDA	63.61	64.53	64.65	F	F	62.74

